



US00D736894S

(12) **United States Design Patent**
Morodomi

(10) **Patent No.:** **US D736,894 S**

(45) **Date of Patent:** **** Aug. 18, 2015**

(54) **ELECTROMAGNETIC VALVE**

(71) Applicant: **Yoichi Morodomi**, Tsukubamirai (JP)

(72) Inventor: **Yoichi Morodomi**, Tsukubamirai (JP)

(73) Assignee: **SMC Corporation**, Chiyoda-ku, Tokyo (JP)

(**) Term: **14 Years**

(21) Appl. No.: **29/500,299**

(22) Filed: **Aug. 24, 2014**

(30) **Foreign Application Priority Data**

Apr. 25, 2014 (JP) 2014-009217

(51) **LOC (10) Cl.** **23-01**

(52) **U.S. Cl.**
USPC **D23/233**

(58) **Field of Classification Search**
USPC D23/233-250; 137/625.64, 554, 487.5,
137/599; 251/129.15, 129.01, 129.09
CPC ... F16K 31/0675; F16K 31/06; F16K 27/029;
F16K 31/02; F16K 31/082; F16K 27/048
See application file for complete search history.

(56) **References Cited**

U.S. PATENT DOCUMENTS

D416,309	S	*	11/1999	Hayashi et al.	D23/233
D544,575	S	*	6/2007	Matsumoto et al.	D23/233
D544,576	S	*	6/2007	Matsumoto et al.	D23/233
D544,577	S	*	6/2007	Matsumoto et al.	D23/233
D544,578	S	*	6/2007	Matsumoto et al.	D23/233
D544,579	S	*	6/2007	Matsumoto et al.	D23/233
D544,580	S	*	6/2007	Matsumoto et al.	D23/233
D544,581	S	*	6/2007	Matsumoto et al.	D23/233
D563,506	S	*	3/2008	Kato et al.	D23/233
D563,507	S	*	3/2008	Kato et al.	D23/233
D563,508	S	*	3/2008	Yoshimura et al.	D23/233
D563,509	S	*	3/2008	Kato et al.	D23/233
D563,515	S	*	3/2008	Yoshimura et al.	D23/233

D563,516	S	*	3/2008	Mita et al.	D23/233
D563,517	S	*	3/2008	Miyazoe et al.	D23/233
D563,518	S	*	3/2008	Miyazoe et al.	D23/233
D563,519	S	*	3/2008	Miyazoe et al.	D23/233
D563,520	S	*	3/2008	Miyazoe et al.	D23/233
D563,522	S	*	3/2008	Miyazoe et al.	D23/233
D563,523	S	*	3/2008	Matsumoto et al.	D23/233
D564,072	S	*	3/2008	Yoshimura et al.	D23/233
D564,627	S	*	3/2008	Miyazoe et al.	D23/233
D564,628	S	*	3/2008	Miyazoe et al.	D23/233

(Continued)

OTHER PUBLICATIONS

Orbit Website Search, May 21, 2015, 1/1 Designs-Questel Electro-magnetic Valve, shown in page.*

Primary Examiner — Cynthia Ramirez

Assistant Examiner — Gino Colan

(74) *Attorney, Agent, or Firm* — Yokoi & Co., U.S.A.; Toshiyuki Yokoi

(57) **CLAIM**

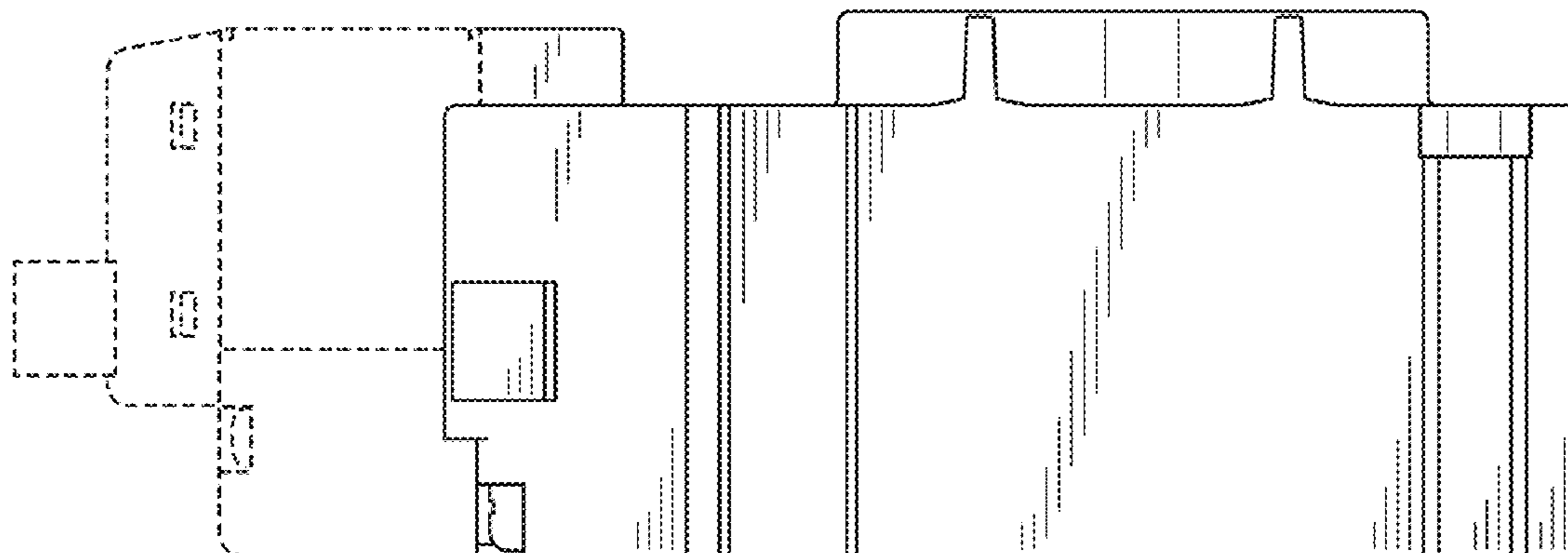
The ornamental design for an electromagnetic valve, as shown and described.

DESCRIPTION

FIG. 1 shows a front view of an electromagnetic valve showing my new design;
FIG. 2 shows a rear view thereof;
FIG. 3 shows a right side view thereof;
FIG. 4 shows a left side view thereof;
FIG. 5 shows a top view thereof;
FIG. 6 shows a bottom view thereof;
FIG. 7 shows a top, front and left side perspective view thereof; and,
FIG. 8 shows a bottom, rear and right side perspective view thereof.

The portions of the design shown in broken lines in FIGS. 1-8 are for the purpose of illustrating the environment only and form no part of the claimed design.

1 Claim, 4 Drawing Sheets



(56)

References Cited

U.S. PATENT DOCUMENTS

D564,629 S * 3/2008 Miyazoe et al. D23/233
D564,630 S * 3/2008 Miyazoe et al. D23/233
D564,631 S * 3/2008 Miyazoe et al. D23/233
D599,887 S * 9/2009 Matsumoto D23/233
D599,888 S * 9/2009 Matsumoto D23/233
D599,889 S * 9/2009 Oshima et al. D23/233

D715,899 S * 10/2014 Fukano et al. D23/233
D720,043 S * 12/2014 Nishiyama et al. D23/233
D720,044 S * 12/2014 Enzaki D23/233
D720,046 S * 12/2014 Morodomi et al. D23/233
D720,047 S * 12/2014 Morodomi et al. D23/233
D725,231 S * 3/2015 Doi et al. D23/233
D725,232 S * 3/2015 Doi et al. D23/233
D726,882 S * 4/2015 Maeda et al. D23/249

* cited by examiner

FIG. 1

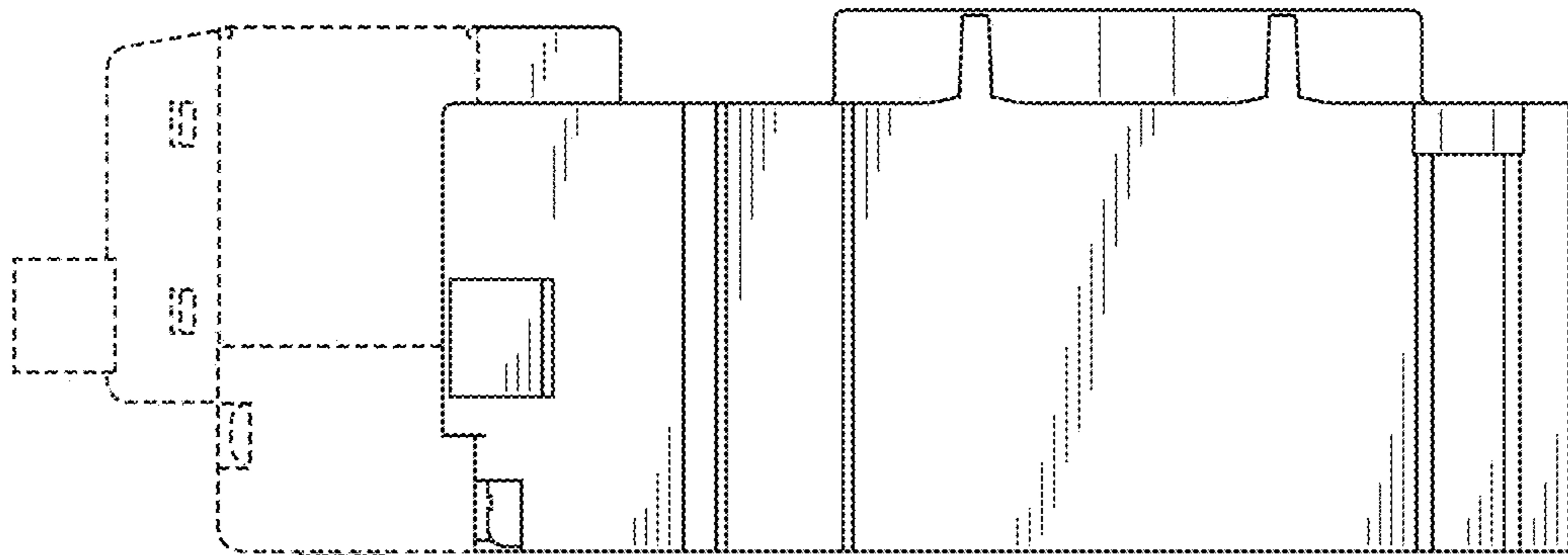


FIG. 2

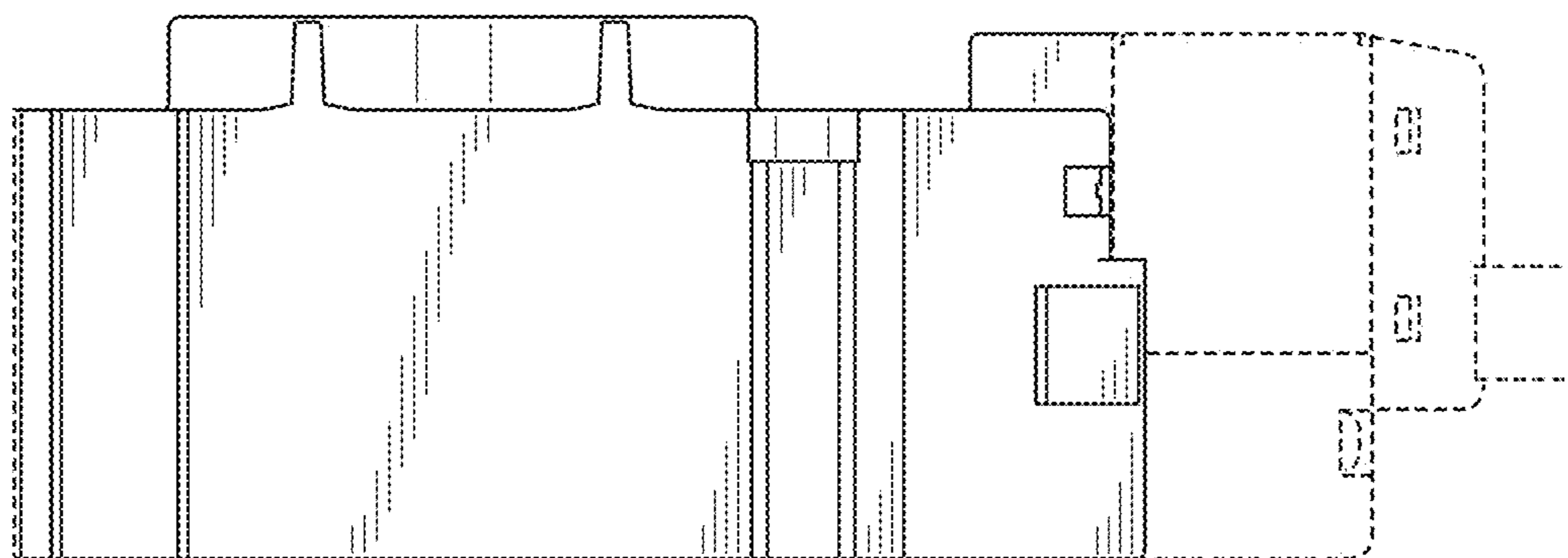


FIG. 3




FIG. 4

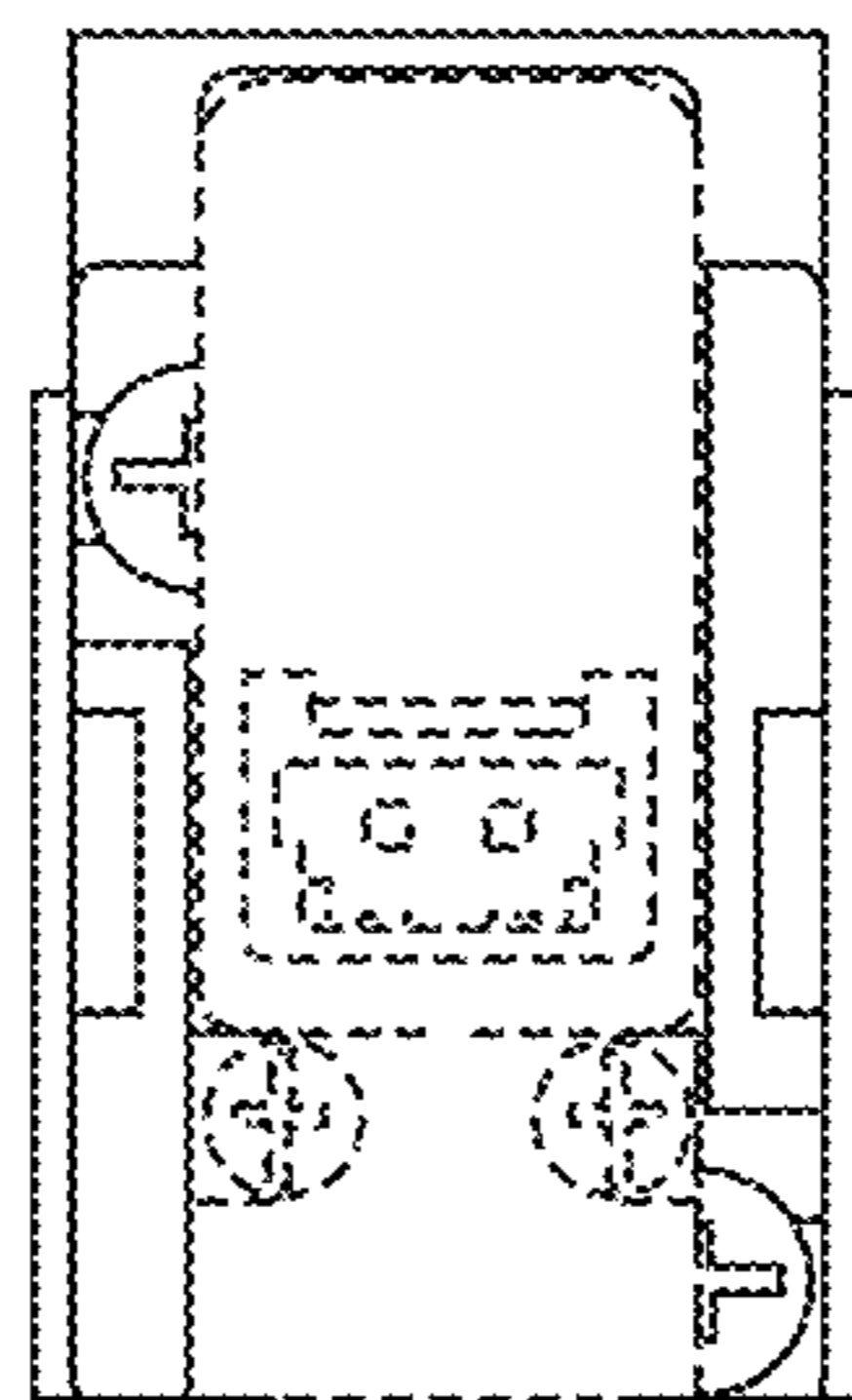


FIG. 5

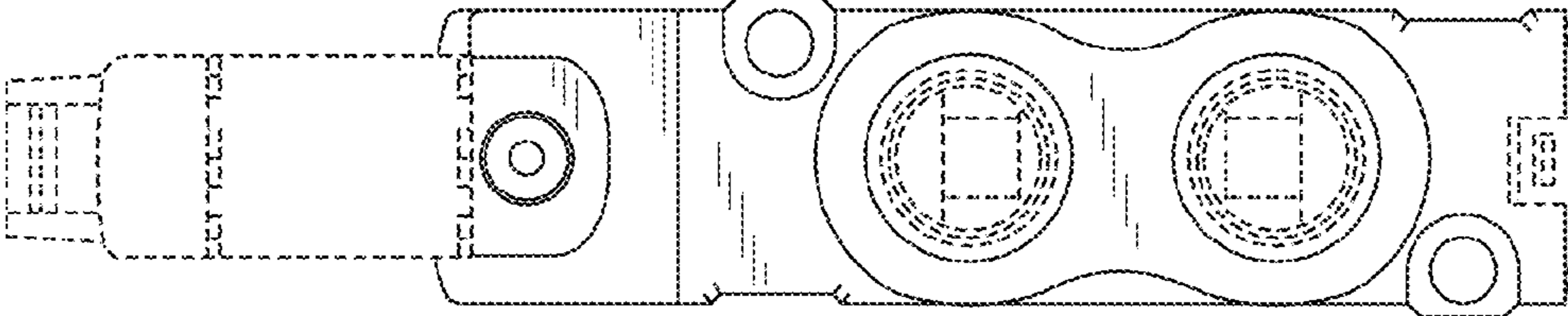


FIG. 6

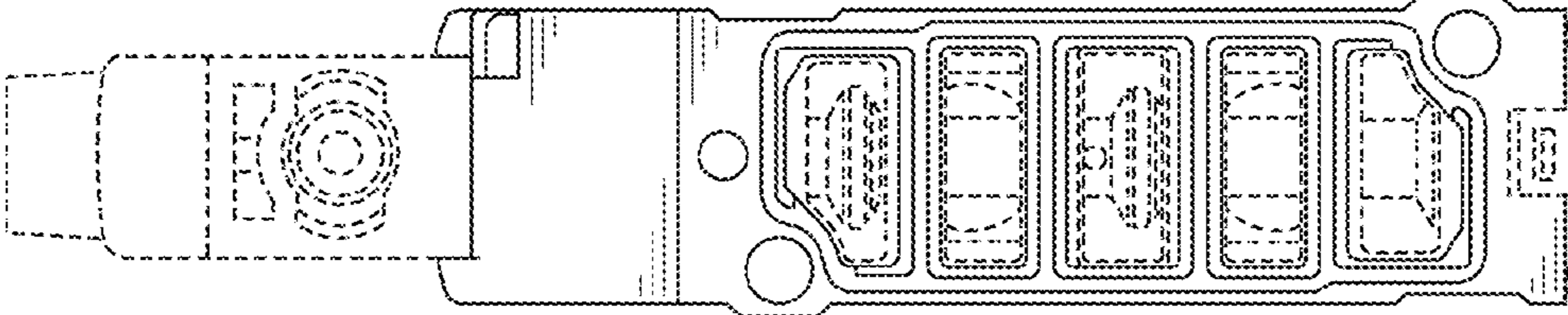


FIG. 7

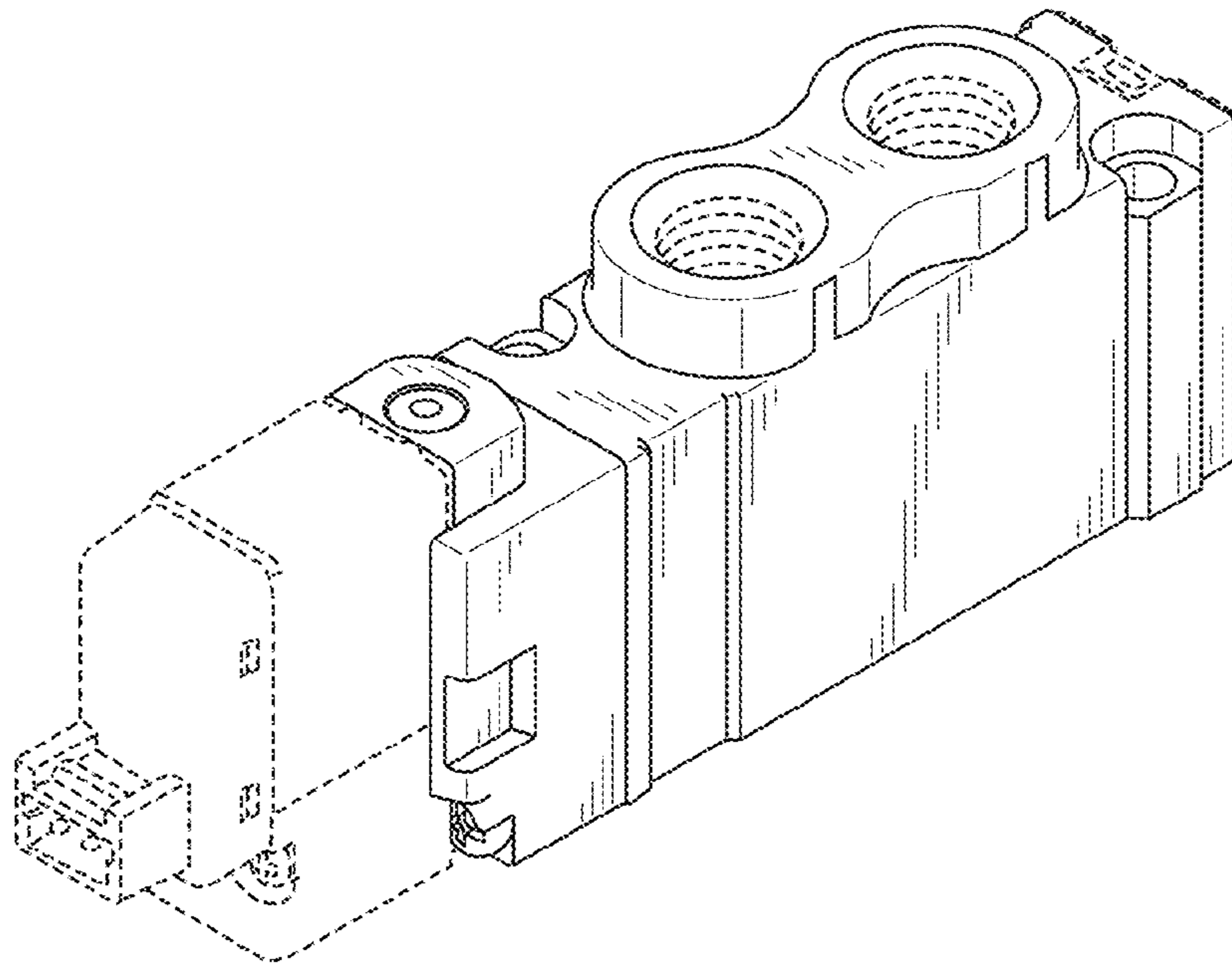


FIG. 8

