



US00D736889S

(12) **United States Design Patent**
Nishiyama et al.

(10) **Patent No.:** **US D736,889 S**

(45) **Date of Patent:** **** Aug. 18, 2015**

(54) **ELECTROMAGNETIC VALVE WITH
RESIDUAL PRESSURE EXHAUST VALVE**

(71) Applicants: **Tatsuya Nishiyama**, Tsukubamirai (JP);
Takashi Murakami, Tsukubamirai (JP);
Shinji Miyazoe, Tsukubamirai (JP)

(72) Inventors: **Tatsuya Nishiyama**, Tsukubamirai (JP);
Takashi Murakami, Tsukubamirai (JP);
Shinji Miyazoe, Tsukubamirai (JP)

(73) Assignee: **SMC Corporation**, Chiyoda-ku, Tokyo
(JP)

(**) Term: **14 Years**

(21) Appl. No.: **29/476,588**

(22) Filed: **Dec. 16, 2013**

(30) **Foreign Application Priority Data**

Aug. 28, 2013 (JP) 2013-019797

(51) **LOC (10) Cl.** **23-01**

(52) **U.S. Cl.**
USPC **D23/233**

(58) **Field of Classification Search**
USPC D23/233-250; 137/625.64, 554;
251/129.01, 129.16, 129.1, 129.15,
251/129.18, 129.2
CPC ... F16K 31/0675; F16K 31/06; F16K 27/029;
F16K 31/02; F16K 31/082; F16K 27/048
See application file for complete search history.

(56) **References Cited**

U.S. PATENT DOCUMENTS

D544,575 S * 6/2007 Matsumoto et al. D23/233
D544,576 S * 6/2007 Matsumoto et al. D23/233
D544,577 S * 6/2007 Matsumoto et al. D23/233
D544,578 S * 6/2007 Matsumoto et al. D23/233
D544,579 S * 6/2007 Matsumoto et al. D23/233
D544,580 S * 6/2007 Matsumoto et al. D23/233
D544,581 S * 6/2007 Matsumoto et al. D23/233
D563,509 S * 3/2008 Kato D23/233

D563,517 S * 3/2008 Miyazoe et al. D23/233
D563,518 S * 3/2008 Miyazoe et al. D23/233
D563,519 S * 3/2008 Miyazoe et al. D23/233
D563,520 S * 3/2008 Miyazoe et al. D23/233
D563,521 S * 3/2008 Miyazoe et al. D23/233
D563,523 S * 3/2008 Matsumoto et al. D23/233
D564,072 S * 3/2008 Yoshimura et al. D23/233
D564,627 S * 3/2008 Miyazoe et al. D23/233
D564,628 S * 3/2008 Miyazoe et al. D23/233
D564,629 S * 3/2008 Miyazoe et al. D23/233
D564,630 S * 3/2008 Miyazoe et al. D23/233
D564,631 S * 3/2008 Miyazoe et al. D23/233

(Continued)

OTHER PUBLICATIONS

Orbit Website Search, May 21, 2015, 1/1 Designs-Questel Electro-
magnetic Valve, shown in p. 1.*

Primary Examiner — Cynthia Ramirez

Assistant Examiner — Gino Colan

(74) *Attorney, Agent, or Firm* — Yokoi & Co., U.S.A.;
Toshiyuki Yokoi

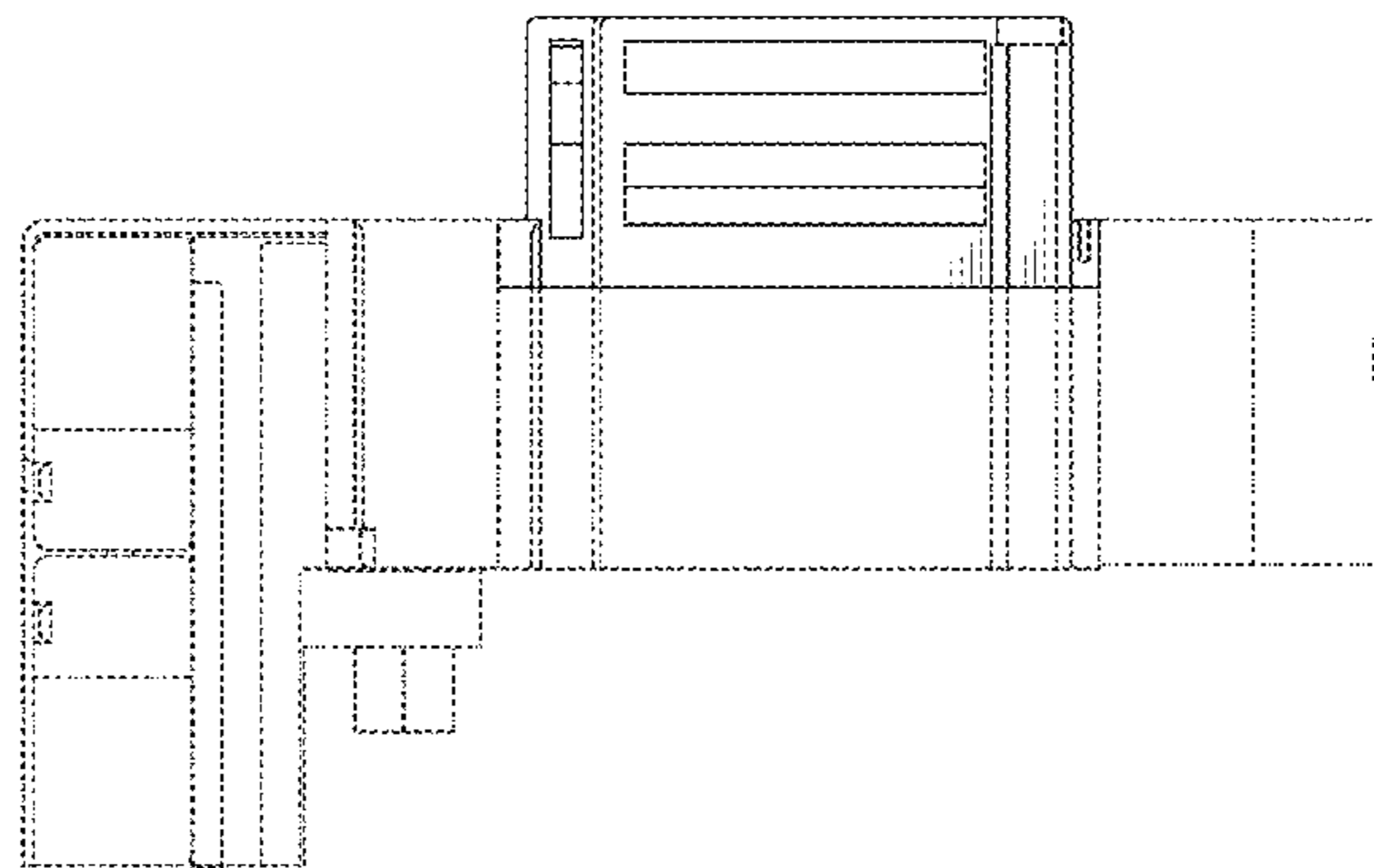
(57) **CLAIM**

The ornamental design for an electromagnetic valve with
residual pressure exhaust valve, as shown and described.

DESCRIPTION

FIG. 1 shows a front view of an electromagnetic valve with
residual pressure exhaust valve showing our new design;
FIG. 2 shows a rear view thereof;
FIG. 3 shows a right side view thereof;
FIG. 4 shows a left side view thereof;
FIG. 5 shows a top view thereof;
FIG. 6 shows a bottom view thereof;
FIG. 7 shows a top, front and left side perspective view
thereof; and,
FIG. 8 shows a bottom, rear and right side perspective view
thereof.
The portions of the design shown in broken lines in FIGS. 1-8
are for the purpose of illustrating the environment only and
form no part of the claimed design.

1 Claim, 5 Drawing Sheets



(56)

References Cited

U.S. PATENT DOCUMENTS

D599,887 S * 9/2009 Matsumoto D23/233
D599,888 S * 9/2009 Matsumoto D23/233
D698,418 S * 1/2014 Narita D23/233

D715,899 S * 10/2014 Fukano et al. D23/233
D720,044 S * 12/2014 Enzaki D23/233
D721,162 S * 1/2015 Nishiyama et al. D23/233
D721,163 S * 1/2015 Nishiyama et al. D23/233
D725,231 S * 3/2015 Doi et al. D23/233

* cited by examiner

FIG. 1

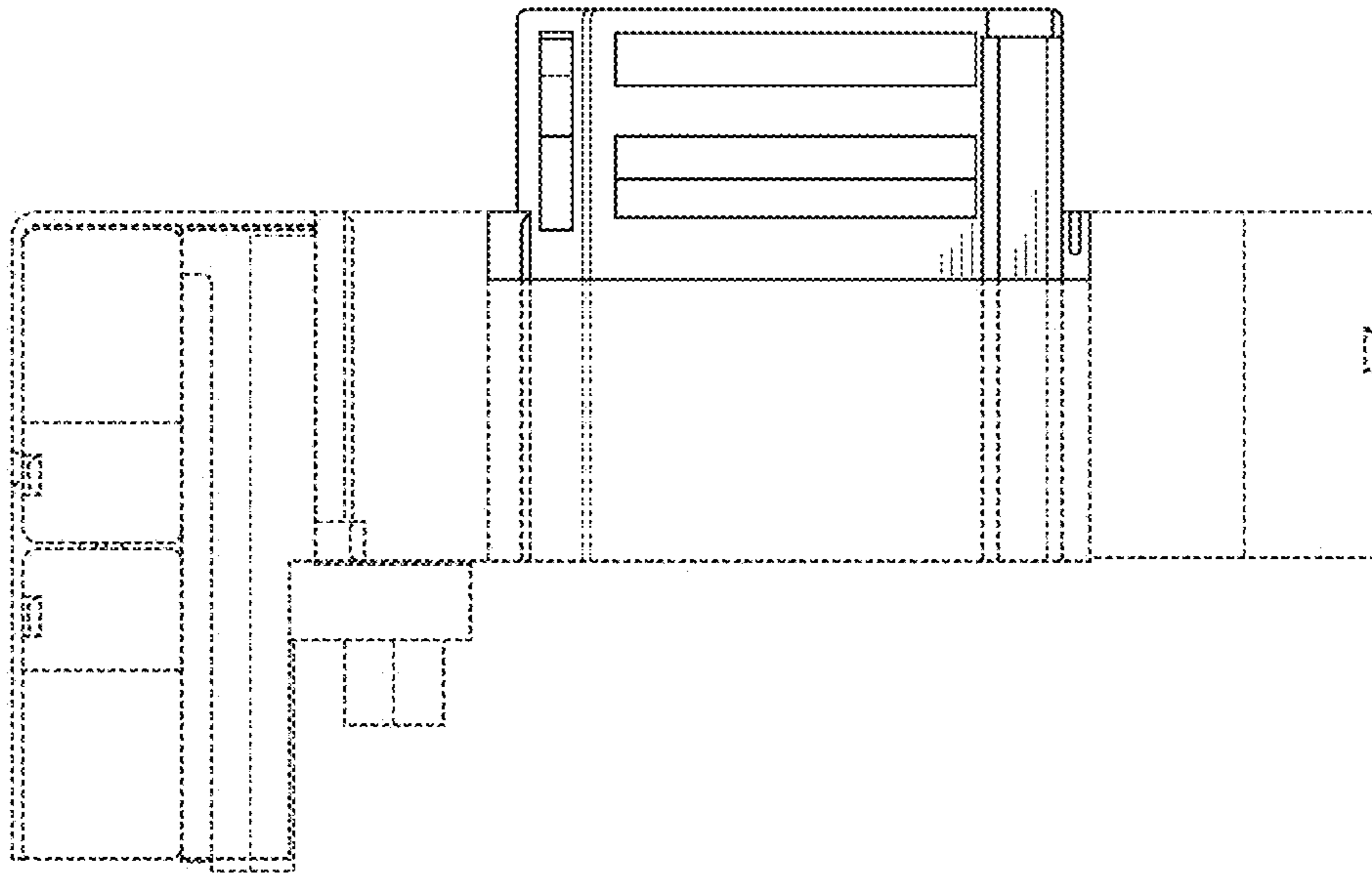


FIG. 2

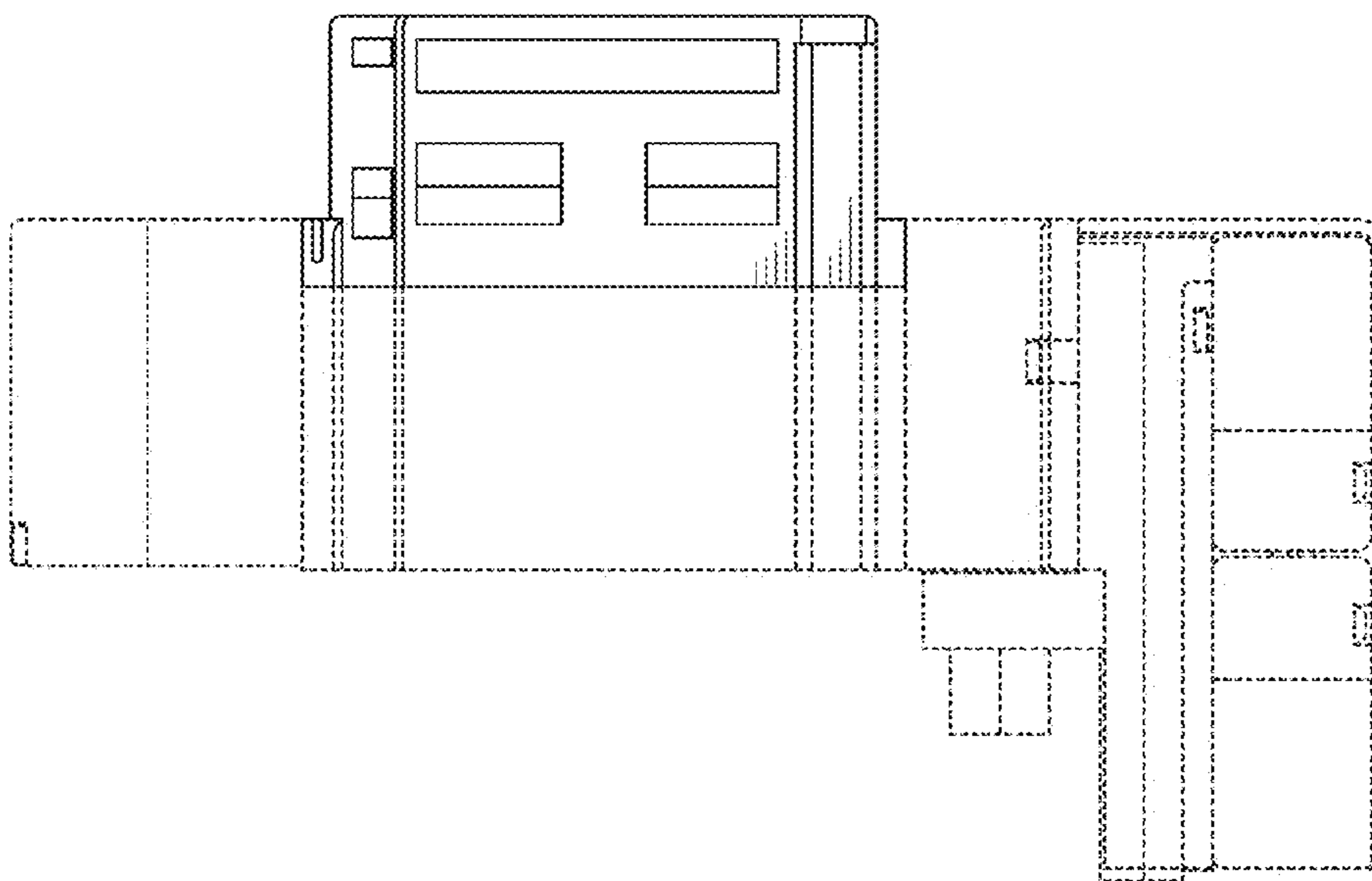


FIG. 3




FIG. 4

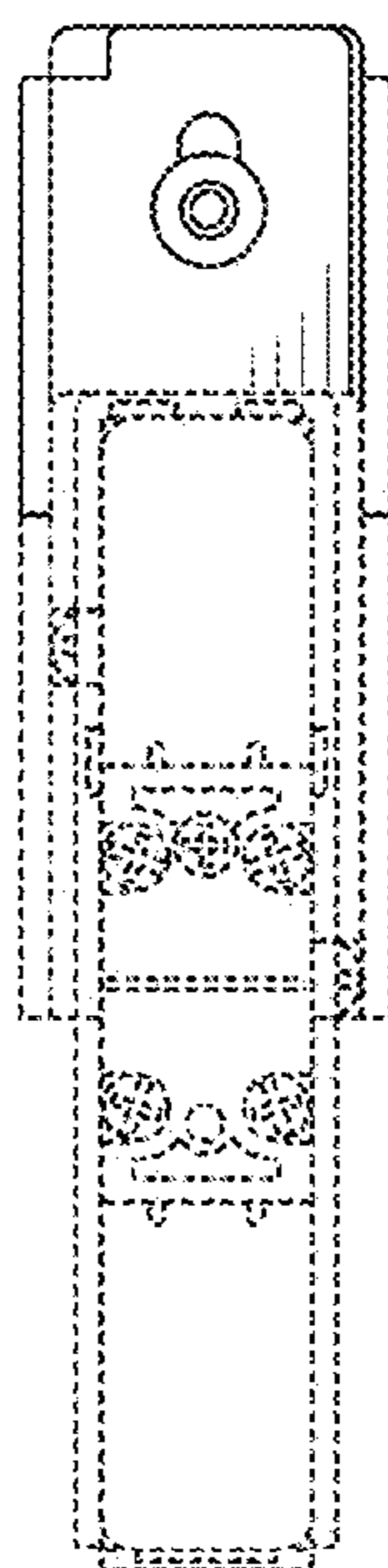


FIG. 5

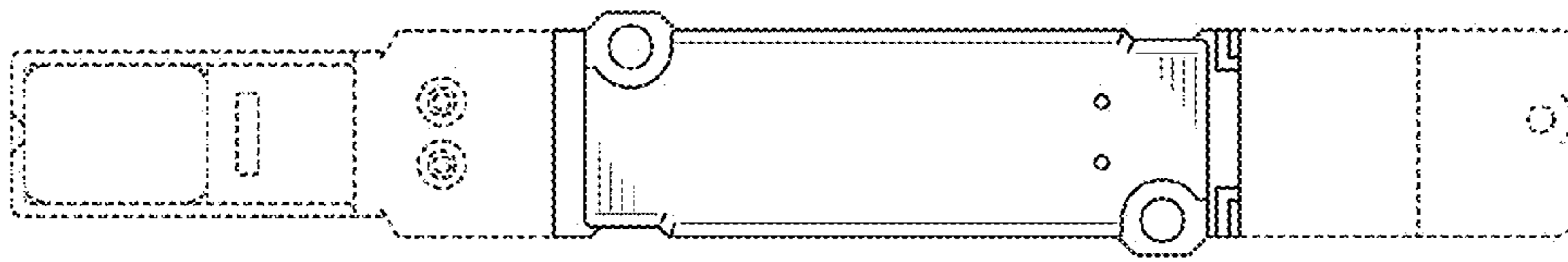


FIG. 6

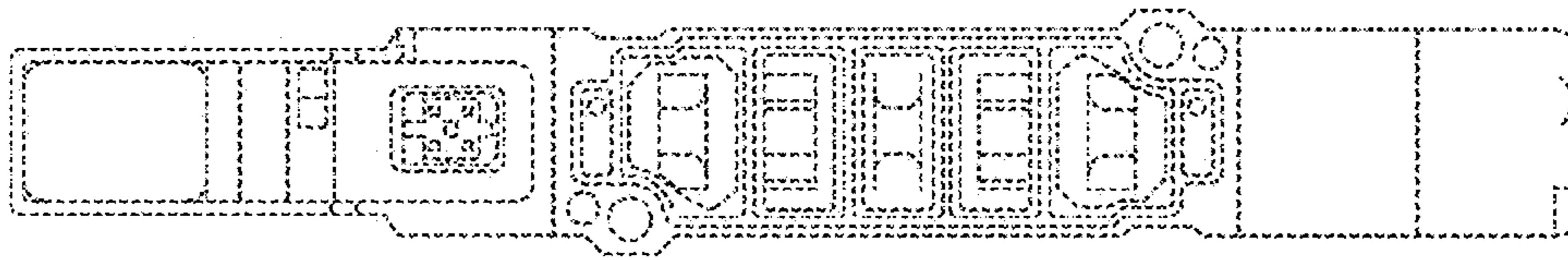


FIG. 7

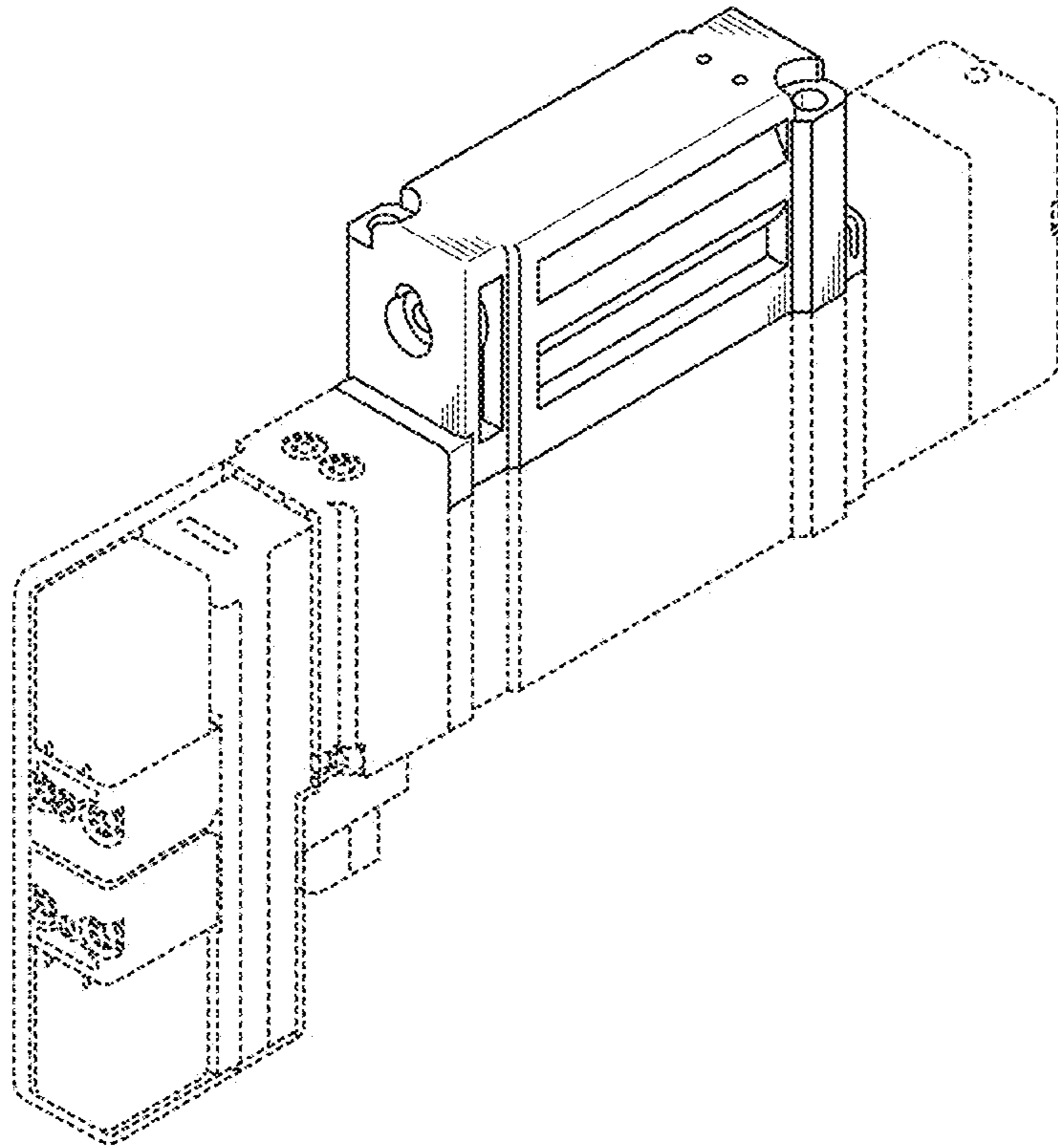


FIG. 8

