



US00D736881S

(12) **United States Design Patent**
Keisler

(10) **Patent No.:** **US D736,881 S**

(45) **Date of Patent:** **** Aug. 18, 2015**

(54) **GOLF PUTTING TRAINING DEVICE**

(71) Applicant: **Stacy Keisler**, Tampa, FL (US)

(72) Inventor: **Stacy Keisler**, Tampa, FL (US)

(**) Term: **14 Years**

(21) Appl. No.: **29/504,526**

(22) Filed: **Oct. 7, 2014**

(51) **LOC (10) Cl.** **21-02**

(52) **U.S. Cl.**
USPC **D21/791**

(58) **Field of Classification Search**
USPC D21/789, 791
CPC A63B 69/3676; A63B 63/00; A63B
2067/025

See application file for complete search history.

(56) **References Cited**

U.S. PATENT DOCUMENTS

1,527,051	A *	2/1925	Longan	434/235
2,003,600	A *	6/1935	Lowenfels	426/130
3,275,325	A *	9/1966	Mackenzie	473/184
3,841,695	A *	10/1974	Woodward	296/43
4,822,660	A *	4/1989	Lipp	428/113
5,005,940	A *	4/1991	Modrey	385/55
5,082,280	A *	1/1992	Wang	473/181

5,129,653	A *	7/1992	Morris et al.	473/184
5,536,096	A *	7/1996	Nowak	402/1
D409,704	S *	5/1999	Nunes	D21/791
6,179,722	B1 *	1/2001	Bond	473/180
D481,092	S *	10/2003	Ray	D21/791
D557,366	S *	12/2007	Witt et al.	D21/791
8,894,504	B1 *	11/2014	Keisler	473/265
D728,719	S *	5/2015	Starrs	D21/791
2003/0022726	A1 *	1/2003	Mindlin	473/270
2007/0249428	A1 *	10/2007	Pendleton et al.	473/223

* cited by examiner

Primary Examiner — Mitchell Siegel

(74) *Attorney, Agent, or Firm* — Gulf Coast Intellectual Property Group

(57) **CLAIM**

The ornamental design for the golf putting training device, as shown and described.

DESCRIPTION

FIG. 1 is a perspective view of the present invention with the golf putting training device superposed an exemplary golf green; and

FIG. 2 is a front view of the present invention; and

FIG. 3 is a rear view of the present invention; and

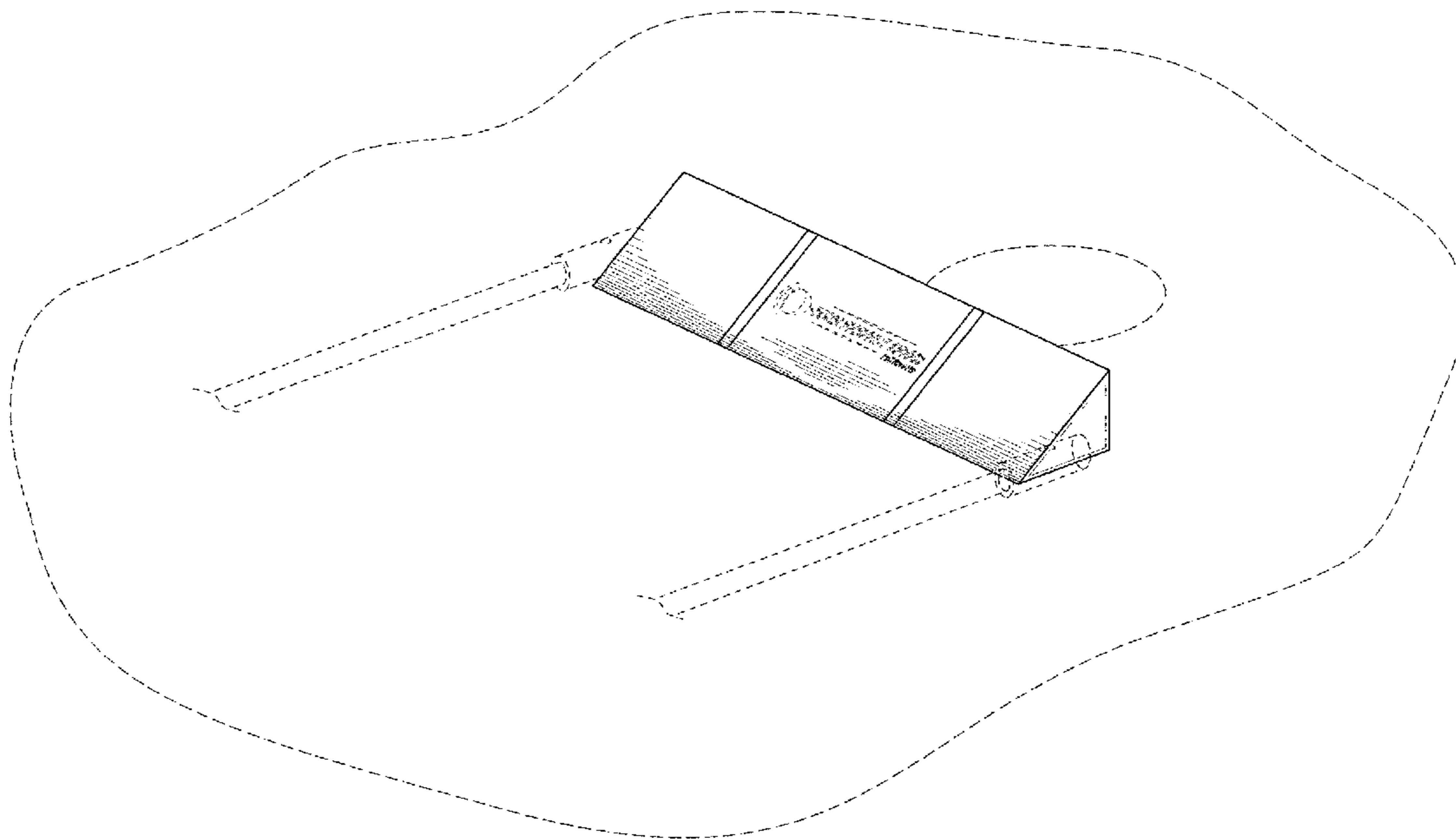
FIG. 4 is a left side view of the present invention; and

FIG. 5 is a right side view of the present invention; and,

FIG. 6 is a top view of the present invention.

Wherein the dotted lines herein illustrate environment and use and do not form any part of the claimed design.

1 Claim, 4 Drawing Sheets



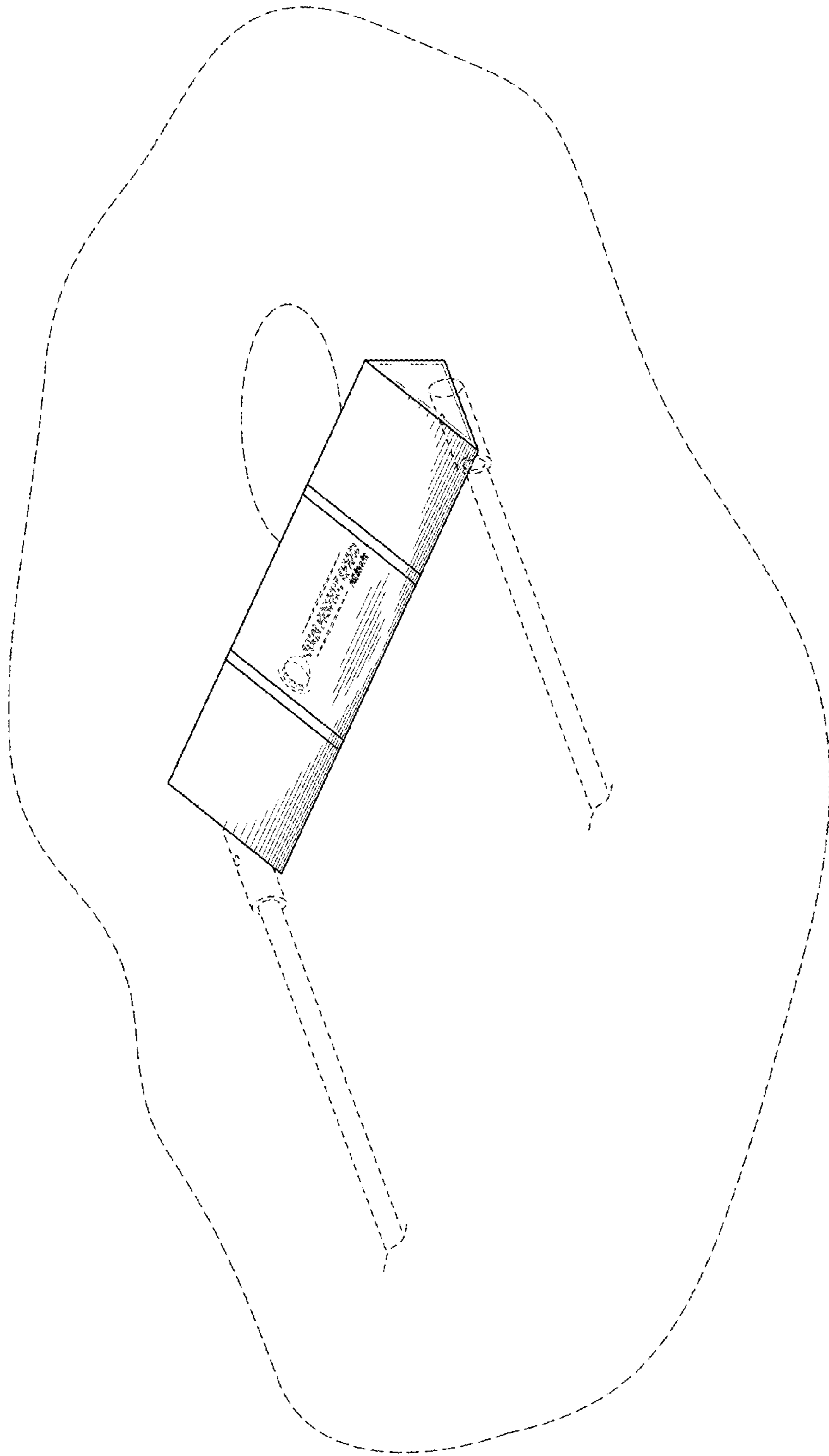


FIG. 1

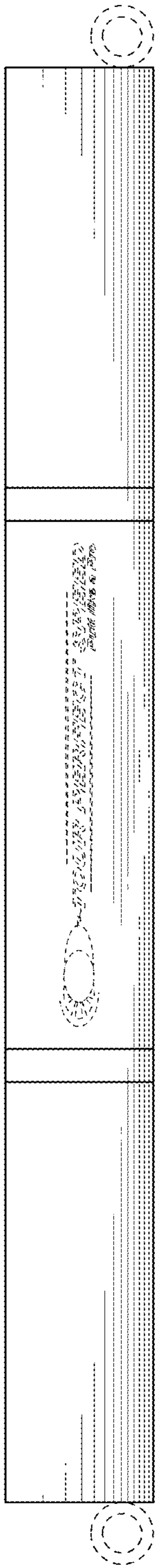


FIG. 2




FIG. 3




FIG. 4

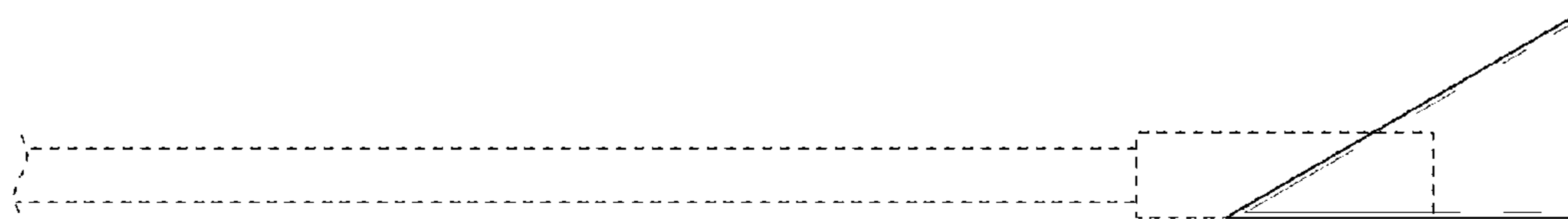


FIG. 5




FIG. 6