



US00D736870S

(12) **United States Design Patent**
Nagi

(10) **Patent No.:** **US D736,870 S**

(45) **Date of Patent:** **** *Aug. 18, 2015**

- (54) **FLAT CHAMFERED GOLF BALL**
- (71) Applicant: **The Pill Golf LLC**, Teaneck, NJ (US)
- (72) Inventor: **Paul A. Nagi**, Teaneck, NJ (US)
- (73) Assignee: **The Pill Golf LLC**, Teaneck, NJ (US)
- (*) Notice: This patent is subject to a terminal disclaimer.

| | | | | | | |
|-----------|---|---|---------|----------------|-------|---------|
| 1,644,466 | A | * | 10/1927 | Dewes | | 473/569 |
| 3,796,435 | A | * | 3/1974 | Dale | | 473/200 |
| 3,944,228 | A | * | 3/1976 | Olson | | 473/587 |
| D259,111 | S | * | 5/1981 | Kinney | | D11/157 |
| 4,616,827 | A | * | 10/1986 | Bergland | | 473/595 |
| D287,390 | S | * | 12/1986 | Charles et al. | | D21/707 |
| D324,245 | S | * | 2/1992 | Wright | | D21/563 |
| 5,377,988 | A | * | 1/1995 | Westman et al. | | 473/281 |
| D364,663 | S | * | 11/1995 | Engel | | D21/707 |
| D398,348 | S | * | 9/1998 | Hogan | | D21/707 |
| 6,004,220 | A | * | 12/1999 | Razzano | | 473/200 |
| D498,431 | S | * | 11/2004 | Ditmars, Jr. | | D11/131 |

(Continued)

(**) Term: **14 Years**

(21) Appl. No.: **29/457,270**

(22) Filed: **Jun. 7, 2013**

(51) **LOC (10) Cl.** **21-02**

(52) **U.S. Cl.**

USPC **D21/707**; D21/708; D21/710

(58) **Field of Classification Search**

USPC D21/386, 387, 390, 440, 443, 444,
D21/707-714, 789, 791; D11/131, 157;
D6/595-597, 601, 604; D1/101, 104,
D1/106, 130; D28/8.1, 8.2; D24/101-104;
D9/504, 519, 668; D19/59, 97;
D7/901; 473/139-149, 230, 235, 280,
473/281, 351-385, 569-577, 587-589,
473/594-596, 612, 613, 615, 125-130, 165,
473/193, 200, 219, 251-254, 256; 446/34,
446/48, 431, 450-453; 434/252; 273/317.2,
273/108, 108.2, 108.21, 108.5, 126 R, 236,
273/245, 277, 282.1, 282.3, 288-291, 441,
273/DIG. 20, DIG. 24; 119/707-714;
D32/40

See application file for complete search history.

(56) **References Cited**

U.S. PATENT DOCUMENTS

| | | | | | | |
|---------|---|---|--------|---------|-------|-----------|
| 810,224 | A | * | 1/1906 | Sackett | | 273/126 R |
| 810,352 | A | * | 1/1906 | Sackett | | 473/588 |

FOREIGN PATENT DOCUMENTS

| | | | |
|----|----------------|---|--------|
| EM | 002002840-0002 | * | 3/2012 |
| EM | 002002840-0004 | * | 3/2012 |

(Continued)

Primary Examiner — Catherine Tuttle

(74) *Attorney, Agent, or Firm* — Polsinelli PC

(57) **CLAIM**

The ornamental design for a flat chamfered golf ball, as shown and described.

DESCRIPTION

FIG. 1 is a perspective view of the flat chamfered golf ball showing my design;

FIG. 2 is a front view of the flat chamfered golf ball;

FIG. 3 is an opposing rear view of the flat chamfered golf ball;

FIG. 4 is a left side view of the flat chamfered golf ball;

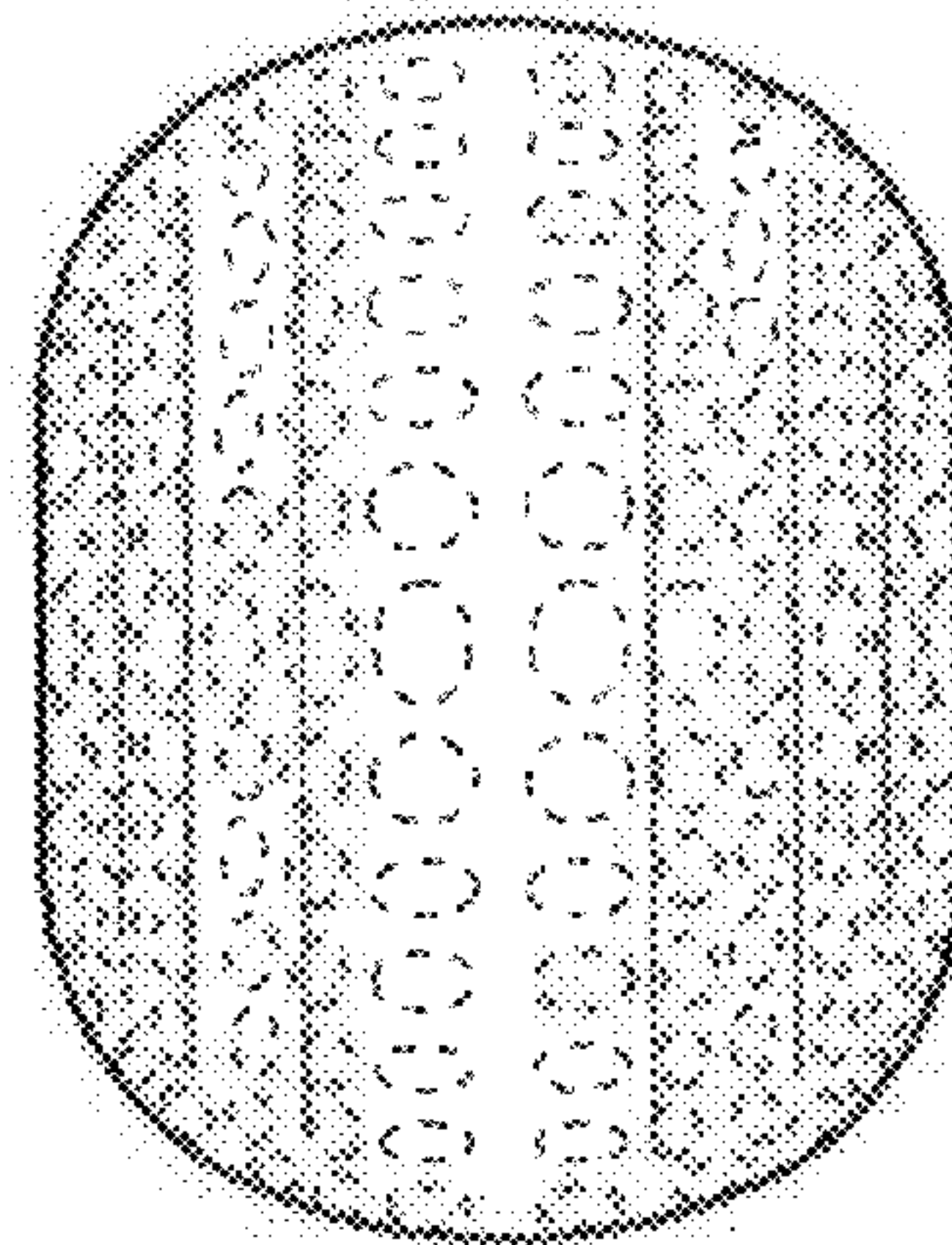
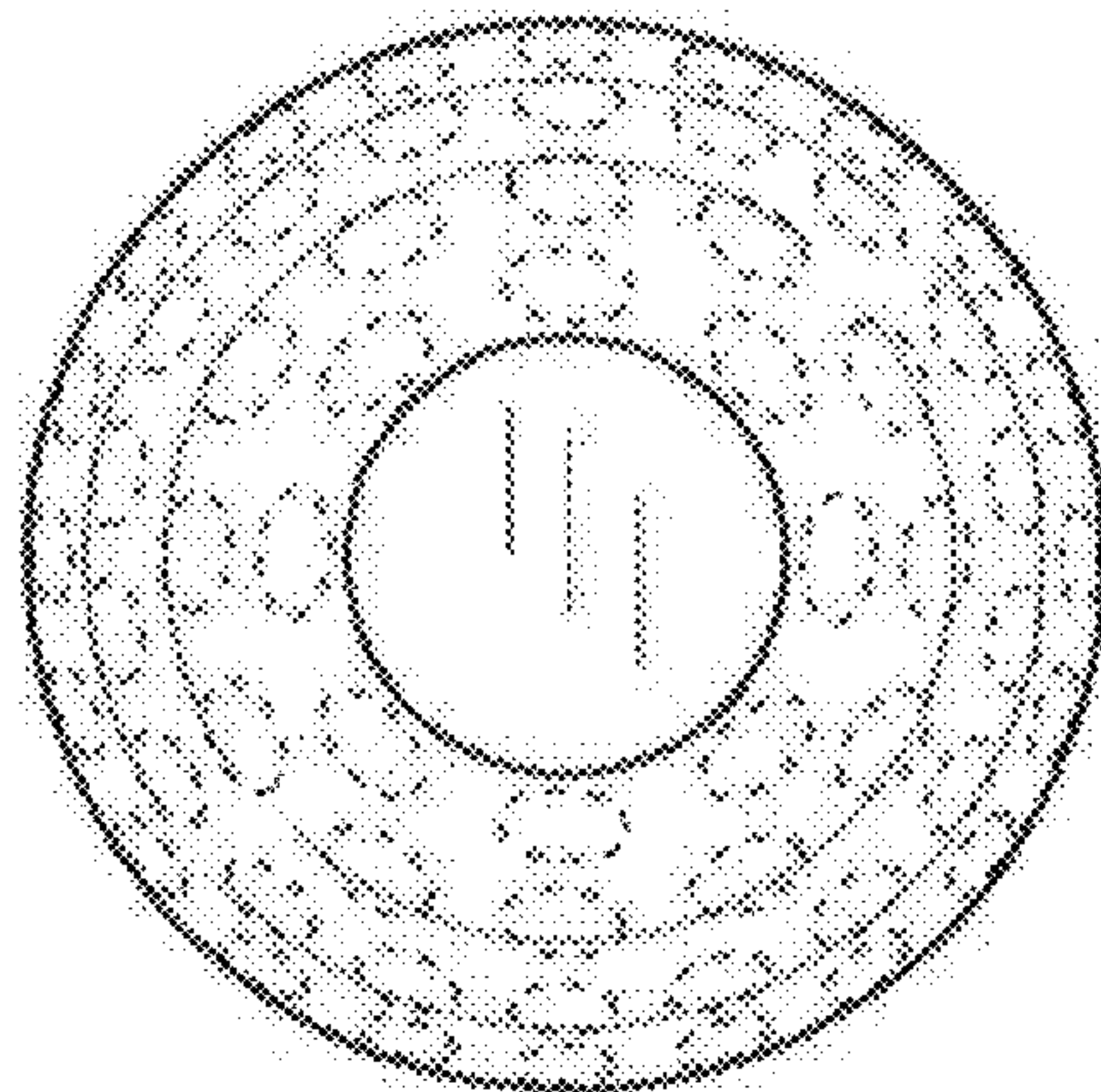
FIG. 5 is an opposing right side view of the flat chamfered golf ball;

FIG. 6 is a top view of the flat chamfered golf ball; and,

FIG. 7 is an opposing bottom view of the flat chamfered golf ball.

The broken lines shown in FIGS. 1-7 are for illustrative purposes only and form no part of the claimed design.

1 Claim, 1 Drawing Sheet



(56)

References Cited

2013/0210538 A1* 8/2013 Kim et al. 473/280

U.S. PATENT DOCUMENTS

FOREIGN PATENT DOCUMENTS

6,994,642 B2* 2/2006 Gerak et al. 473/594
7,300,357 B2* 11/2007 Breaker et al. 473/280
D638,080 S * 5/2011 Armstrong D21/791
8,545,342 B2* 10/2013 Kim 473/280
D700,257 S * 2/2014 Nagi D21/708
2007/0142138 A1* 6/2007 Acton 473/588

GB 2104195 * 2/2002
GB 3022101 * 10/2005
JP D1253783 * 10/2005

* cited by examiner

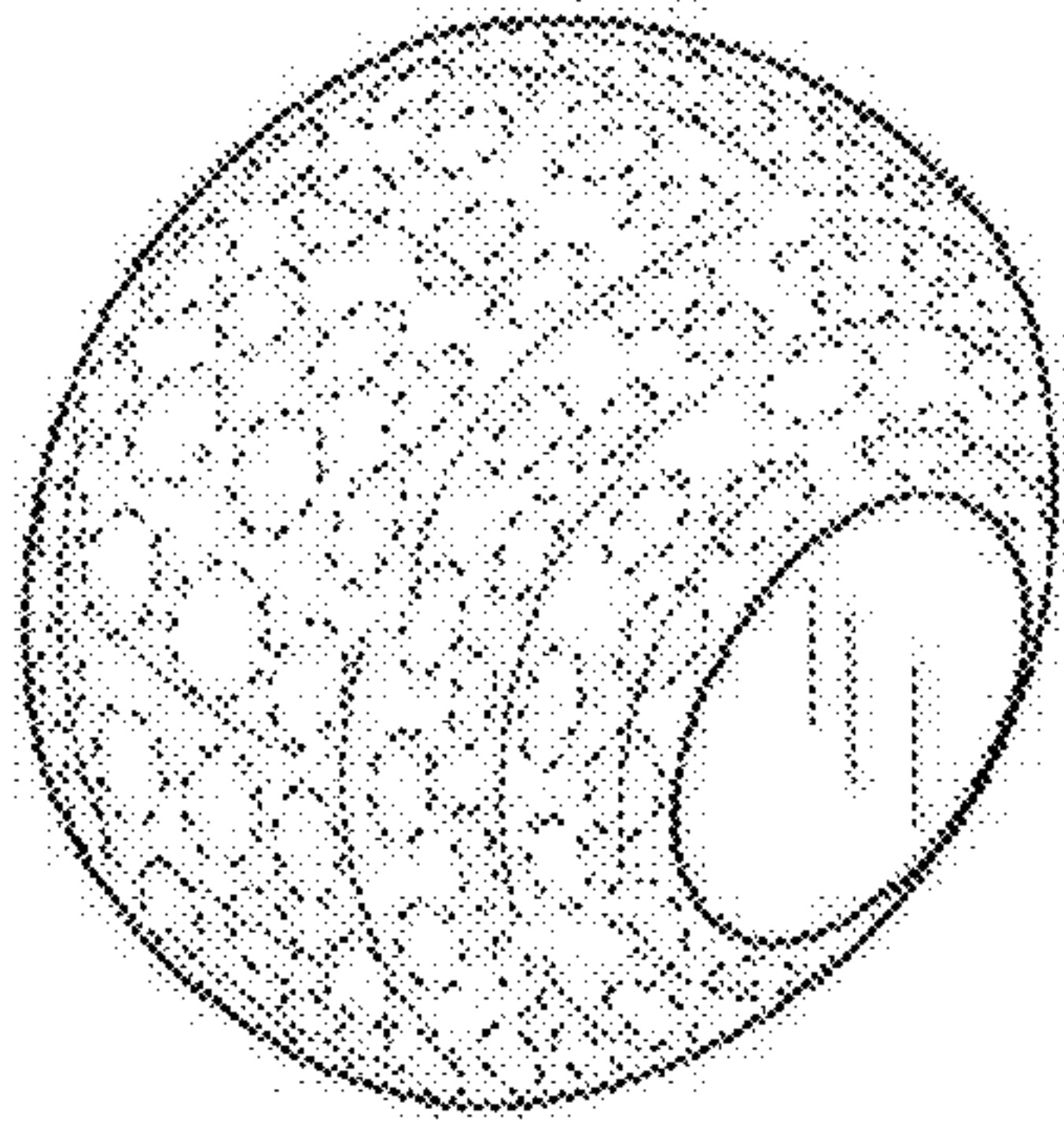


FIG. 1

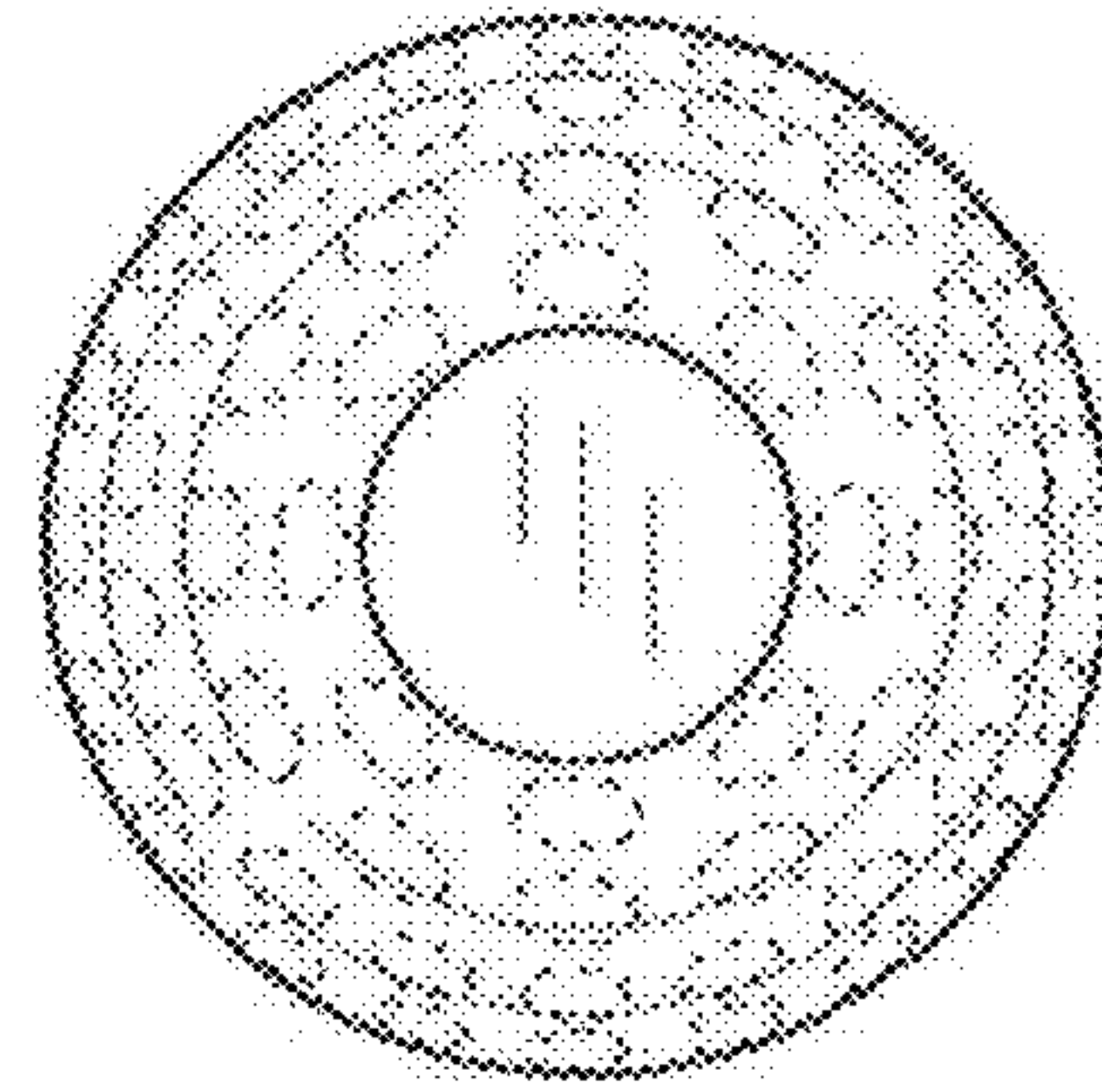


FIG. 2

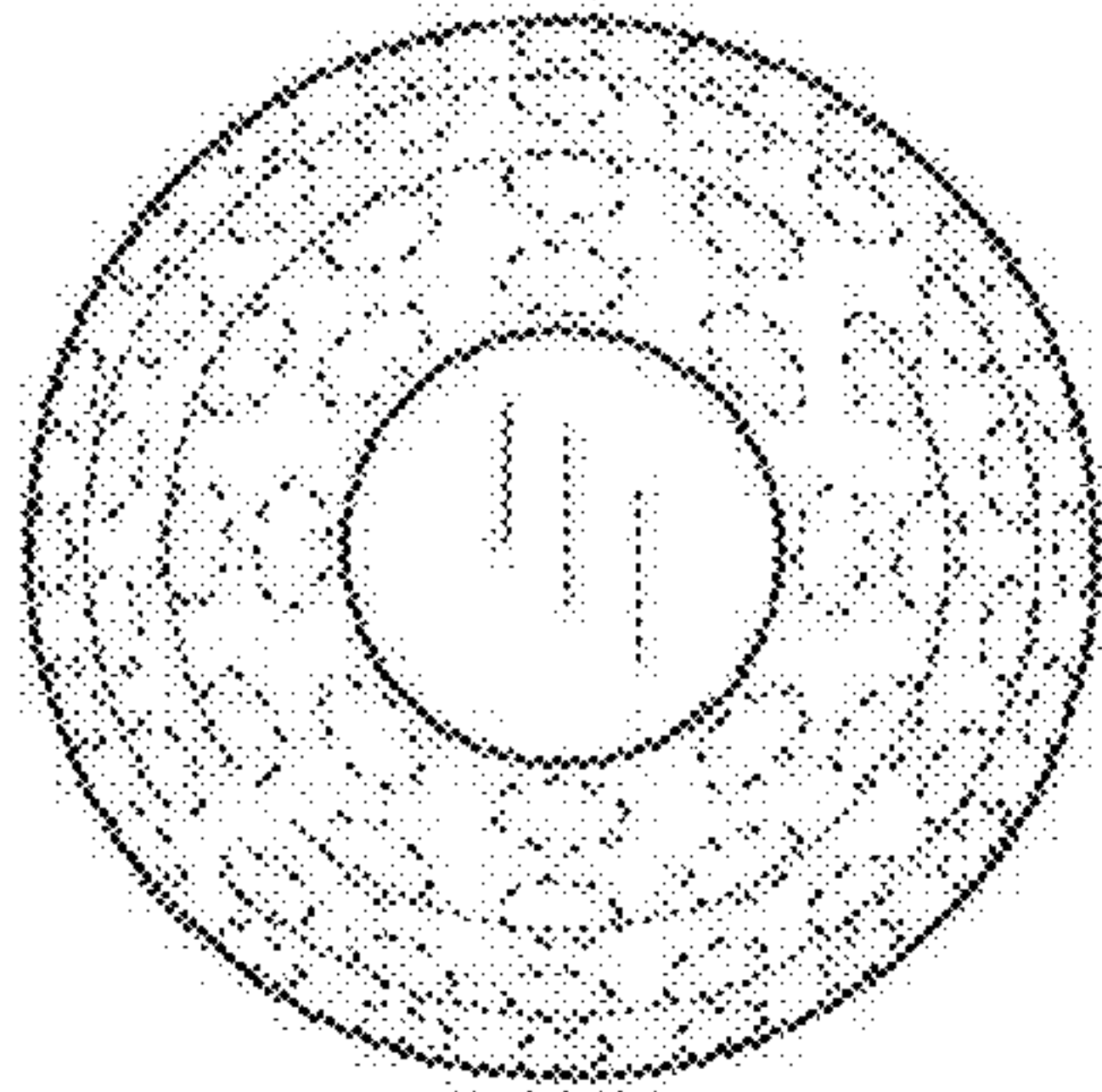


FIG. 3

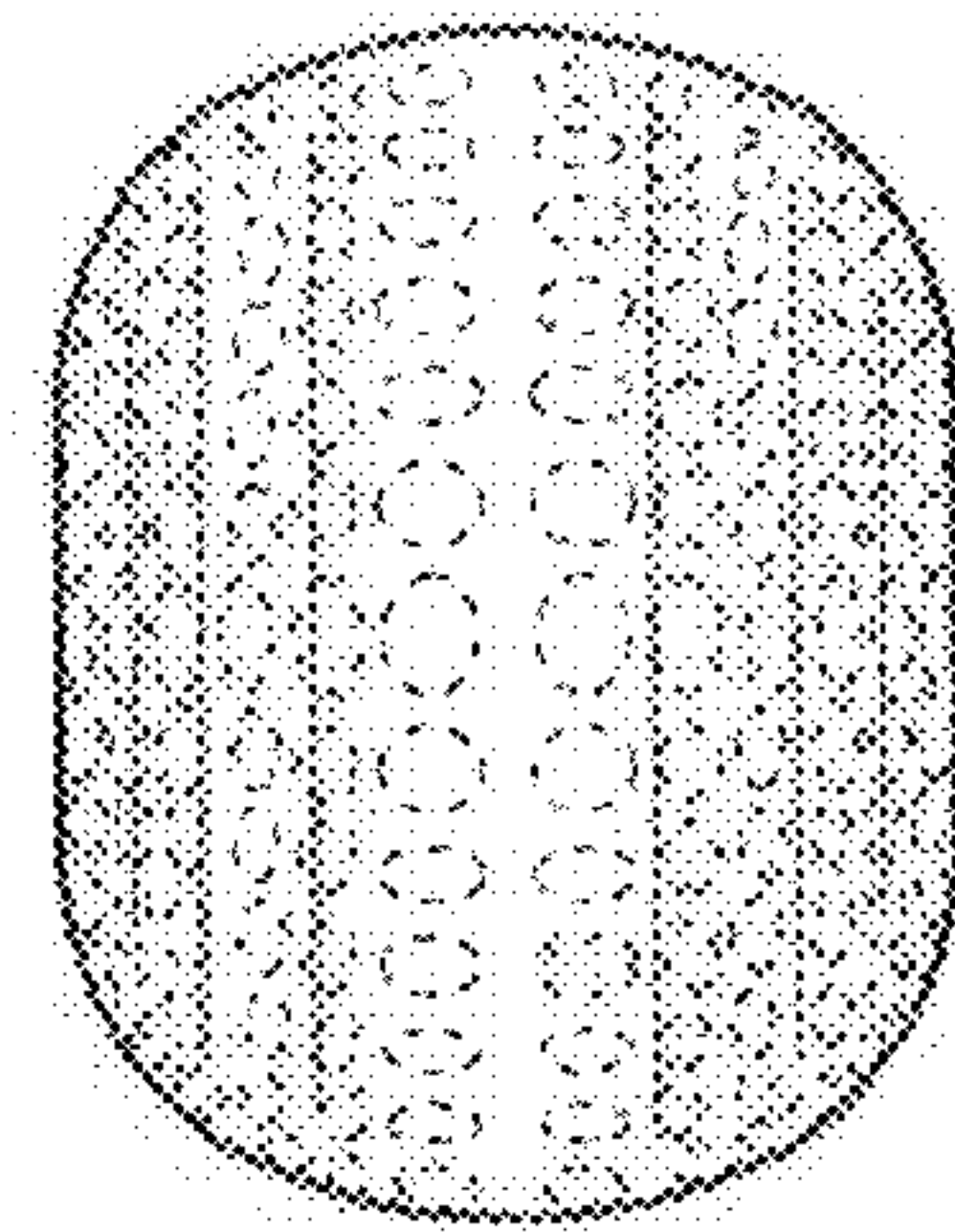


FIG. 4

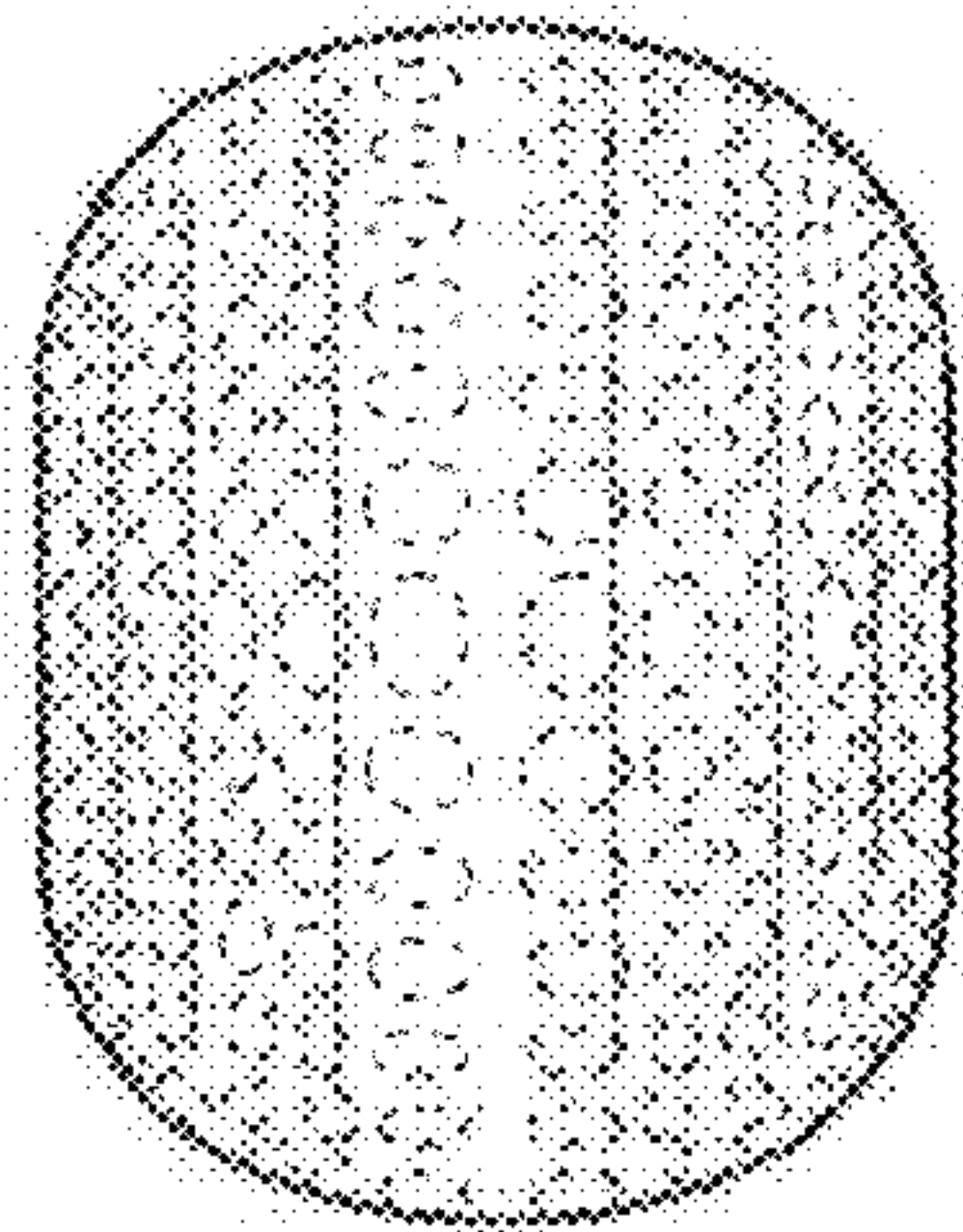


FIG. 5

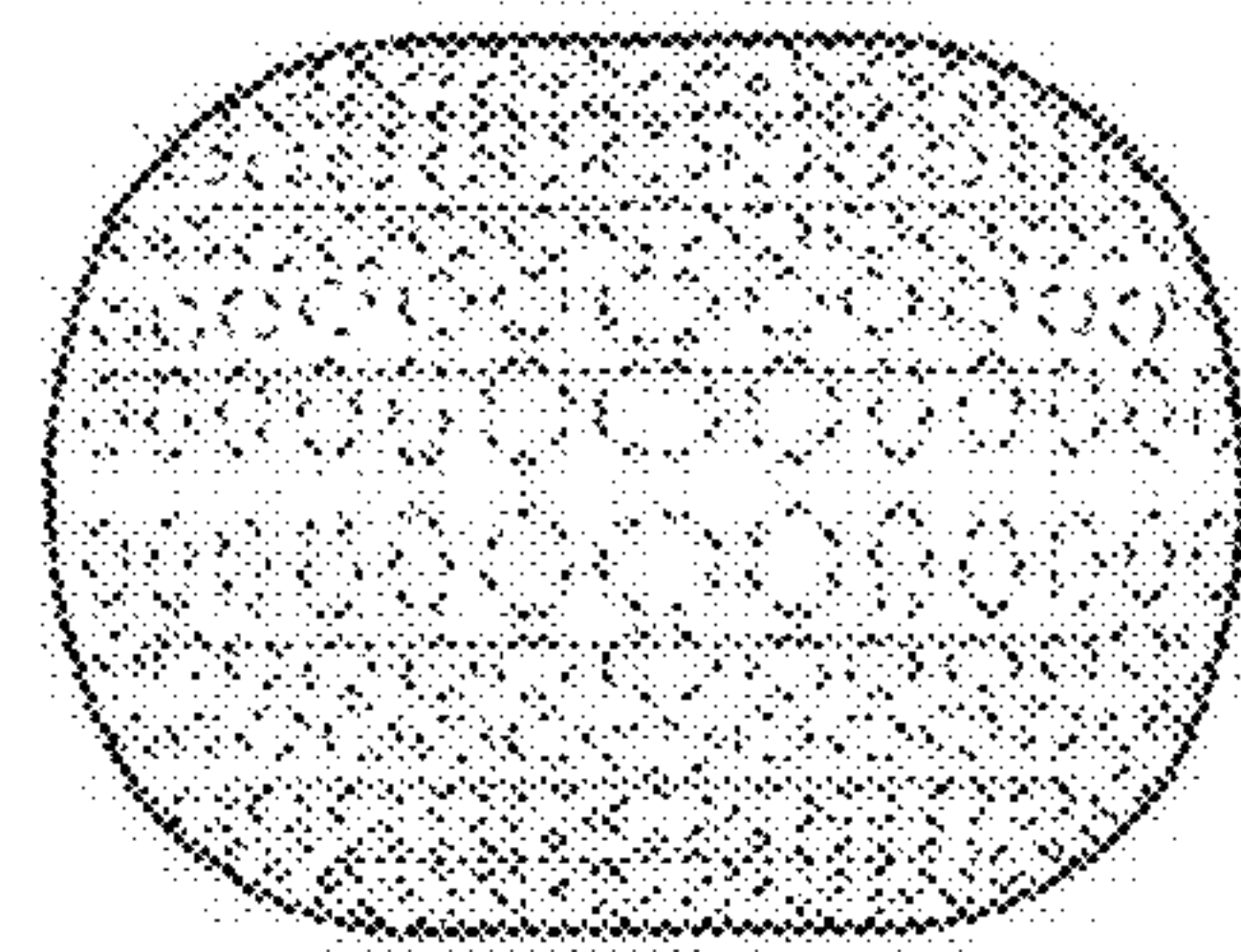


FIG. 6

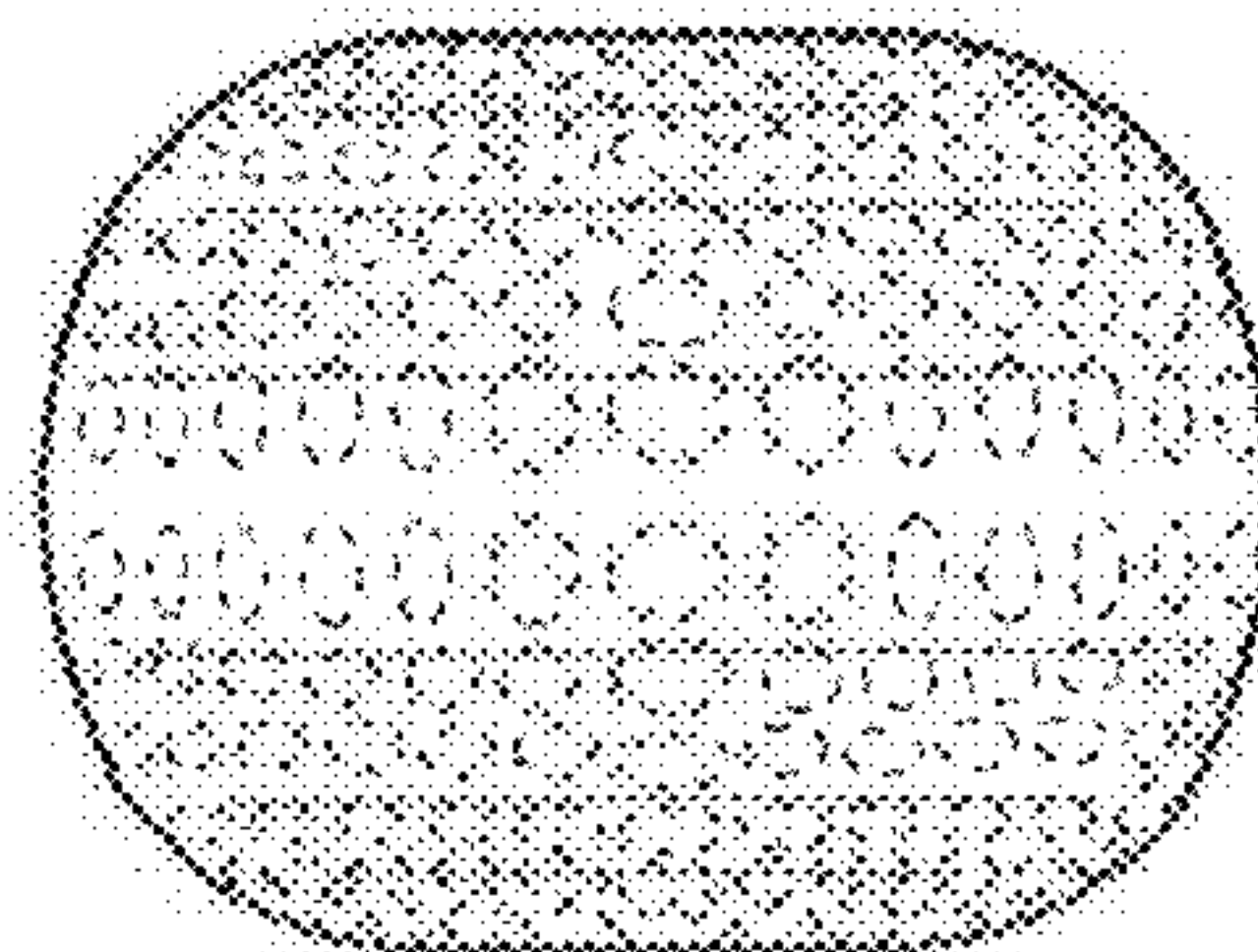


FIG. 7