

US00D736855S

(12) **United States Design Patent**  
**Fan**

(10) **Patent No.:** **US D736,855 S**

(45) **Date of Patent:** **\*\* Aug. 18, 2015**

(54) **WRITING INSTRUMENT**

(71) Applicant: **Klio-Eterna Schreibgerate GmbH & Co KG, Wolfach (DE)**

(72) Inventor: **Lin Fan, Guangzhou (CN)**

(73) Assignee: **Klio-Eterna Schreibgerate GmbH & Co KG, Wolfach (DE)**

(\*\*) Term: **14 Years**

(21) Appl. No.: **29/466,192**

(22) Filed: **Sep. 5, 2013**

(30) **Foreign Application Priority Data**

Mar. 5, 2013 (WO) ..... DM/080 283

(51) **LOC (10) Cl.** ..... **19-06**

(52) **U.S. Cl.**  
USPC ..... **D19/173**

(58) **Field of Classification Search**  
USPC ..... D14/411, 431; D19/115-204; 24/11 F,  
24/11 P, 11 R; 401/52, 99, 109, 192, 195,  
401/196  
CPC ..... B43K 7/12; B43K 29/02; B43K 7/00;  
B43K 24/08

See application file for complete search history.

(56) **References Cited**

**U.S. PATENT DOCUMENTS**

3,288,114	A *	11/1966	Ritter	.....	401/104
4,017,195	A *	4/1977	Jahraus	.....	401/104
D252,028	S *	6/1979	Carre	.....	D19/49
D312,391	S *	11/1990	Vitrac	.....	D19/51
D335,144	S *	4/1993	Katami et al.	.....	D19/57
5,688,061	A *	11/1997	Aoki	.....	401/4
D436,623	S *	1/2001	Schmidt et al.	.....	D19/46
D456,846	S *	5/2002	Pellisa Beneyto	.....	D19/51
D476,684	S *	7/2003	Rommel	.....	D19/46

D485,300	S *	1/2004	Schung	.....	D19/51
D486,858	S *	2/2004	Schung	.....	D19/51
D523,081	S *	6/2006	Pellisa Beneyto	.....	D19/51
D532,821	S *	11/2006	Banderet	.....	D19/51
D542,349	S *	5/2007	Anand	.....	D19/50
D546,883	S *	7/2007	Briggl	.....	D19/51
D564,026	S *	3/2008	Bhavnani	.....	D19/51
D581,462	S *	11/2008	Katami	.....	D19/53
D589,559	S *	3/2009	Slemp	.....	D19/51
D590,882	S *	4/2009	Katami	.....	D19/53
D590,883	S *	4/2009	Dong	.....	D19/55
D593,604	S *	6/2009	Yu et al.	.....	D19/47
D598,955	S *	8/2009	Briggl	.....	D19/50
D609,744	S *	2/2010	Rathod	.....	D19/48
D610,197	S *	2/2010	Losel	.....	D19/50
D610,615	S *	2/2010	Li	.....	D19/48
D611,538	S *	3/2010	Zhou	.....	D19/51
D615,590	S *	5/2010	Li	.....	D19/51
D624,591	S *	9/2010	Koehler	.....	D19/46
D644,691	S *	9/2011	Pagani	.....	D19/51
D648,387	S *	11/2011	Liang	.....	D19/50
D648,792	S *	11/2011	Li	.....	D19/51

(Continued)

*Primary Examiner* — Elizabeth Albert

(74) *Attorney, Agent, or Firm* — Volpe and Koenig, P.C.

(57) **CLAIM**

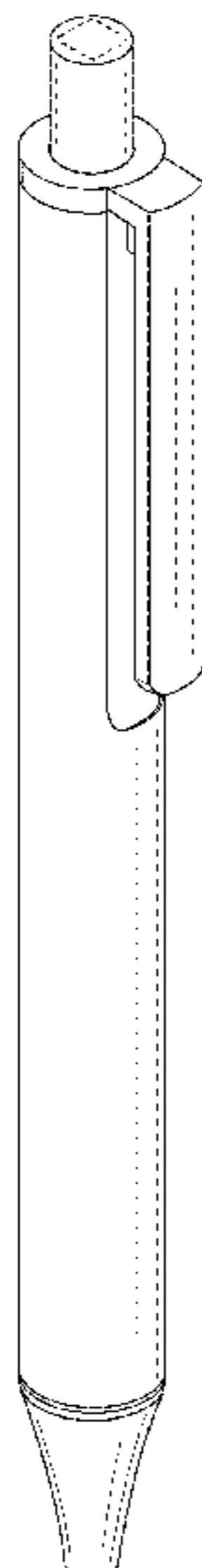
The ornamental design for a writing instrument, as shown and described.

**DESCRIPTION**

FIG. 1 is a top, front, left perspective view of a writing instrument in accordance with my design;  
FIG. 2 is a bottom, front, right perspective view thereof;  
FIG. 3 is a front elevational view thereof;  
FIG. 4 is a rear elevational view thereof;  
FIG. 5 is a right side elevational view thereof;  
FIG. 6 is a left side elevational view thereof;  
FIG. 7 is a top plan view thereof; and,  
FIG. 8 is a bottom view thereof.

The dotted lines shown form no part of the claimed design.

**1 Claim, 7 Drawing Sheets**



(56)

**References Cited**

U.S. PATENT DOCUMENTS

D651,246 S \* 12/2011 Beyer ..... D19/51  
8,096,725 B2 \* 1/2012 Bedhome et al. .... 401/199  
D658,715 S \* 5/2012 Greenberg ..... D19/46  
D664,196 S \* 7/2012 Buchler ..... D19/48  
D667,879 S \* 9/2012 Li ..... D19/46

D672,810 S \* 12/2012 Mao ..... D19/46  
D688,305 S \* 8/2013 Mao ..... D19/51  
D694,324 S \* 11/2013 Cambianica ..... D19/186  
D694,326 S \* 11/2013 Cambianica ..... D19/186  
D694,327 S \* 11/2013 Briggl ..... D19/183  
D697,971 S \* 1/2014 Jin ..... D19/933  
2010/0028068 A1 \* 2/2010 Razalan ..... 401/17

\* cited by examiner

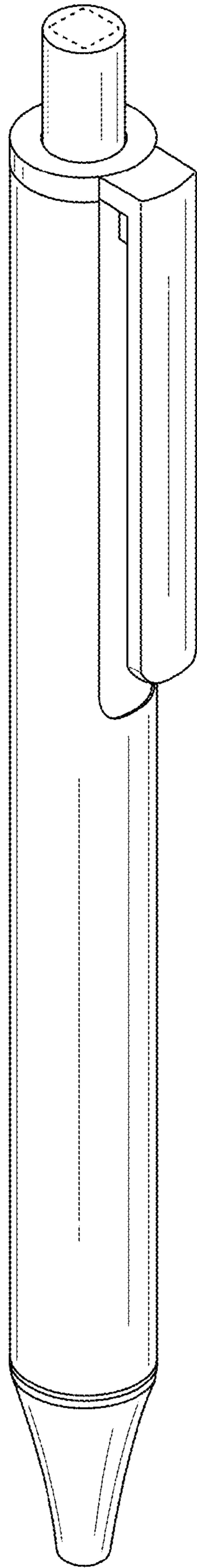


Fig. 1




Fig. 2




Fig. 3




Fig. 4




Fig. 5




Fig. 6



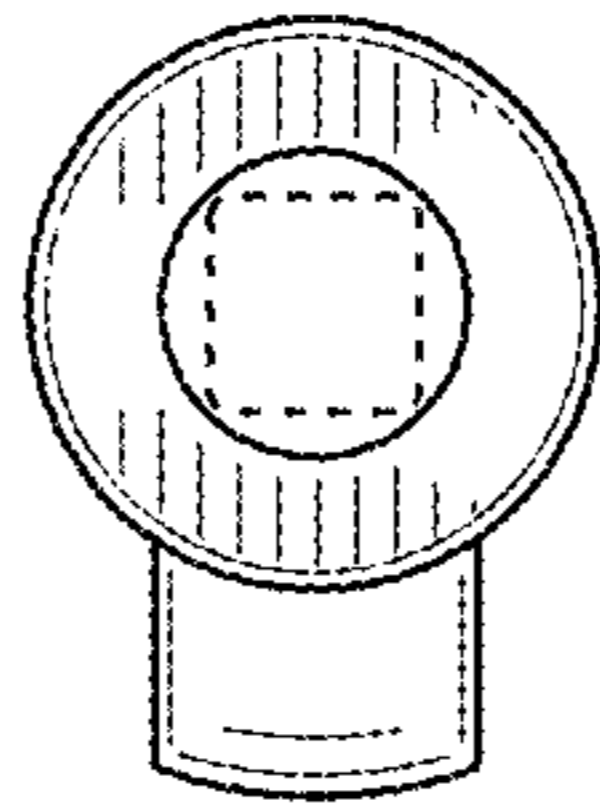


Fig. 7

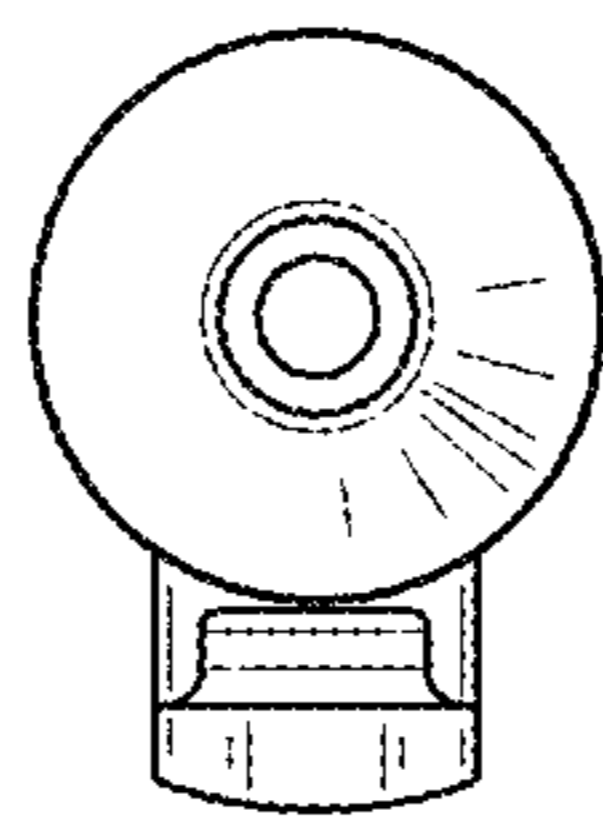


Fig. 8