



US00D736853S

(12) **United States Design Patent**
Brown

(10) **Patent No.:** **US D736,853 S**

(45) **Date of Patent:** **** Aug. 18, 2015**

(54) **BOOK PAGE MARKER**

(71) Applicant: **IMBee Inspirations, LLC**, Titusville,
FL (US)

(72) Inventor: **Ina M. Brown**, Titusville, FL (US)

(**) Term: **14 Years**

(21) Appl. No.: **29/467,565**

(22) Filed: **Sep. 20, 2013**

(51) **LOC (10) Cl.** **19-99**

(52) **U.S. Cl.**
USPC **D19/34**

(58) **Field of Classification Search**
USPC D19/32, 34, 26, 28, 65, 99, 100;
D20/22, 23, 24, 27, 40, 42, 99;
281/15.1, 42, 51; D8/14, 16, 349, 394,
D8/395, 499; D3/247, 250, 318, 327
CPC A45C 11/182; B42D 3/18; B42D 3/145;
B42D 9/00; B42D 9/001; B42D 9/002;
B42D 9/004; B42D 9/005; B42D 9/007;
B65D 63/1018; Y10T 24/00
See application file for complete search history.

(56) **References Cited**

U.S. PATENT DOCUMENTS

1,778,428	A *	10/1930	Morehouse	24/563
D139,837	S *	12/1944	Tamis	D11/201
D204,446	S *	4/1966	Barbon	D6/541
D239,147	S *	3/1976	Karlsen	D11/215
D277,115	S *	1/1985	Liebman	D20/27
4,932,351	A *	6/1990	Capamaggio	116/237
D399,527	S *	10/1998	Price	D19/32
5,970,777	A *	10/1999	Hunt et al.	72/379.2
5,992,887	A *	11/1999	Maruchi	281/42
6,457,218	B1 *	10/2002	Lawrence	24/563
D486,862	S *	2/2004	Coe	D19/65
6,851,147	B2 *	2/2005	Abrahall	7/151
D581,311	S *	11/2008	Cornett	D11/78.1
D596,508	S *	7/2009	Warren	D10/31

7,578,257	B1 *	8/2009	Capamaggio et al.	116/237
D624,588	S *	9/2010	Robbins	D19/34
8,061,070	B2 *	11/2011	Chamandy	40/658
8,701,588	B2 *	4/2014	Clarke	116/239
D710,741	S *	8/2014	Hirschorn	D11/78.1
8,914,949	B2 *	12/2014	Thomson et al.	24/67.9
D721,498	S *	1/2015	Holt	D3/318

FOREIGN PATENT DOCUMENTS

GB 2150077 A * 6/1985 B42D 9/00

* cited by examiner

Primary Examiner — Sheryl Lane

Assistant Examiner — Ieisha Price

(74) *Attorney, Agent, or Firm* — Nancy J. Flint, Esq.; Nancy J. Flint, Attorney At Law, P.A.

(57) **CLAIM**

The ornamental design for a book page marker, as shown and described.

DESCRIPTION

FIG. 1 is a front view of a book page marker showing my new design;

FIG. 2 is a back view thereof;

FIG. 3 is a top view thereof;

FIG. 4 is a bottom view thereof;

FIG. 5 is a left side view thereof, with the right side view being a mirror image of;

FIG. 6 is a front perspective view thereof;

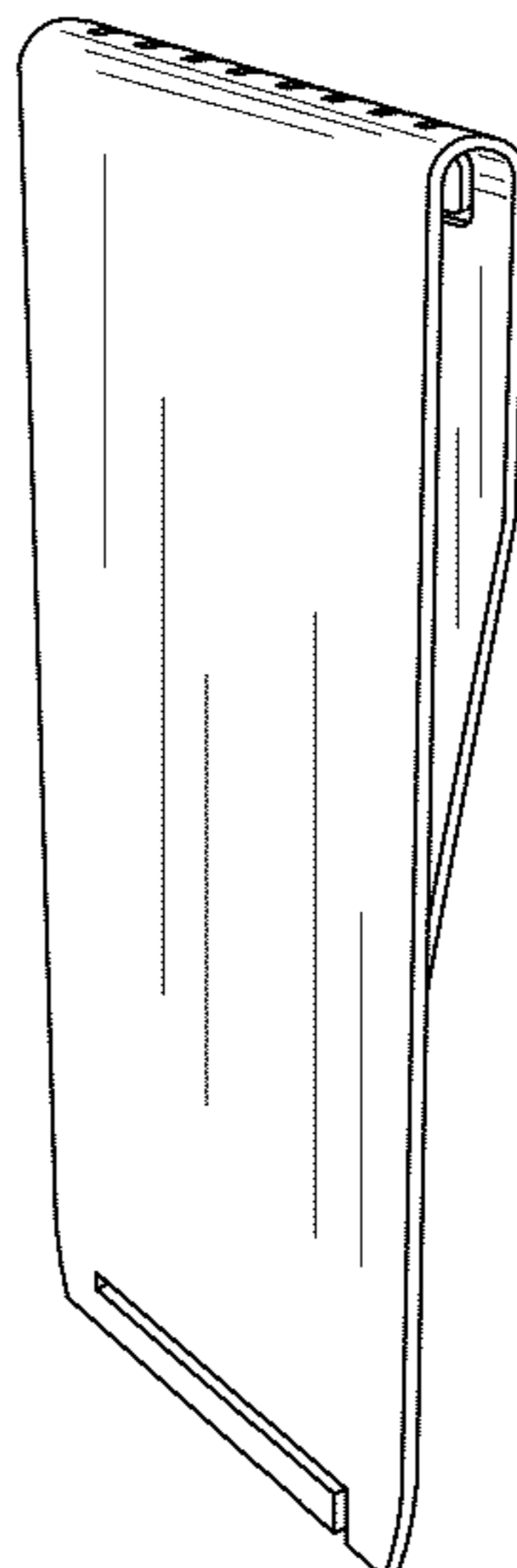
FIG. 7 is a front perspective view thereof, showing the book page marker inserted into the spine of a book; and,

FIG. 8 is a front view thereof, showing the book page marker inserted into the spine of a book with ribbons inserted for marking multiple pages of the book.

Right side views not shown are mirror images of left side views.

The broken lines shown in FIGS. 7 and 8 represent the environment of the claimed design and form no part thereof.

1 Claim, 4 Drawing Sheets



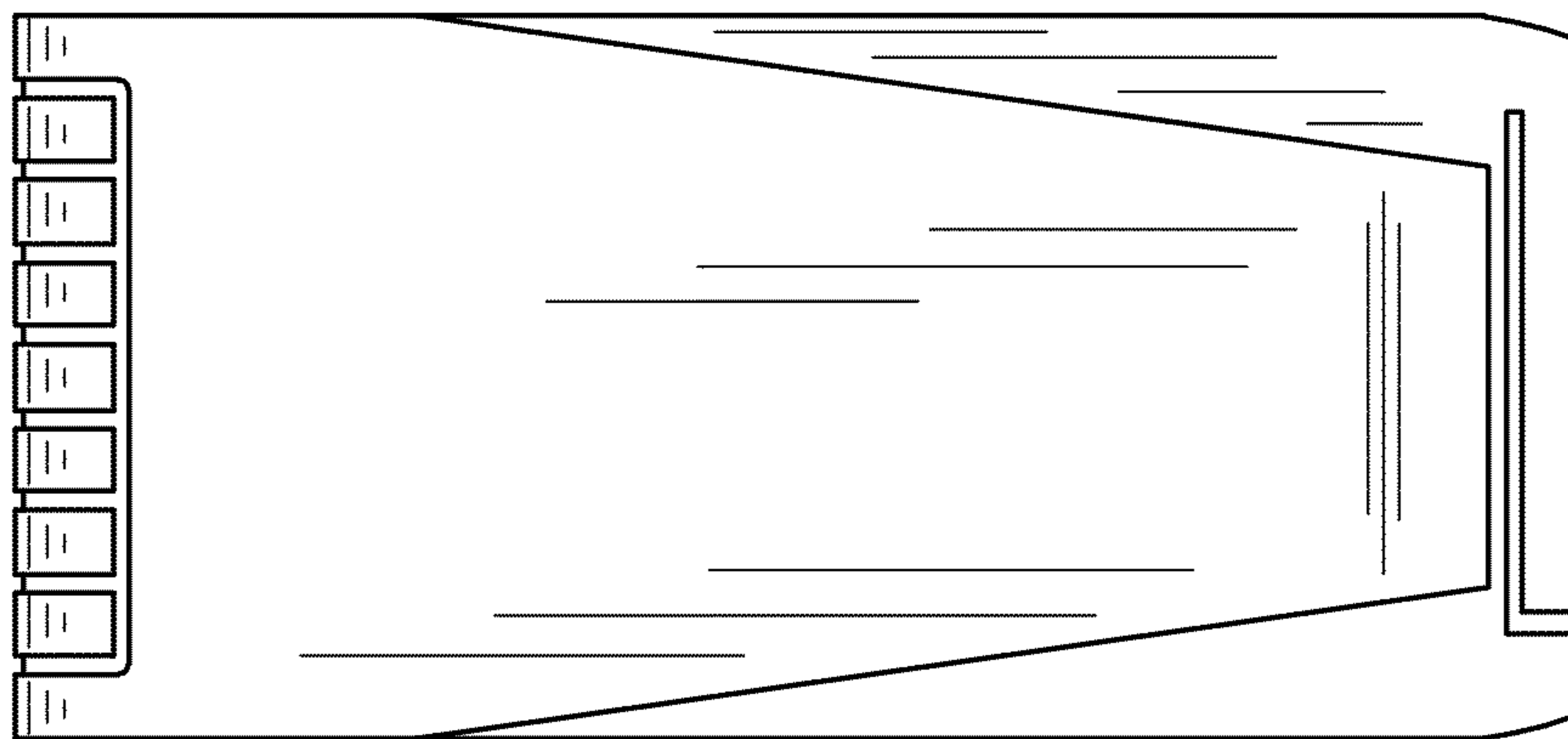


Fig. 1

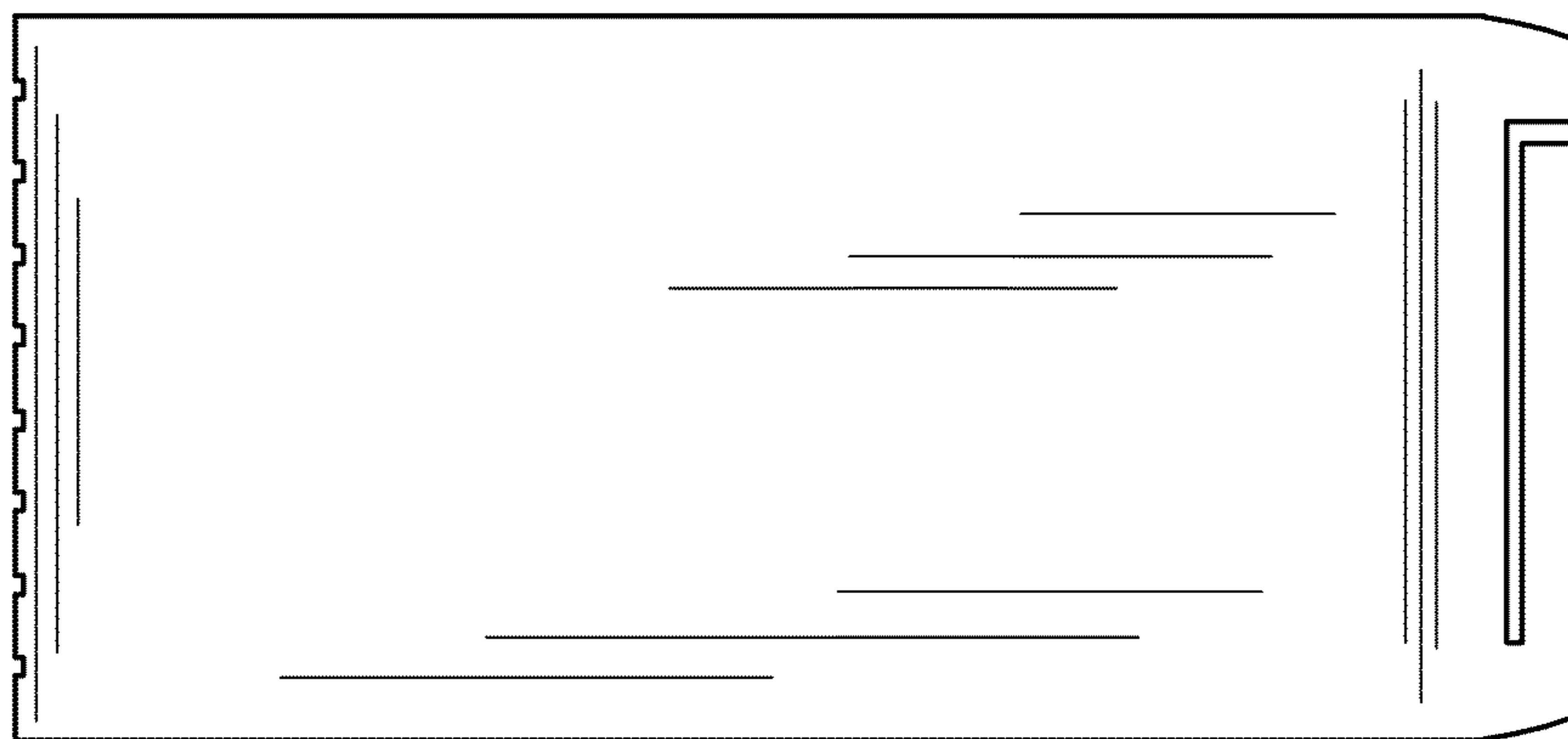


Fig. 2

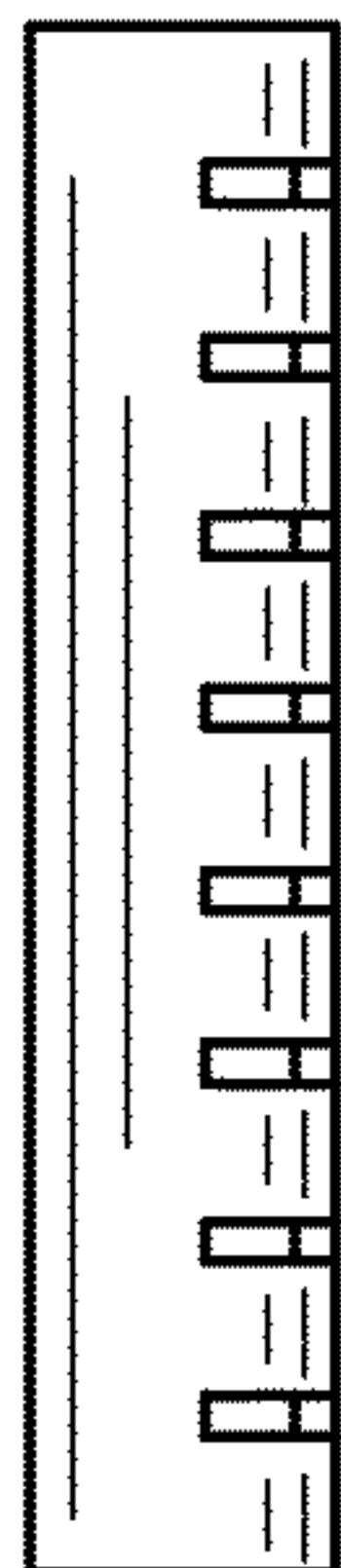


Fig. 3




Fig. 4

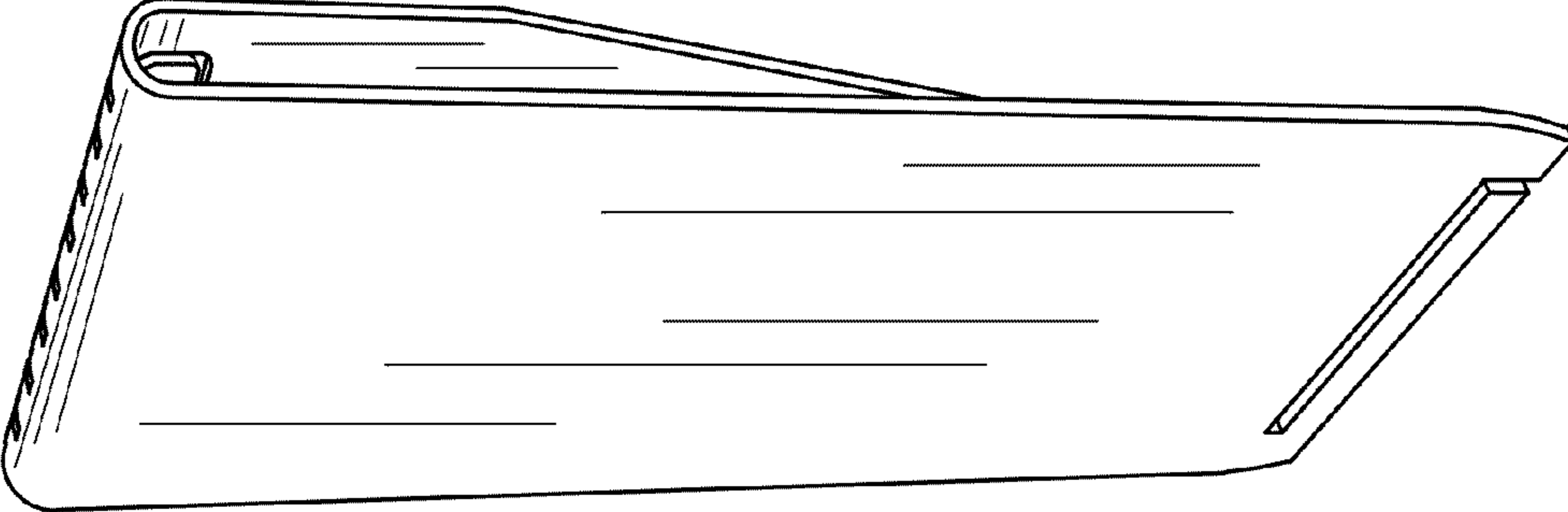


Fig. 6




Fig. 5




Fig. 7

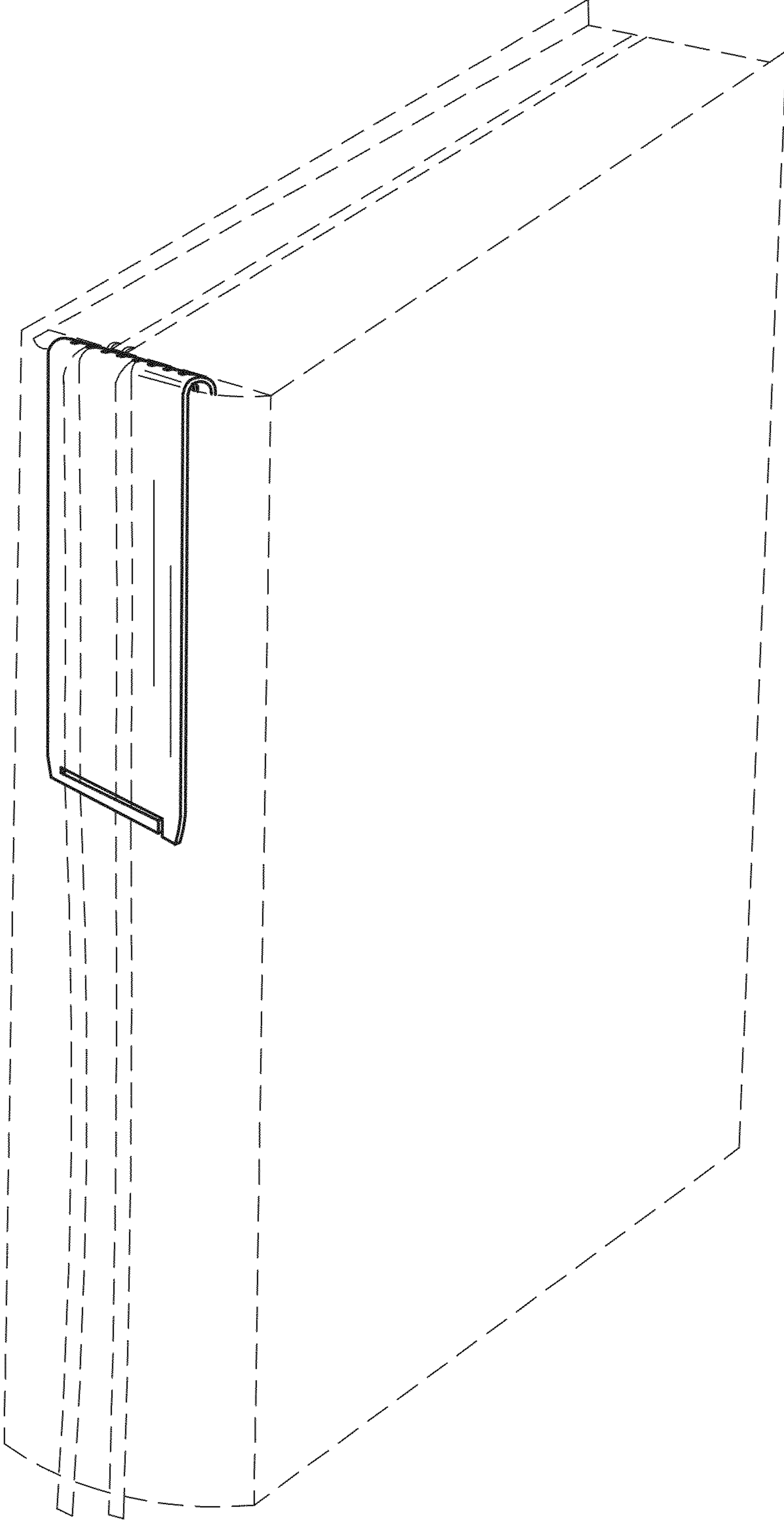


Fig. 8