



US00D736849S

(12) **United States Design Patent**  
**Swift**

(10) **Patent No.:** **US D736,849 S**  
(45) **Date of Patent:** **\*\* Aug. 18, 2015**

- (54) **DRUMSTICK GRIP ACCESSORY**
- (71) Applicant: **Donald J. Swift**, Red Deer (CA)
- (72) Inventor: **Donald J. Swift**, Red Deer (CA)
- (\*\*) Term: **14 Years**
- (21) Appl. No.: **29/482,783**
- (22) Filed: **Feb. 21, 2014**
- (51) **LOC (10) Cl.** ..... **17-04**
- (52) **U.S. Cl.**  
USPC ..... **D17/22**
- (58) **Field of Classification Search**  
USPC ..... D17/13, 20, 22, 23, 24, 99; D21/328,  
D21/333, 385, 400, 788, 811; D8/107, 303,  
D8/499  
CPC ..... B25G 1/10; B25G 3/10; G10D 13/003;  
G10D 13/00  
See application file for complete search history.

7,439,435	B1 *	10/2008	Jendrisak	.....	84/422.4
8,058,541	B2 *	11/2011	Taninbaum	.....	84/422.4
2002/0002895	A1 *	1/2002	Zbrzezny et al.	.....	84/422.4
2007/0143968	A1 *	6/2007	Tseng	.....	16/430

**FOREIGN PATENT DOCUMENTS**

CA	2100217	A1 *	1/1995	.....	G10D 13/003
FR	2804535	A1 *	8/2001	.....	G10D 13/00
GB	2466987	A *	7/2010	.....	G10D 13/00
JP	10091149	A *	4/1998	.....	G10D 13/00

\* cited by examiner

*Primary Examiner* — Sheryl Lane

*Assistant Examiner* — Ieisha Price

(74) *Attorney, Agent, or Firm* — Kyle R. Satterthwaite; Ryan W. Dupuis; Ade & Company Inc.

(57) **CLAIM**

The ornamental design for a drumstick grip accessory, as shown and described.

**DESCRIPTION**

FIG. 1 is a perspective view of a drumstick grip accessory showing my new design in an installed position on a drumstick;

FIG. 2 is a perspective view of the drumstick grip accessory; FIG. 3 is a top view of the drumstick grip accessory, with the bottom and side views being a mirror image of;

FIG. 4 is a front end view of the drumstick grip accessory; FIG. 5 is a rear end view of the drumstick grip accessory; and, FIG. 6 is a cross-section view of the drumstick grip accessory, taken along line 6-6 in FIG. 5.

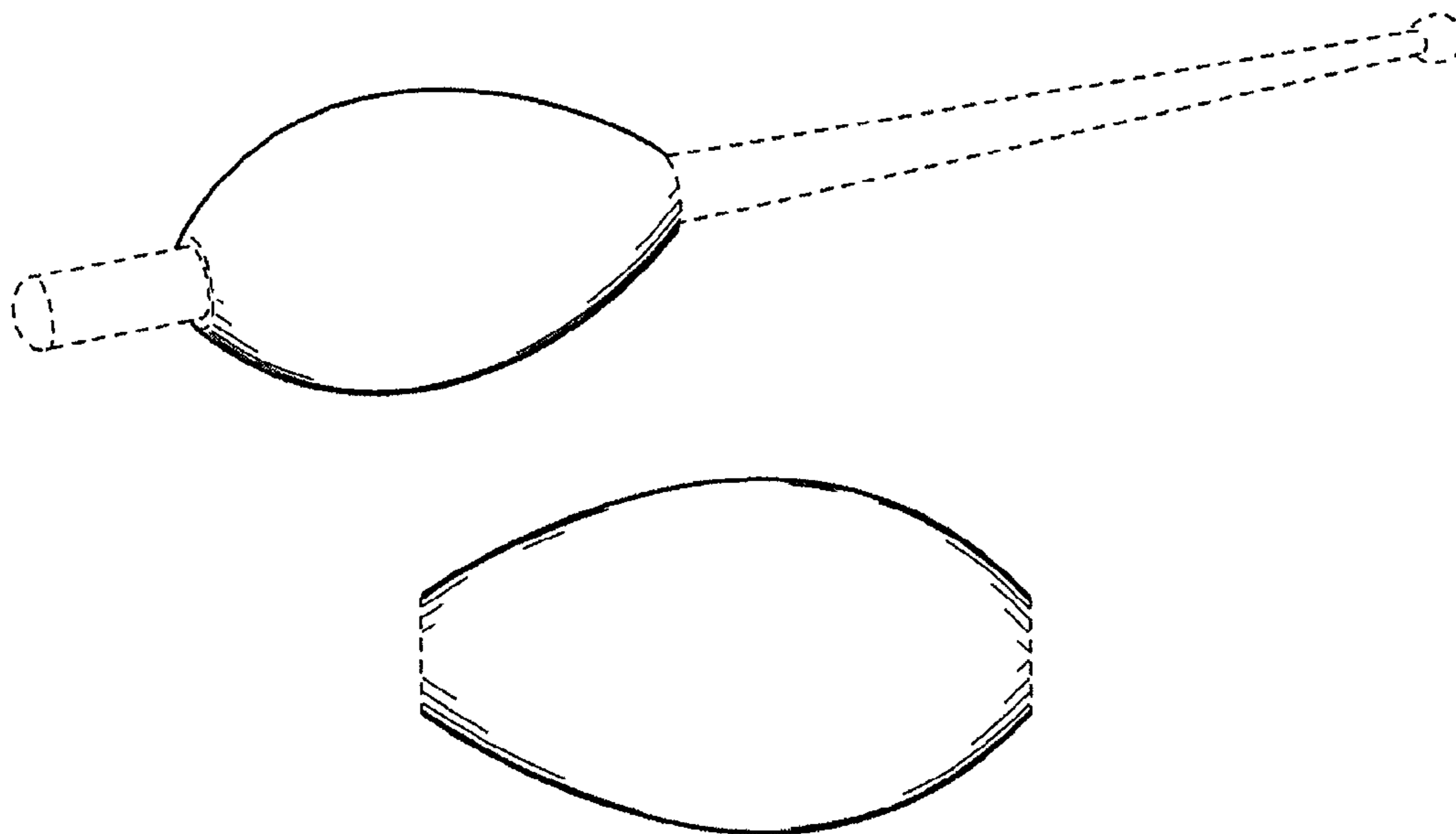
The broken line showing of the drumstick in FIG. 1 illustrates the environment of the claimed design and forms no part thereof. The broken lines shown in FIGS. 2-6 illustrate portions of the drumstick grip accessory and form no part of the claimed design.

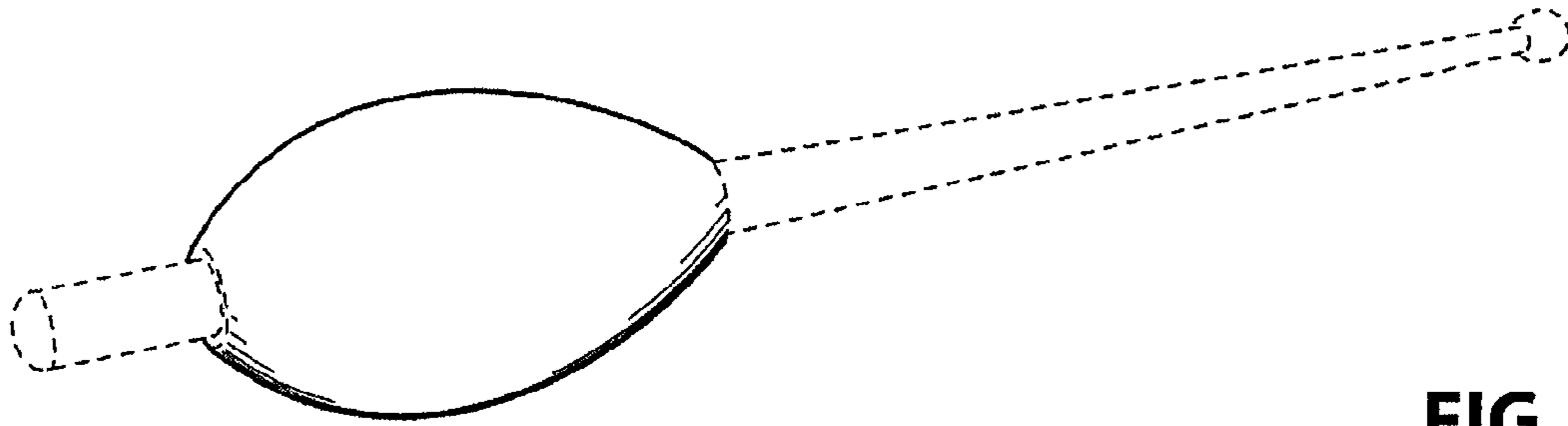
**1 Claim, 1 Drawing Sheet**

(56) **References Cited**

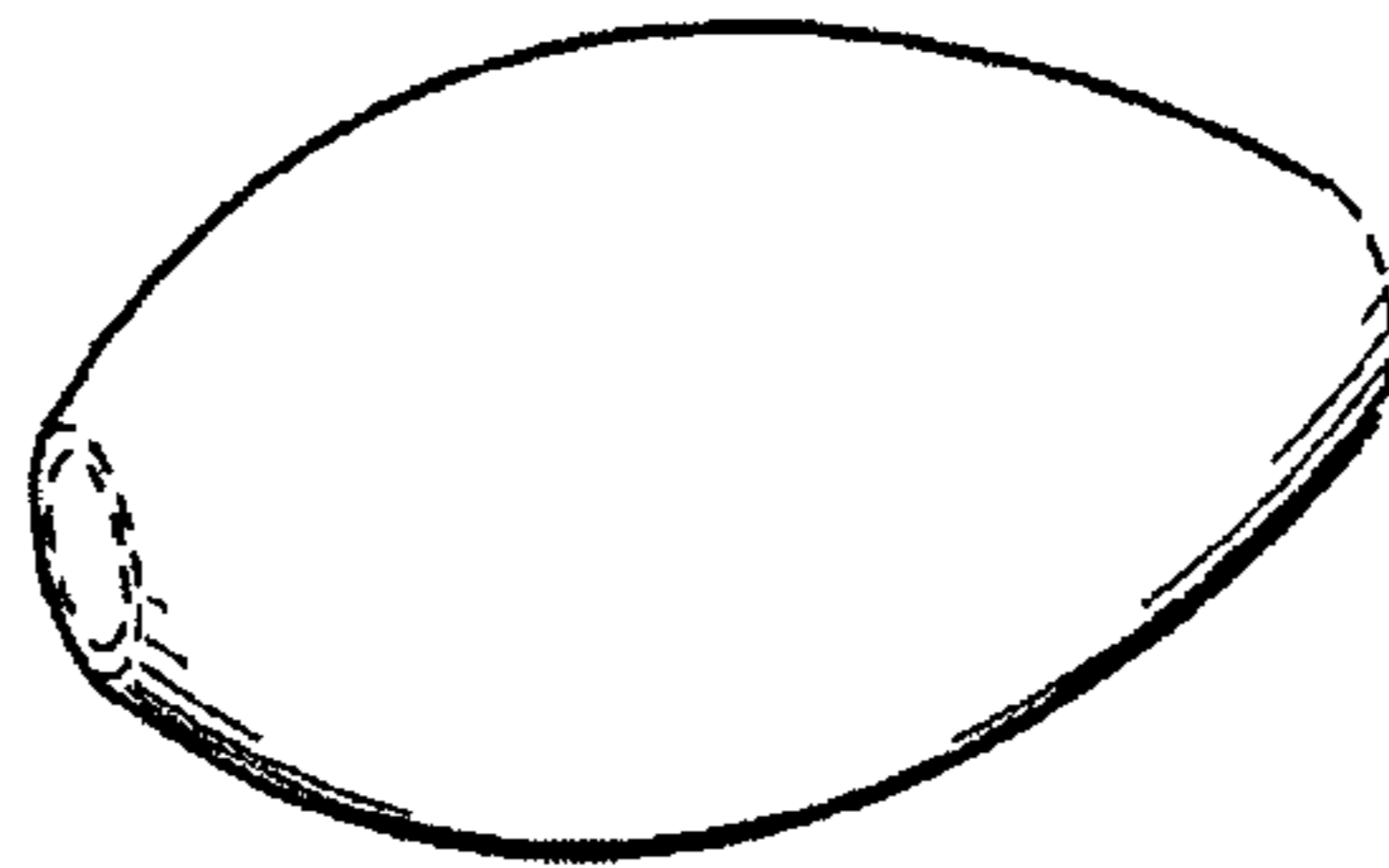
**U.S. PATENT DOCUMENTS**

1,484,777	A *	2/1924	Hassenpflug	.....	84/422.4
2,601,554	A *	6/1952	Peters	.....	362/102
D295,872	S *	5/1988	Koumarios	.....	D17/22
5,477,768	A *	12/1995	Swift	.....	84/453
5,581,031	A *	12/1996	Blankenship, Jr.	.....	84/453
D386,197	S *	11/1997	Hamanaga	.....	D17/13
D386,198	S *	11/1997	Hamanaga	.....	D17/13
D388,680	S *	1/1998	Lin	.....	D8/83
5,782,146	A *	7/1998	Lin	.....	81/58.3
6,028,261	A *	2/2000	Johnson	.....	84/422.4
6,118,062	A *	9/2000	Thoman	.....	84/422.4
6,310,278	B1 *	10/2001	Butler	.....	84/422.4
D456,051	S *	4/2002	Mitchell	.....	D21/662
D464,367	S *	10/2002	Conrad	.....	D17/99
D532,277	S *	11/2006	Shih	.....	D8/107

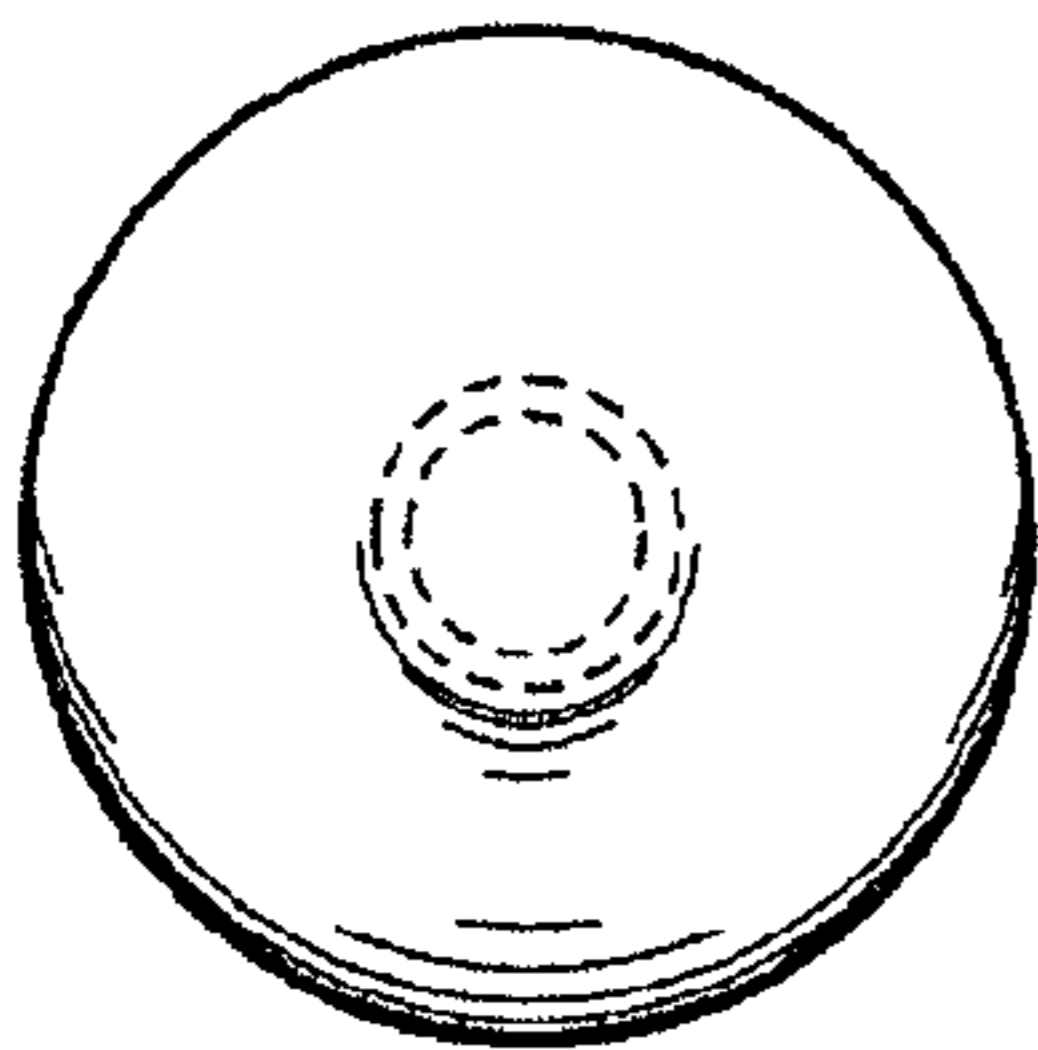




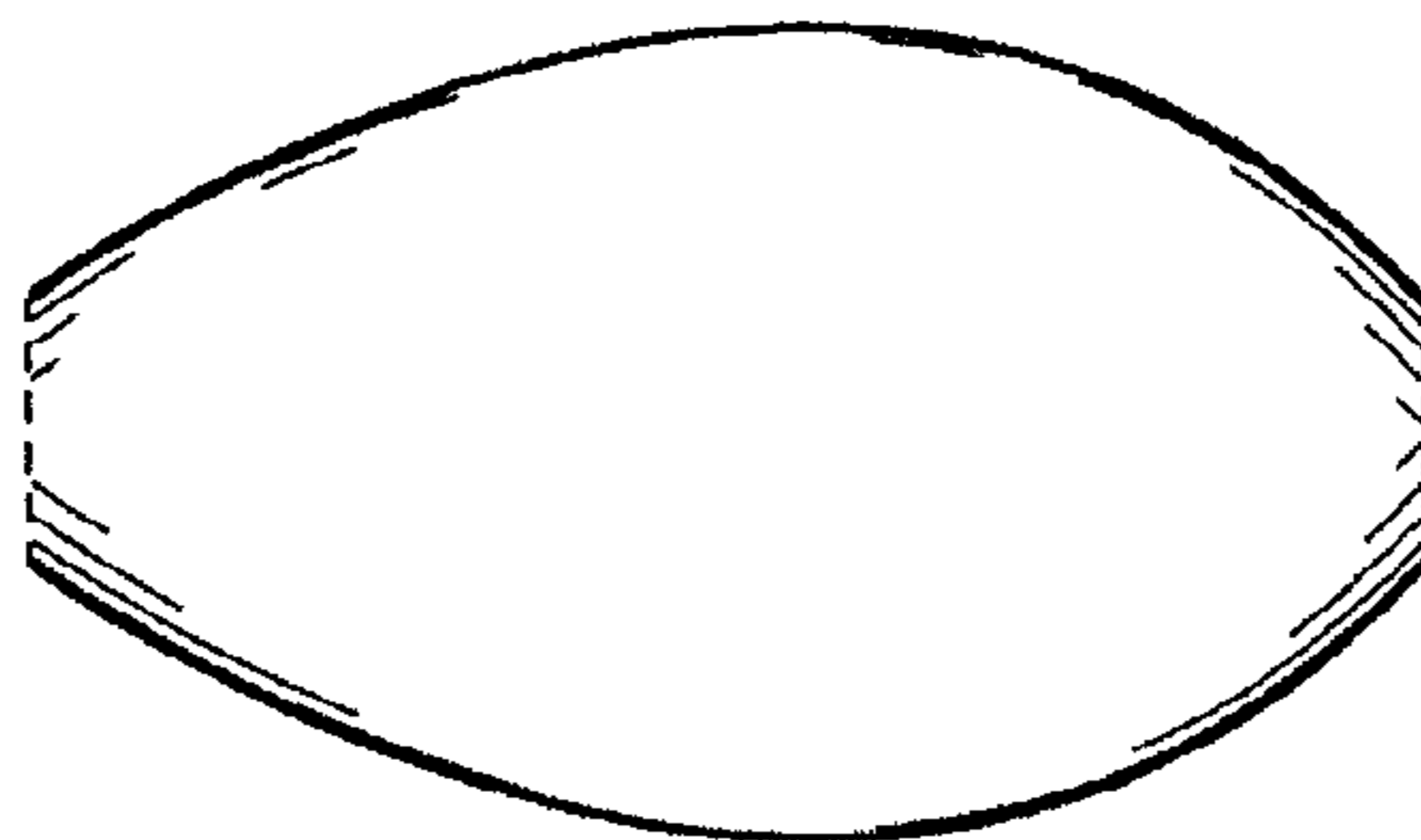
**FIG. 1**



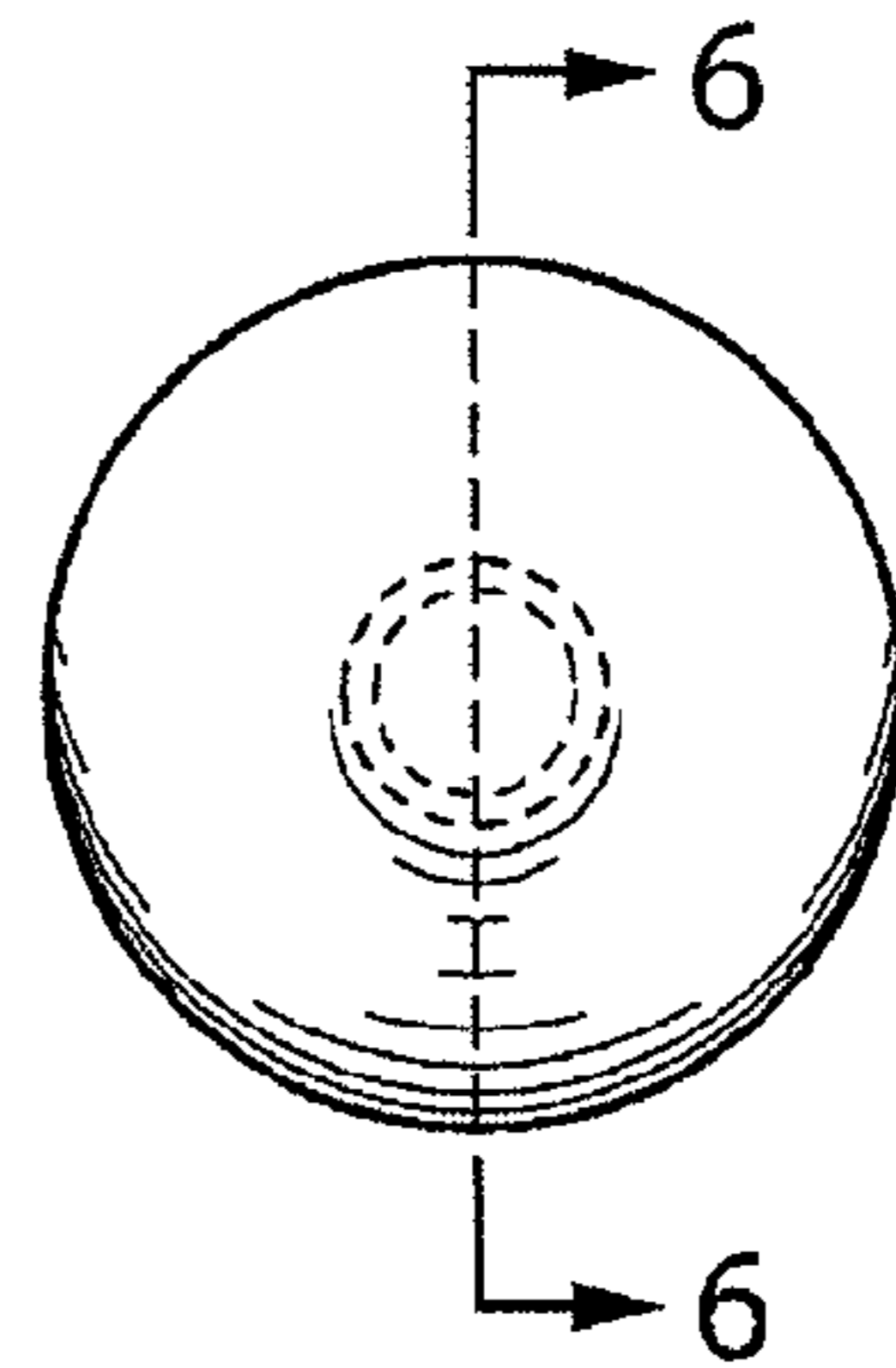
**FIG. 2**



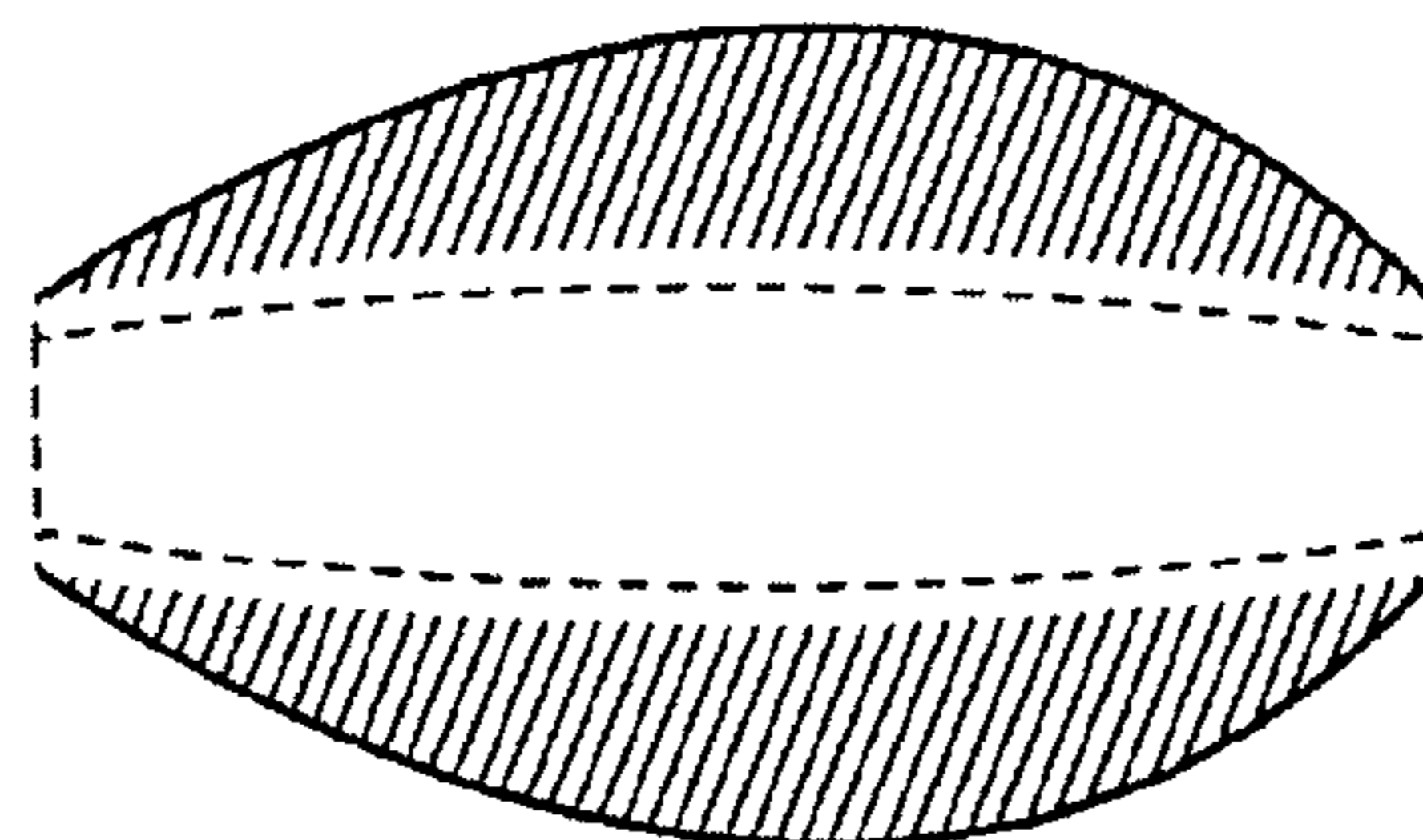
**FIG. 4**



**FIG. 3**



**FIG. 5**



**FIG. 6**