



US00D736787S

(12) **United States Design Patent**  
**Rosenberg et al.**

(10) **Patent No.:** **US D736,787 S**

(45) **Date of Patent:** **\*\* Aug. 18, 2015**

(54) **DISPLAY PANEL OR PORTION THEREOF WITH A CHANGEABLE GRAPHICAL USER INTERFACE COMPONENT**

2014/0215340 A1\* 7/2014 Shetty et al. .... 715/727  
2014/0282101 A1\* 9/2014 Beechuk et al. .... 715/753  
2014/0304730 A1\* 10/2014 Lettau et al. .... 725/32

\* cited by examiner

(71) Applicant: **Google Inc.**, Mountain View, CA (US)

*Primary Examiner* — Sheryl Lane

(72) Inventors: **Greg Rosenberg**, San Mateo, CA (US);  
**William Wayne Woodworth**, San Francisco, CA (US)

*Assistant Examiner* — Nicole Shiflet

(74) *Attorney, Agent, or Firm* — Leason Ellis LLP

(73) Assignee: **GOOGLE INC.**, Mountain View, CA (US)

(57) **CLAIM**

The ornamental design for a display panel or portion thereof with a changeable graphical user interface component, as shown and described.

(\*\*) Term: **14 Years**

(21) Appl. No.: **29/455,886**

(22) Filed: **May 24, 2013**

**DESCRIPTION**

(51) **LOC (10) Cl.** ..... **14-04**

(52) **U.S. Cl.**

USPC ..... **D14/485**

(58) **Field of Classification Search**

USPC ..... D14/485–488, 489, 490, 492; 715/861

CPC G06F 3/04842; G06F 3/0482; G06F 3/04817

See application file for complete search history.

FIG. 1 is a front view of a display panel or portion thereof with a changeable graphical user interface (“UI”) component, comprising a first image in a sequence;

FIG. 2 is a front view of a second image included in the sequence; and,

FIG. 3 is a front view of a third image included in the sequence.

The subject matter in this patent includes a process or period during which a computer icon image changes into another image.

This process or period in which one computer icon image transitions into another forms no part of the claimed design.

The curved broken-away lines indicate break lines and the appearance of any portion of the article between the break lines forms no part of the claimed design. The large broken lines surrounding the user interface in the figure drawings represent portions of a display panel and form no part of the claimed design. The small broken lines represent portions of the user interface and form no part of the claimed design.

(56) **References Cited**

U.S. PATENT DOCUMENTS

5,923,327	A *	7/1999	Smith et al. ....	715/784
5,957,559	A *	9/1999	Rueb et al. ....	353/28
D616,451	S *	5/2010	Cameron et al. ....	D14/486
D715,819	S *	10/2014	Pasceri et al. ....	D14/486
2002/0018080	A1 *	2/2002	Ageta et al. ....	345/810
2005/0131856	A1 *	6/2005	O’Dea ..... 707/1	
2006/0155670	A1 *	7/2006	Forlenza et al. ....	707/1
2011/0291985	A1 *	12/2011	Wakako et al. ....	345/174
2012/0226979	A1 *	9/2012	Harberts et al. ....	715/702
2012/0240073	A1 *	9/2012	McCann ..... 715/775	
2013/0235271	A1 *	9/2013	Kasuga et al. ....	348/569
2014/0189597	A1 *	7/2014	Kang ..... 715/835	

**1 Claim, 1 Drawing Sheet**



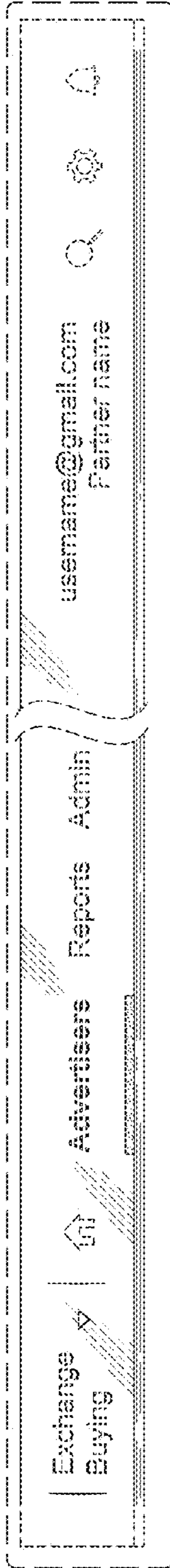


Fig. 1

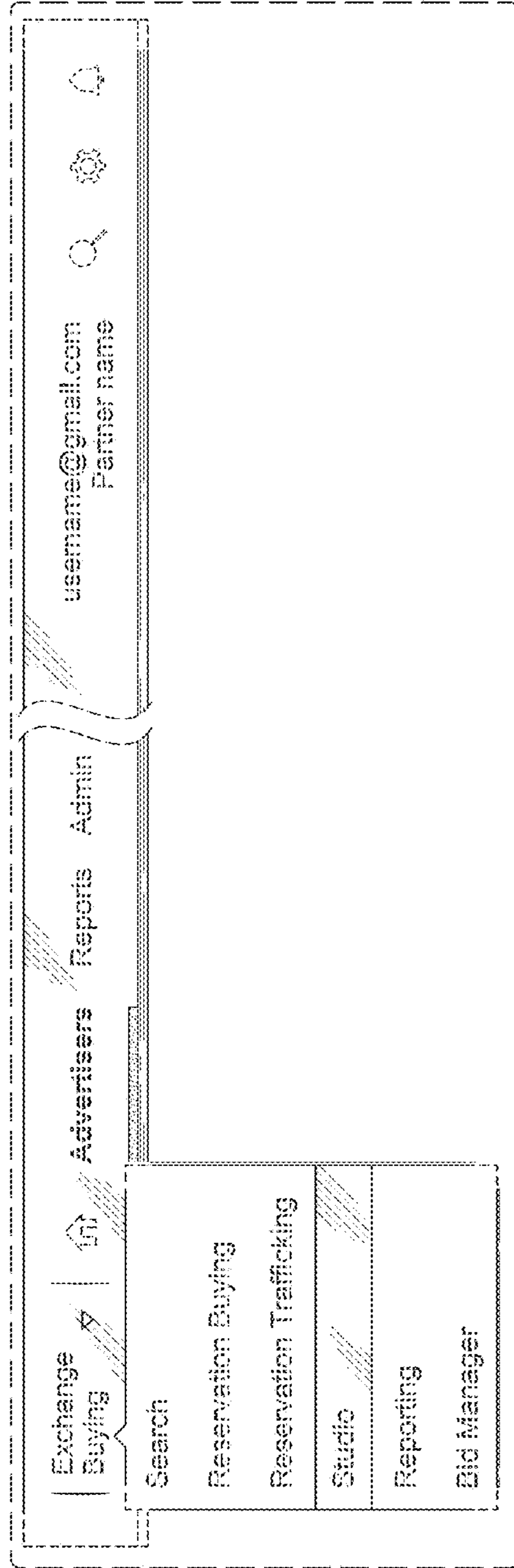


Fig. 2

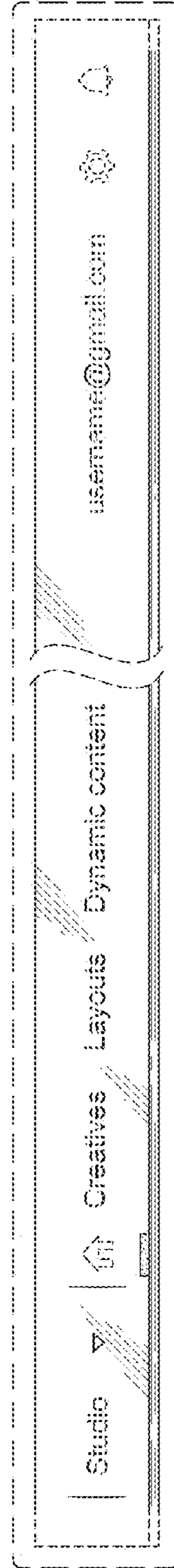


Fig. 3