



US00D736786S

(12) **United States Design Patent**  
**Rosenberg et al.**

(10) **Patent No.:** **US D736,786 S**

(45) **Date of Patent:** **\*\* Aug. 18, 2015**

(54) **DISPLAY PANEL OR PORTION THEREOF WITH A CHANGEABLE GRAPHICAL USER INTERFACE COMPONENT**

2013/0311937 A1\* 11/2013 Kim et al. .... 715/781  
2014/0189597 A1\* 7/2014 Kang ..... 715/835  
2014/0215340 A1\* 7/2014 Shetty et al. .... 715/727  
2014/0287799 A1\* 9/2014 Choi ..... 455/566

(71) Applicant: **Google Inc.**, Mountain View, CA (US)

\* cited by examiner

(72) Inventors: **Greg Rosenberg**, San Mateo, CA (US);  
**William Wayne Woodworth**, San Francisco, CA (US)

*Primary Examiner* — Sheryl Lane  
*Assistant Examiner* — Nicole Shiflet

(73) Assignee: **GOOGLE INC.**, Mountain View, CA (US)

(74) *Attorney, Agent, or Firm* — Leason Ellis LLP

(\*\*) Term: **14 Years**

(57) **CLAIM**

The ornamental design for a display panel or portion thereof with a changeable graphical user interface component, as shown and described.

(21) Appl. No.: **29/455,877**

**DESCRIPTION**

(22) Filed: **May 24, 2013**

FIG. 1 is a front view of a display panel or portion thereof with a changeable graphical user interface (“UI”) component, comprising a first image in a sequence;

(51) **LOC (10) Cl.** ..... **14-04**

FIG. 2 is a front view of a second image included in the sequence; and,

(52) **U.S. Cl.**

USPC ..... **D14/485**

FIG. 3 is an enlarged front view of the left side of FIG. 1, up to the curved broken-away line to show details at a larger scale.

(58) **Field of Classification Search**

USPC ..... D14/485–488, 489, 490, 492; 715/861

CPC G06F 3/04842; G06F 3/0482; G06F 3/04817

See application file for complete search history.

The subject matter in this patent includes a process or period during which a computer icon image changes into another image. This process or period in which one computer icon image transitions into another forms no part of the claimed design.

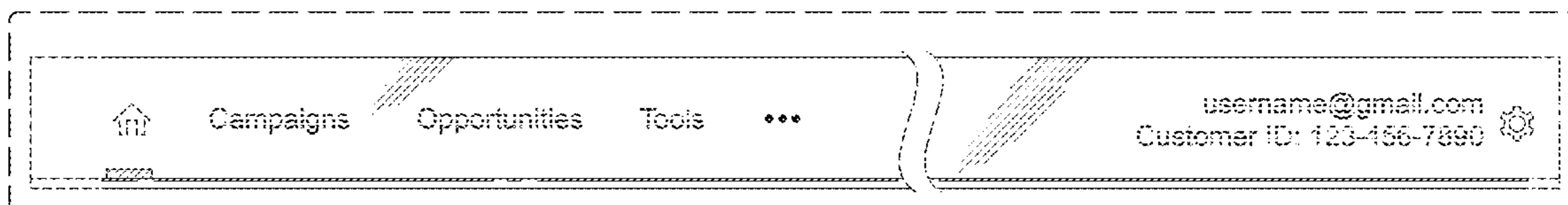
(56) **References Cited**

**U.S. PATENT DOCUMENTS**

5,957,559 A \* 9/1999 Rueb et al. .... 353/28  
D673,172 S \* 12/2012 Peters et al. .... D14/487  
D682,871 S \* 5/2013 Frijlink ..... D14/487  
D713,858 S \* 9/2014 Clapper et al. .... D14/488  
D720,768 S \* 1/2015 Hong et al. .... D14/487  
2005/0131856 A1\* 6/2005 O’Dea ..... 707/1  
2008/0165141 A1\* 7/2008 Christie ..... 345/173  
2011/0291985 A1\* 12/2011 Wakako et al. .... 345/174  
2012/0226979 A1\* 9/2012 Harberts et al. .... 715/702  
2013/0235271 A1\* 9/2013 Kasuga et al. .... 348/569

The curved broken-away lines indicate break lines and the appearance of any portion of the article between the break lines forms no part of the claimed design. The large broken lines surrounding the user interface in the figure drawings represent portions of a display panel and form no part of the claimed design. The small broken lines represent portions of the user interface and form no part of the claimed design.

**1 Claim, 2 Drawing Sheets**






Fig. 1

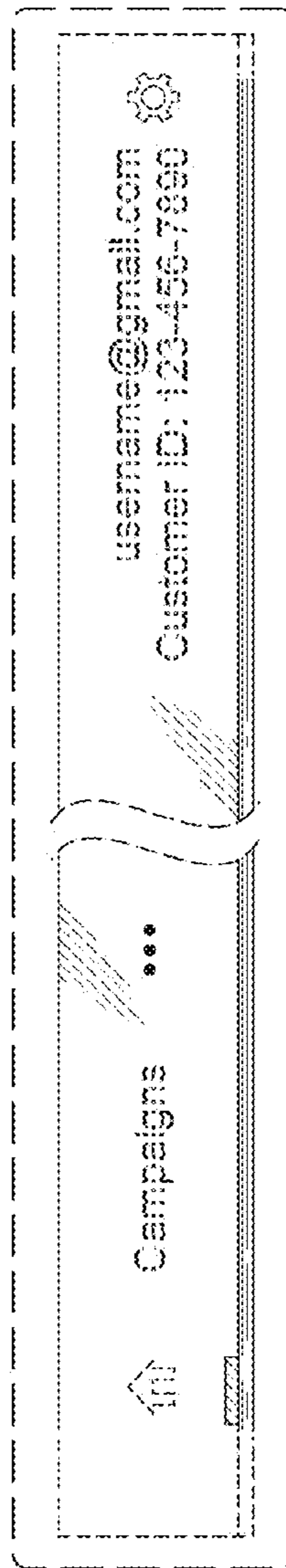


Fig. 2

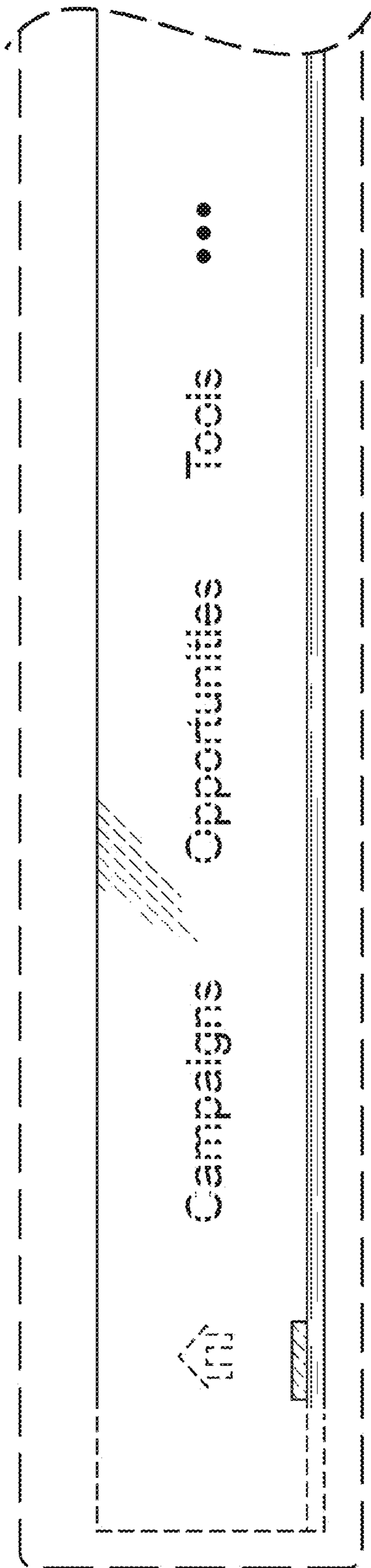


Fig. 3