



US00D736742S

(12) **United States Design Patent**
Warden

(10) **Patent No.:** **US D736,742 S**

(45) **Date of Patent:** **** Aug. 18, 2015**

(54) **SPEAKER**

H04R 2499/15; H04S 3/00; H04S 7/30
See application file for complete search history.

(71) Applicant: **Bose Corporation**, Framingham, MA
(US)

(56) **References Cited**

(72) Inventor: **Robert A. Warden**, Southborough, MA
(US)

U.S. PATENT DOCUMENTS

(73) Assignee: **Bose Corporation**, Framingham, MA
(US)

D353,142 S	*	12/1994	Yamamoto	D14/210
D482,675 S		11/2003	Carbone		
D609,216 S	*	2/2010	Davies et al.	D14/214
D611,452 S		3/2010	Warden et al.		
D638,400 S	*	5/2011	Hawkins et al.	D14/214
D682,250 S	*	5/2013	Mattioli	D14/172
D695,269 S	*	12/2013	Carpenter et al.	D14/210

(**) Term: **14 Years**

* cited by examiner

(21) Appl. No.: **29/509,196**

Primary Examiner — Keli L Hill

(22) Filed: **Nov. 14, 2014**

(51) **LOC (10) Cl.** **14-03**

(57) **CLAIM**

(52) **U.S. Cl.**

The ornamental design for a speaker, substantially as shown and described.

USPC **D14/214**

(58) **Field of Classification Search**

DESCRIPTION


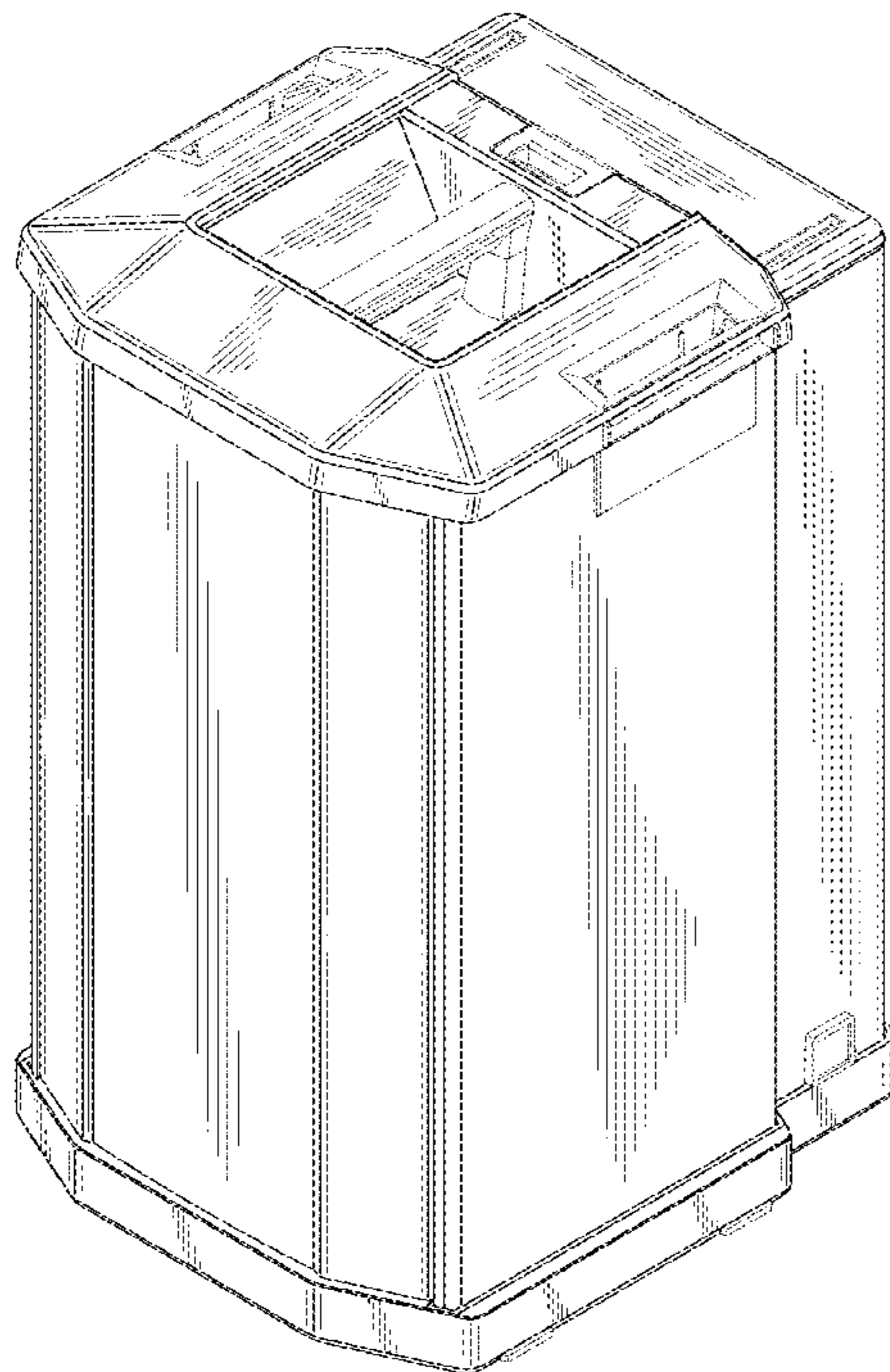
USPC D14/167, 168, 170–172, 188, 194–196,
D14/204, 207, 209.1, 210–216, 219, 221,
D14/222, 224, 496; 181/143, 144, 147, 148,
181/150, 153, 157, 198, 199; 381/300–303,
381/306, 332, 333, 336, 345, 361–364,
381/386–388; 369/6–12

FIG. 1 is a perspective view of a speaker as seen from the front, top, and right side;
FIG. 2 is a front view thereof;
FIG. 3 is a right side view thereof;
FIG. 4 is a back view thereof;
FIG. 5 is a left side view thereof;
FIG. 6 is a top view thereof; and,
FIG. 7 is a bottom view thereof.

CPC B60R 11/0217; G06F 1/1688; H04M 1/03;
H04M 1/035; H04R 1/02; H04R 1/06; H04R
1/021; H04R 1/025; H04R 1/026; H04R
1/028; H04R 1/105; H04R 1/323; H04R
1/403; H04R 1/2803; H04R 1/2834; H04R
5/02; H04R 7/20; H04R 9/06; H04R 9/025;
H04R 2201/021; H04R 2400/00; H04R
2400/07; H04R 2499/11; H04R 2499/13;

The dotted line portions of the drawings represent environmental structure only and form no part of the claimed design.

1 Claim, 6 Drawing Sheets



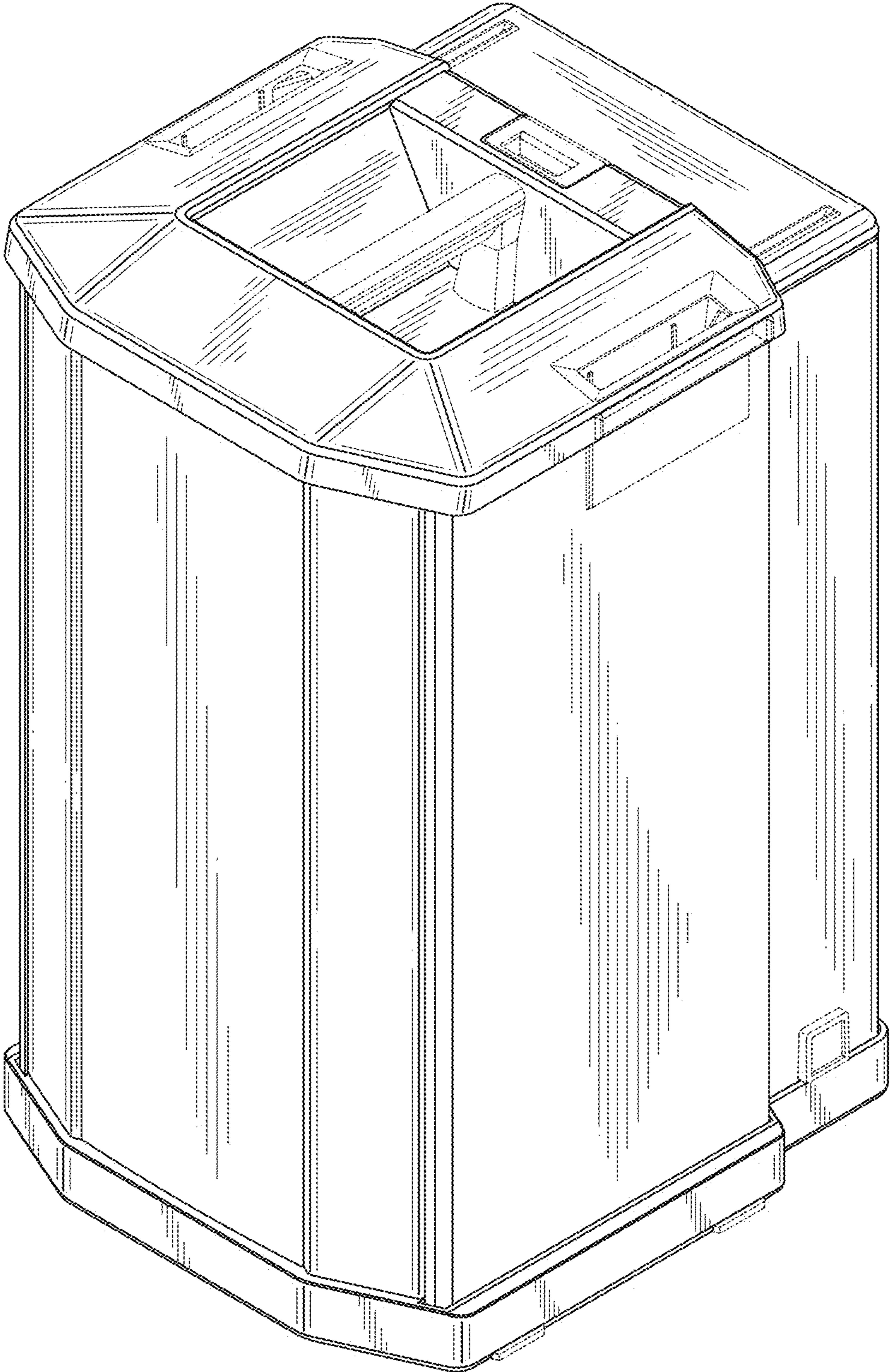


FIG. 1

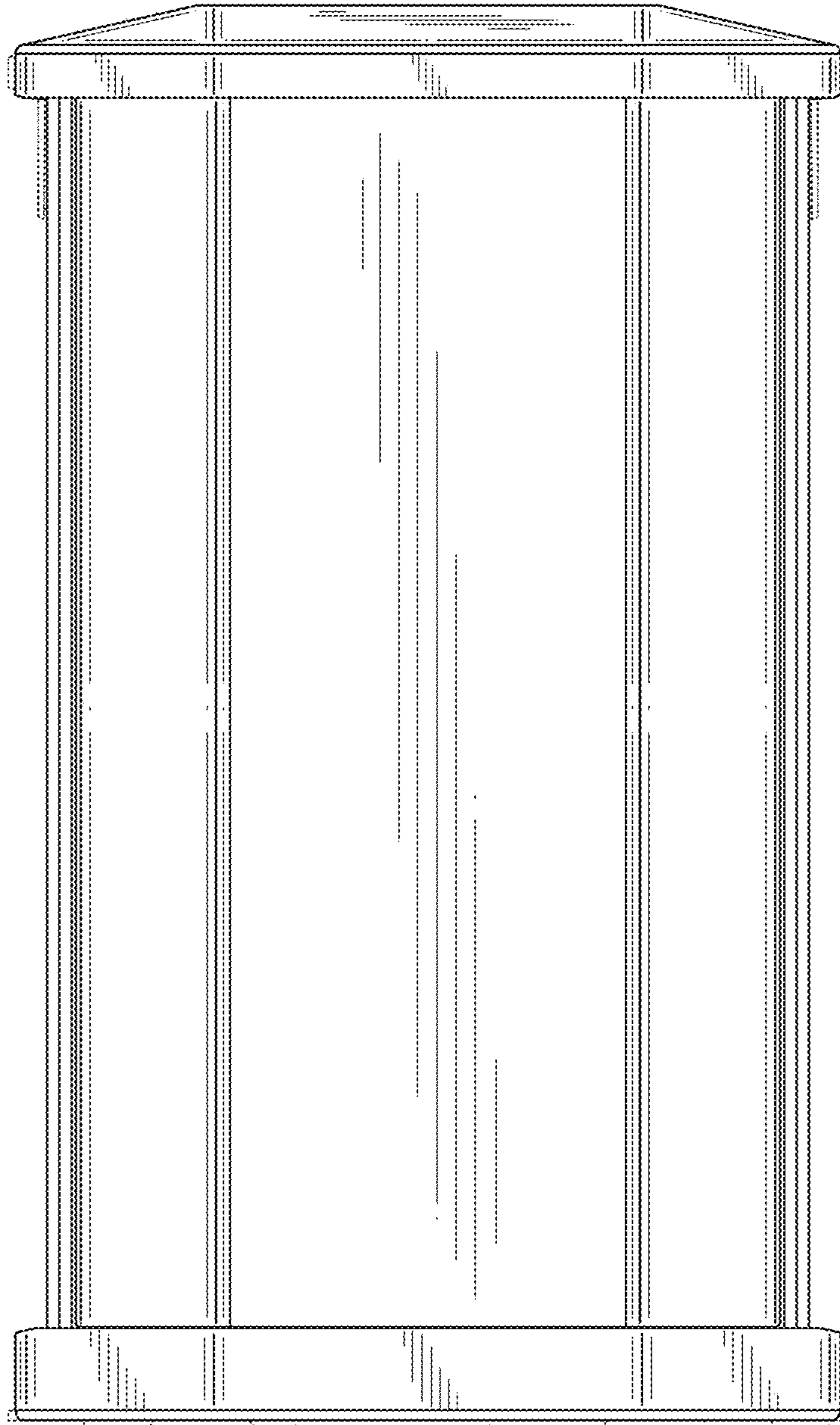


FIG. 2




FIG. 3

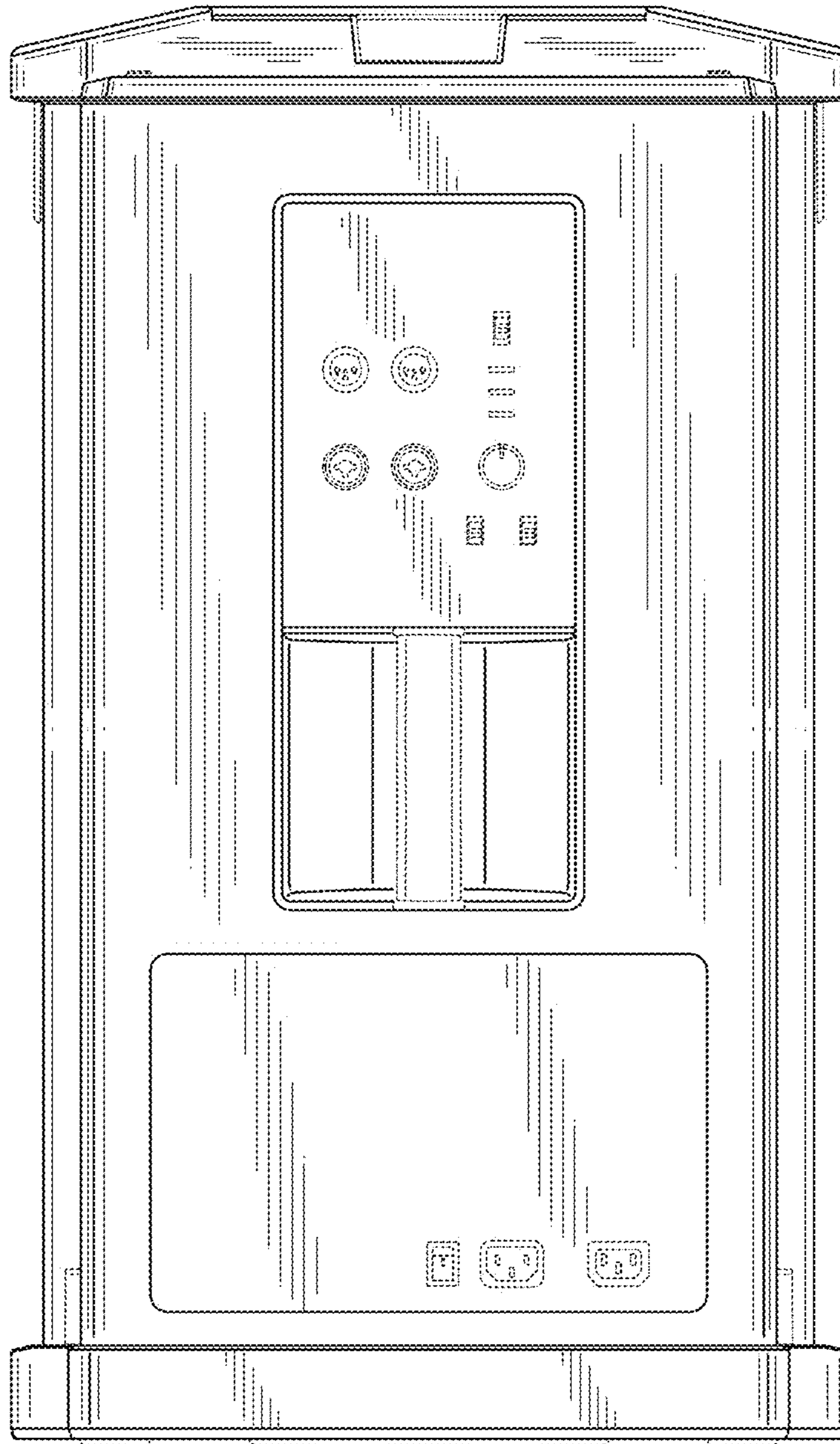


FIG. 4




FIG. 5




FIG. 6

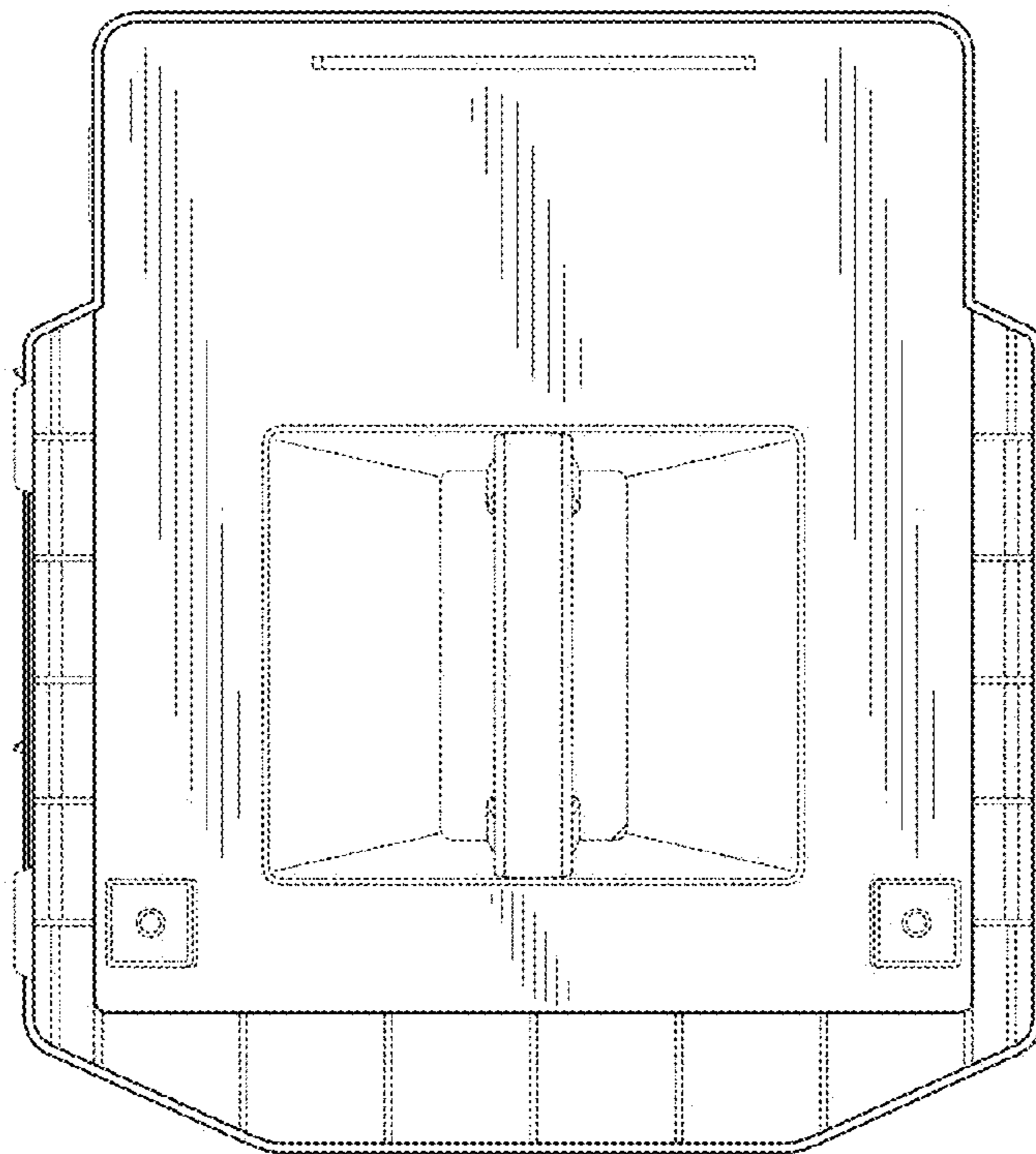


FIG. 7