



US00D736706S

(12) **United States Design Patent**
Huang et al.

(10) **Patent No.:** **US D736,706 S**
(45) **Date of Patent:** **** Aug. 18, 2015**

(54) **CHARGER**

(71) Applicant: **Microsoft Mobile Oy**, Espoo (FI)

(72) Inventors: **Chao Huang**, Espoo (FI); **Jukka Rautiainen**, Helsinki (FI); **Tomi Toiviainen**, Espoo (FI); **Erika Kelter**, Espoo (FI); **Osmo Knuuttila**, Turku (FI); **Hannu Petteri Isotalo**, Piikkiö (FI); **Janne Sovela**, Turku (FI)

(73) Assignee: **Microsoft Mobile Oy**, Espoo (FI)

(**) Term: **14 Years**

(21) Appl. No.: **29/501,530**

(22) Filed: **Sep. 4, 2014**

(51) **LOC (10) Cl.** **13-02**

(52) **U.S. Cl.**
USPC **D13/108**

(58) **Field of Classification Search**
USPC D13/107–110, 118–119, 182, 199;
D14/251, 253, 432, 434; 320/107–115
CPC Y02E 60/12; Y02T 90/14; Y02T 90/122;
Y02T 90/128; Y02T 90/163; H02J 7/025;
H02J 7/0042; H02J 7/0044; H02J 7/0045;
H02J 7/0003; H01F 38/14; H01R 13/6675;
H01M 2/1022; H01M 2/1055; H01M 10/44;
H01M 10/46; H01M 10/425; B60L 11/182
See application file for complete search history.

(56) **References Cited**

U.S. PATENT DOCUMENTS

D574,769 S * 8/2008 Fisher et al. D13/108
D578,960 S * 10/2008 Fisher et al. D13/108
D578,961 S * 10/2008 Fisher et al. D13/108
D599,736 S * 9/2009 Ferber et al. D13/108
D611,408 S * 3/2010 Ferber et al. D13/108

D611,898 S * 3/2010 Yang D13/108
D611,899 S * 3/2010 Yang D13/108
D611,900 S * 3/2010 Yang D13/108
D623,133 S * 9/2010 Nomi et al. D13/108
D636,724 S * 4/2011 Nomi et al. D13/108
D637,951 S * 5/2011 Perez D13/108
D644,989 S * 9/2011 Guccione et al. D13/108
D656,097 S * 3/2012 Nomi et al. D13/108
D663,686 S * 7/2012 Yang D13/108
D669,432 S * 10/2012 Park D13/108
D672,715 S * 12/2012 Brunner et al. D13/110
D680,067 S * 4/2013 Nomi D13/108
D680,540 S * 4/2013 Lee D14/434
D682,199 S * 5/2013 Rautiainen D13/108
D692,375 S * 10/2013 Mamane D13/108
D697,473 S * 1/2014 Guccione et al. D13/108
D705,160 S * 5/2014 Ormesher et al. D13/108
D707,627 S * 6/2014 Brunner et al. D13/110
D708,619 S * 7/2014 Sogabe D14/434
D709,506 S * 7/2014 Lee D14/434
D719,505 S * 12/2014 Kim et al. D13/108

(Continued)

Primary Examiner — Rosemary K Tarcza

(74) *Attorney, Agent, or Firm* — Banner & Witcoff, Ltd.

(57) **CLAIM**

The ornamental design for a charger, as shown and described.

DESCRIPTION

FIG. 1 is a perspective front view of a charger showing the new design;

FIG. 2 is a front view thereof;

FIG. 3 is a rear view thereof;

FIG. 4 is a right side view thereof;

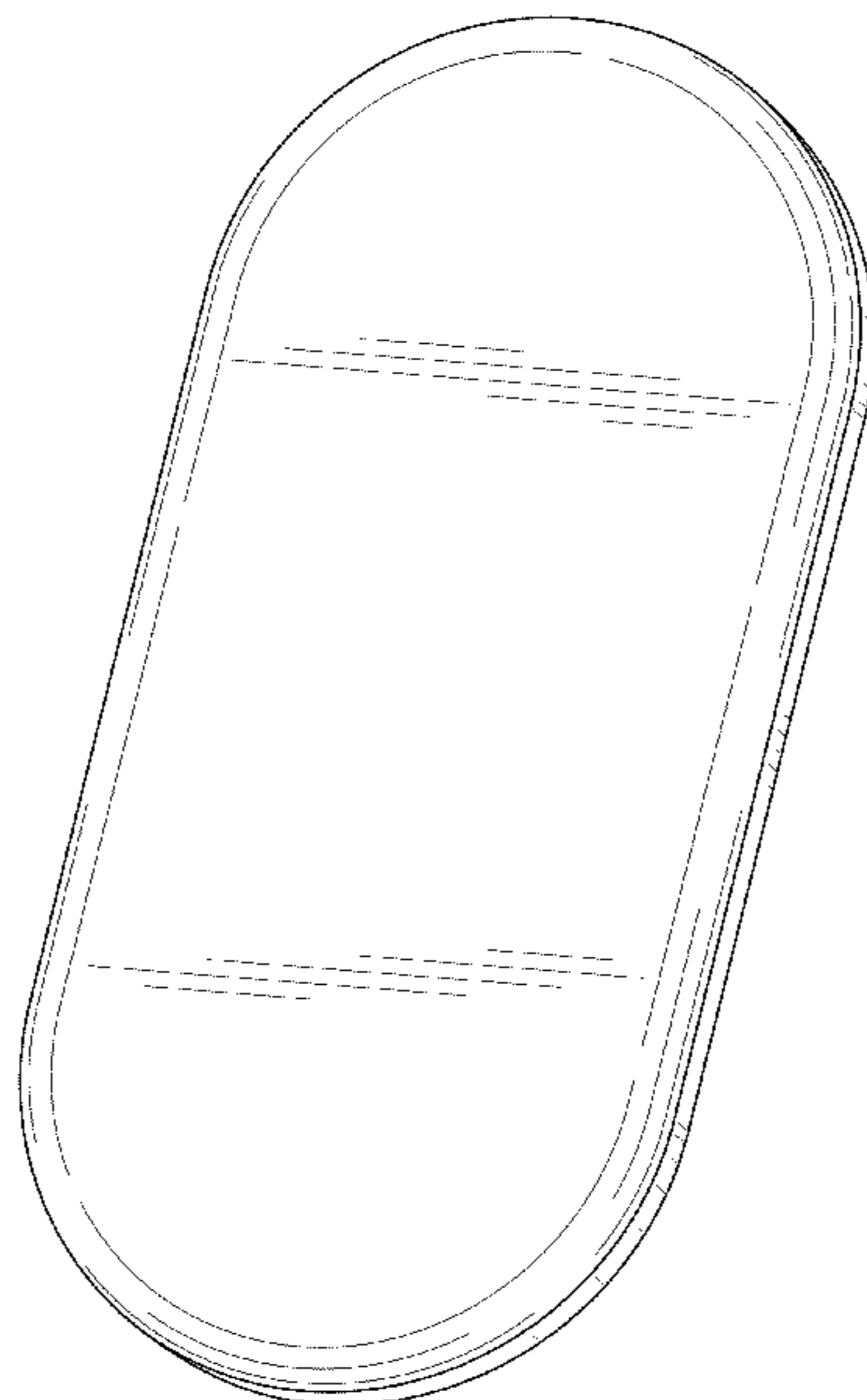
FIG. 5 is a left side view thereof;

FIG. 6 is a top view thereof; and,

FIG. 7 is a bottom view thereof.

The broken lines of the charger in FIG. 6 and the unshaded regions therein are for illustrative purposes only and form no part of the claimed design.

1 Claim, 5 Drawing Sheets



US D736,706 S

Page 2

(56)

References Cited

U.S. PATENT DOCUMENTS

D722,962 S *	2/2015	Kim et al.	D13/108
D723,459 S *	3/2015	Dang et al.	D13/108
D727,259 S *	4/2015	Hwang	D13/108
D719,506 S *	12/2014	Jung et al.	D13/108

* cited by examiner

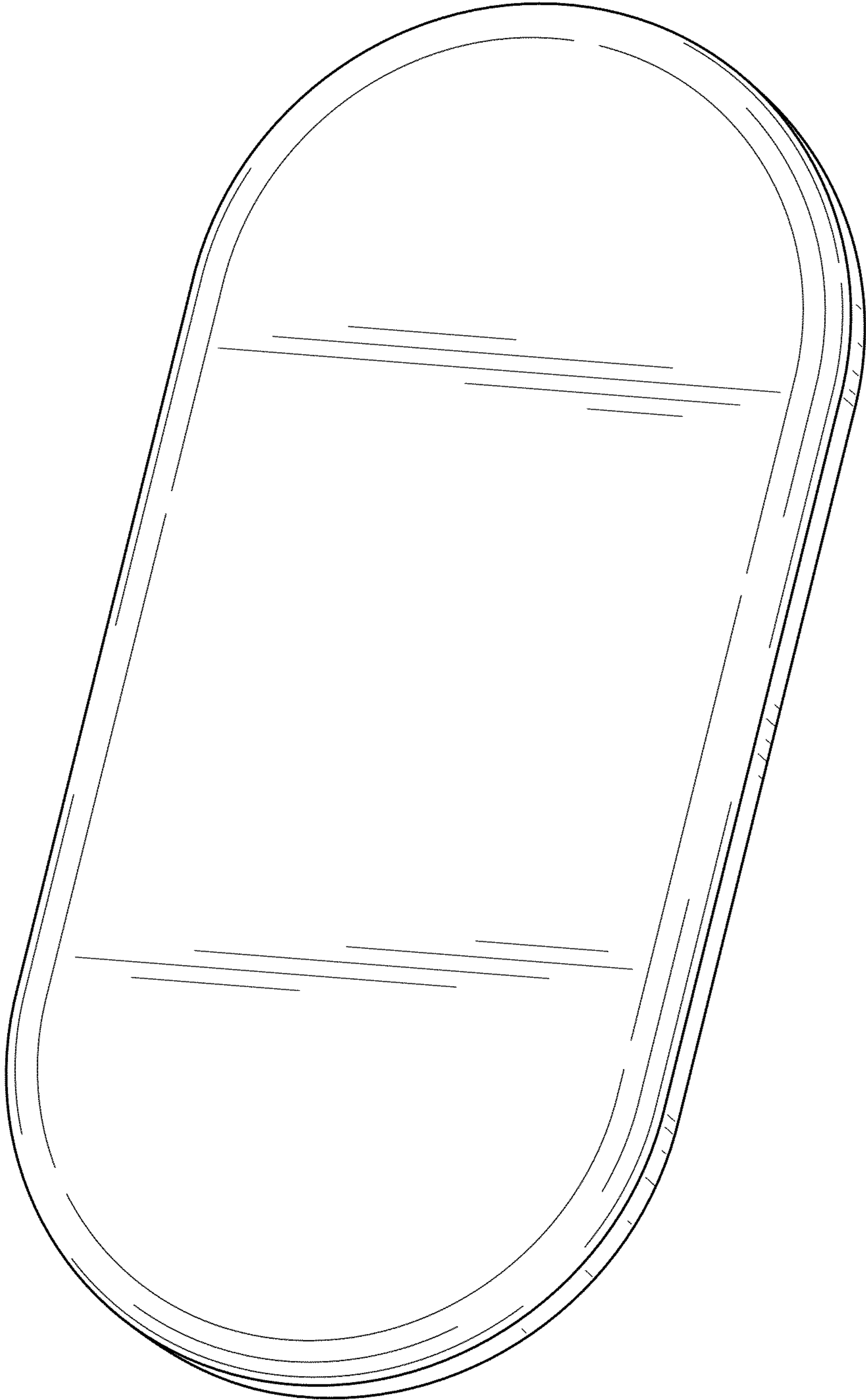


FIG. 1




FIG. 2




FIG. 3




FIG. 4

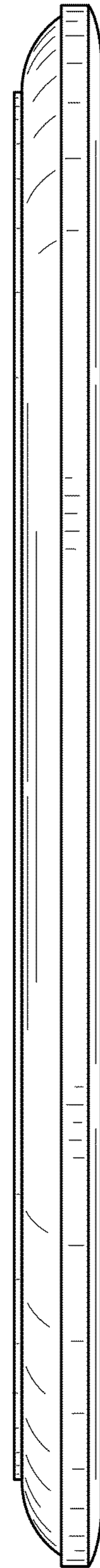


FIG. 5

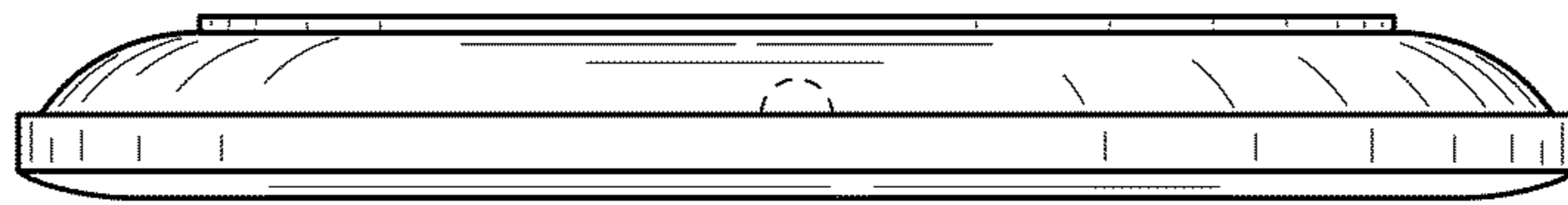


FIG. 6

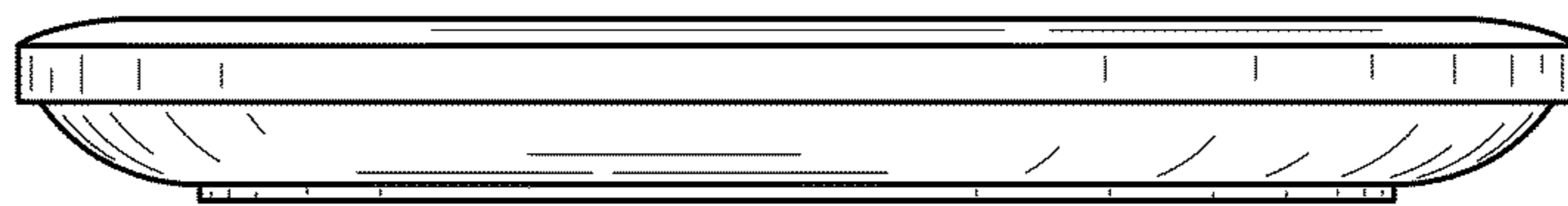


FIG. 7