

US00D736695S

(12) **United States Design Patent**  
**Dixon et al.**

(10) **Patent No.:** **US D736,695 S**  
(45) **Date of Patent:** **\*\* Aug. 18, 2015**

- (54) **TIRE**
- (71) Applicant: **The Goodyear Tire & Rubber Company, Akron, OH (US)**
- (72) Inventors: **Max Harold Dixon, Kent, OH (US); Brandon Jeffrey Gramoll, Grafton, WI (US); Ashley Amanda Strader, Akron, OH (US)**
- (73) Assignee: **The Goodyear Tire & Rubber Company, Akron, OH (US)**
- (\*\*) Term: **14 Years**
- (21) Appl. No.: **29/473,338**
- (22) Filed: **Nov. 21, 2013**
- (51) **LOC (10) Cl.** ..... **12-15**
- (52) **U.S. Cl.**  
USPC ..... **D12/594**
- (58) **Field of Classification Search**  
USPC ..... D12/568-603; 152/209.1-209.28  
CPC B60C 11/11; B60C 2011/1213; B60C 11/00;  
B60C 11/04; B60C 11/1281; B60C  
2011/0374; B60C 1/0016; B60C 11/12;  
B60C 11/0306; B60C 11/0309; B60C 11/13;  
B60C 11/042  
See application file for complete search history.

(56) **References Cited**

**U.S. PATENT DOCUMENTS**

D387,715 S	12/1997	Miller et al.	.....	D12/147
D397,970 S *	9/1998	Le et al.	.....	D12/580
D410,420 S	6/1999	de Barys	.....	D12/147
D448,707 S *	10/2001	Maziarka et al.	.....	D12/595
D452,199 S *	12/2001	Robert et al.	.....	D12/594
6,481,480 B1 *	11/2002	Schuster et al.	.....	152/209.18
D480,045 S	9/2003	Durand et al.	.....	D12/601
D497,875 S	11/2004	Le et al.	.....	D12/594
D528,500 S	9/2006	Le et al.	.....	D12/600
D533,498 S *	12/2006	Scheuren et al.	.....	D12/553
D534,858 S	1/2007	Le et al.	.....	D12/553
D554,055 S	10/2007	Beauguitte et al.	.....	D12/600

D569,334 S	5/2008	Maziarka et al.	.....	D12/600
D592,590 S	5/2009	Janesh et al.	.....	D12/600
D599,281 S	9/2009	Scheuren	.....	D12/553
D601,085 S *	9/2009	Janesh et al.	.....	D12/600
D601,488 S	10/2009	Maus et al.	.....	D12/600
D619,081 S *	7/2010	Nicolas et al.	.....	D12/571
D626,501 S	11/2010	Cazin-Bourguignon et al.	.....	D12/600
D627,713 S	11/2010	Le et al.	.....	D12/600
D628,955 S	12/2010	Toumni et al.	.....	D12/588
D637,152 S	5/2011	Maus et al.	.....	D12/602
D640,185 S	6/2011	Scheuren et al.	.....	D12/588

(Continued)

*Primary Examiner* — George D Kirschbaum

*Assistant Examiner* — Jennifer Watkins

(74) *Attorney, Agent, or Firm* — Richard B. O'Planick

(57) **CLAIM**

The ornamental design for a tire, as shown and described.

**DESCRIPTION**

FIG. 1 is a perspective view of a tire showing our new design, it being understood that the pattern repeats uniformly throughout the circumference of the tread;

FIG. 2 is a front elevational view thereof;

FIG. 3 is a right side elevational view thereof; the opposite side elevational view being identical thereto;

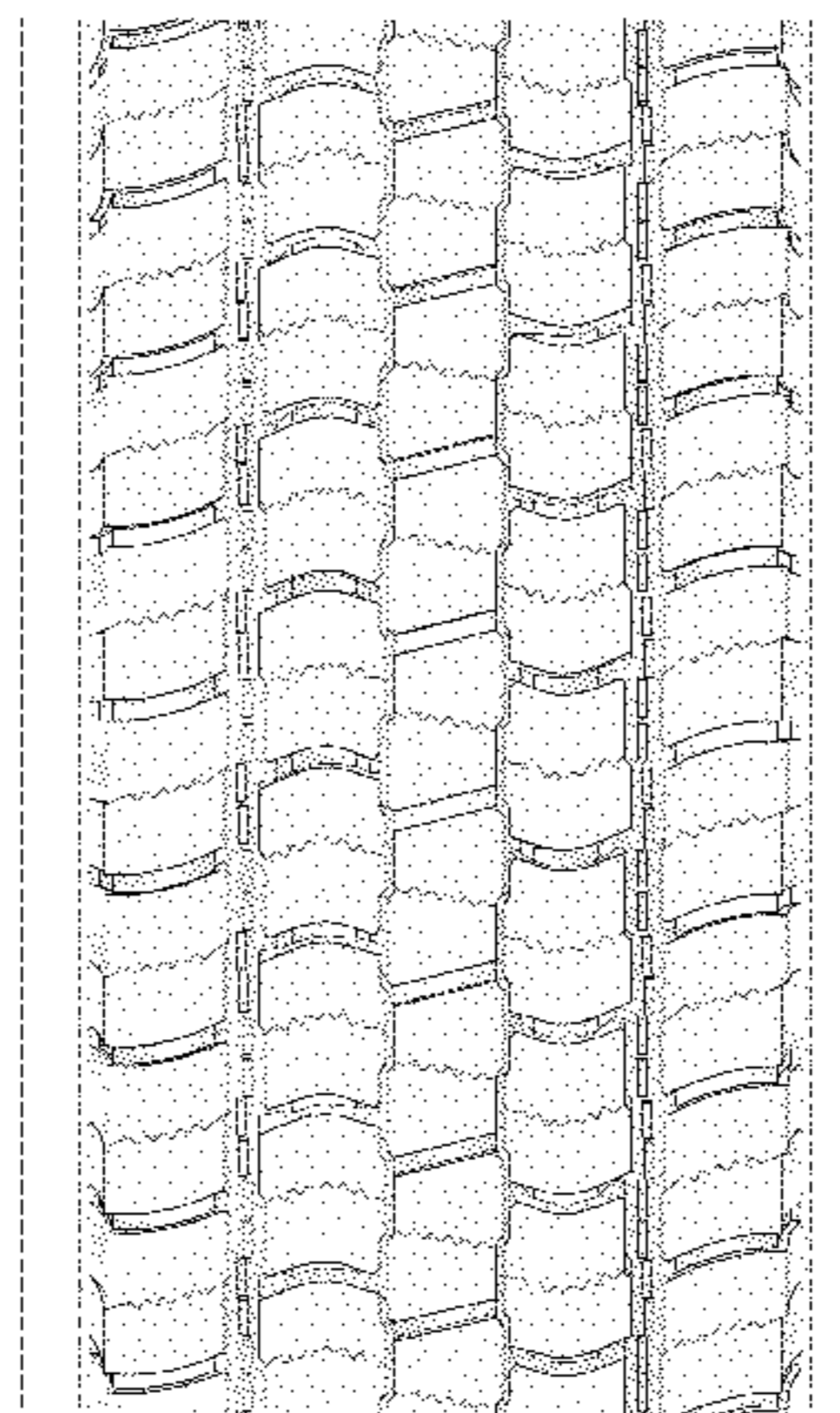
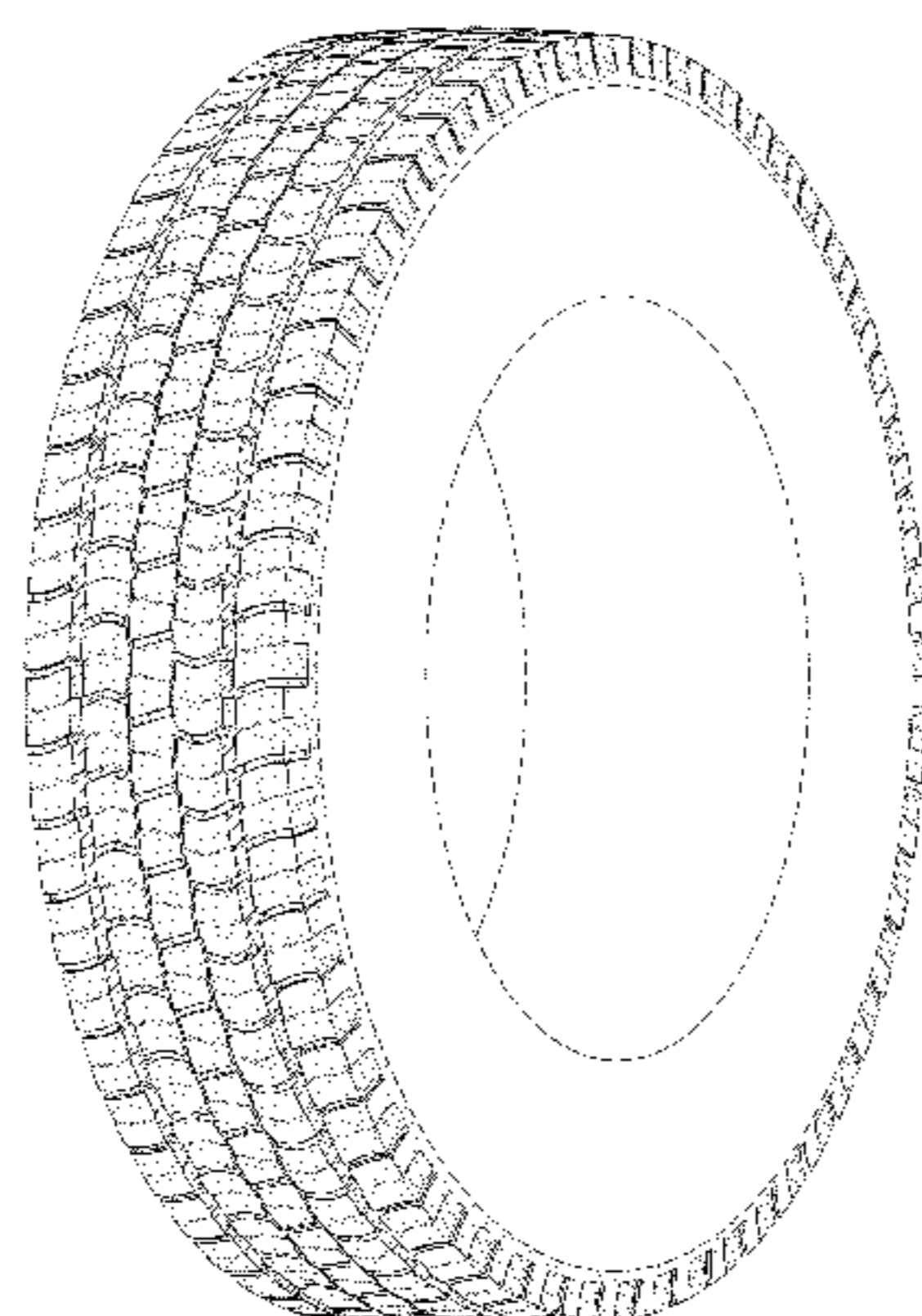
FIG. 4 is an enlarged fragmentary front elevational view thereof;

FIG. 5 is a perspective view of a second embodiment of a tire showing our new design, it being understood that the pattern repeats uniformly throughout the circumference of the tread and that the opposite side view is identical thereto; and,

FIG. 6 is a front elevational view of a second embodiment, it being understood that an enlarged fragmentary view thereof would be substantially identical to that shown in FIG. 4, with the exception of the inclusion of the sidewall in solid lines.

In the drawings, the broken lines showing of the sidewall, inner bead and the peripheral boundary between the tire tread and the sidewall in FIGS. 1 through 4 depict environmental subject matter and form no part of the claimed design.

**1 Claim, 6 Drawing Sheets**



(56)

**References Cited**

U.S. PATENT DOCUMENTS

D640,969 S     7/2011   Scheuren et al. .... D12/588  
D645,810 S     9/2011   Le et al. .... D12/600  
D648,264 S     11/2011   Le et al. .... D12/588

D653,199 S     1/2012   Scheuren et al. .... D12/588  
D662,457 S     \*     6/2012   Krier et al. .... D12/588  
D662,458 S     \*     6/2012   De Benedittis et al. .... D12/595  
D667,365 S     9/2012   Dixon et al. .... D12/594

\* cited by examiner



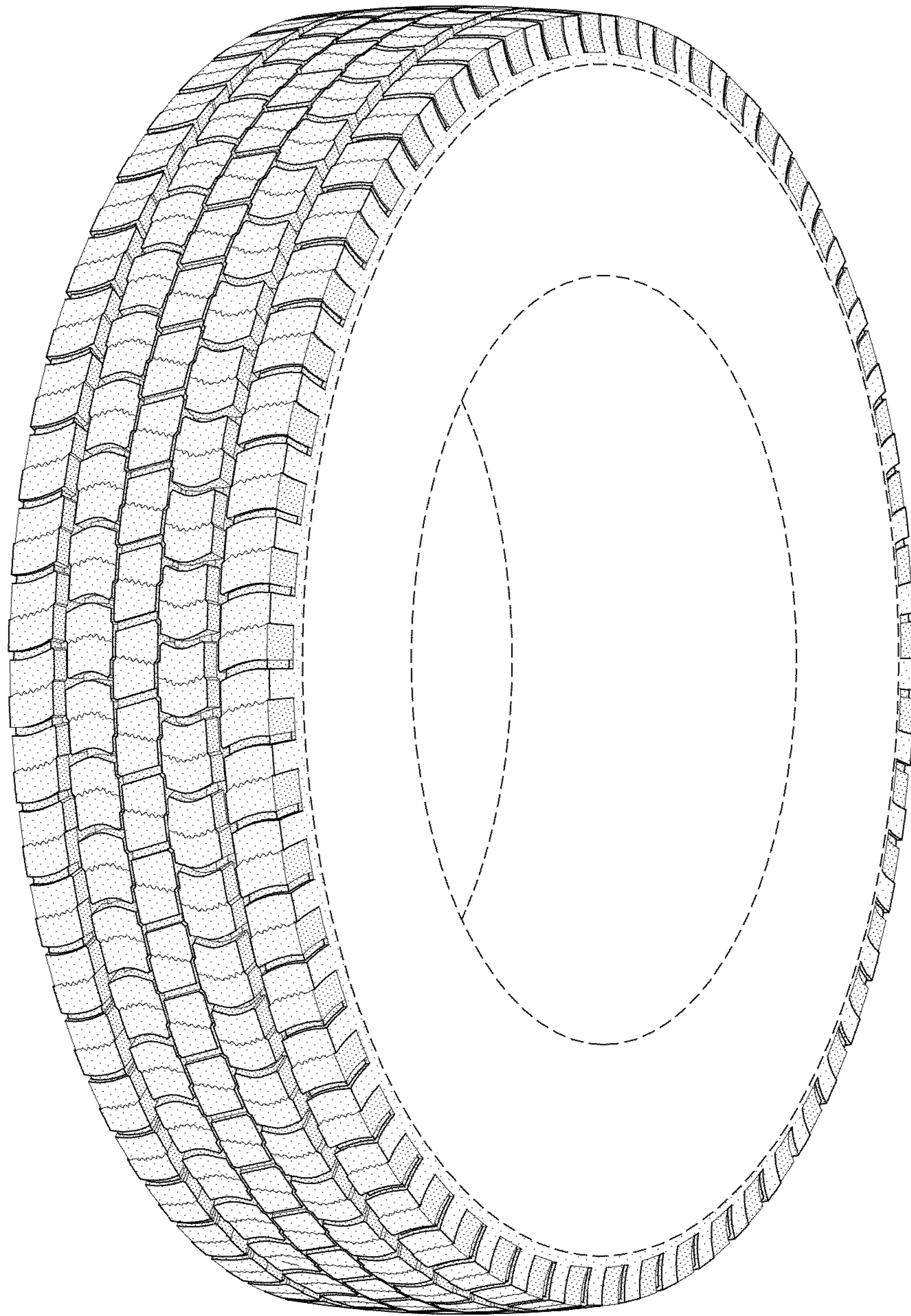


FIG-1

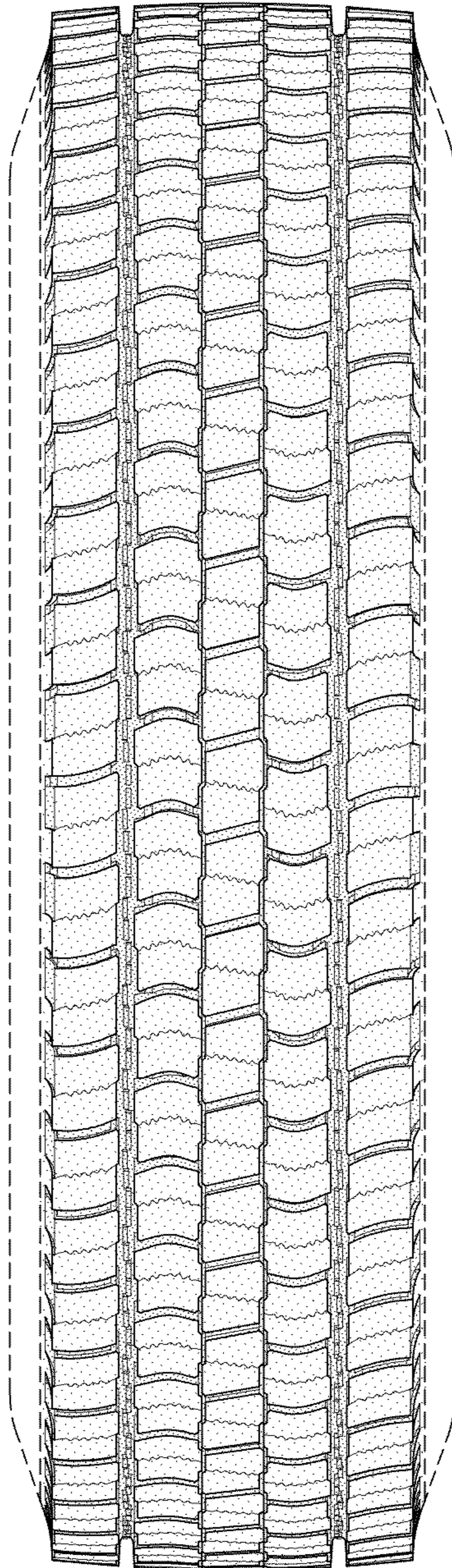


FIG-2



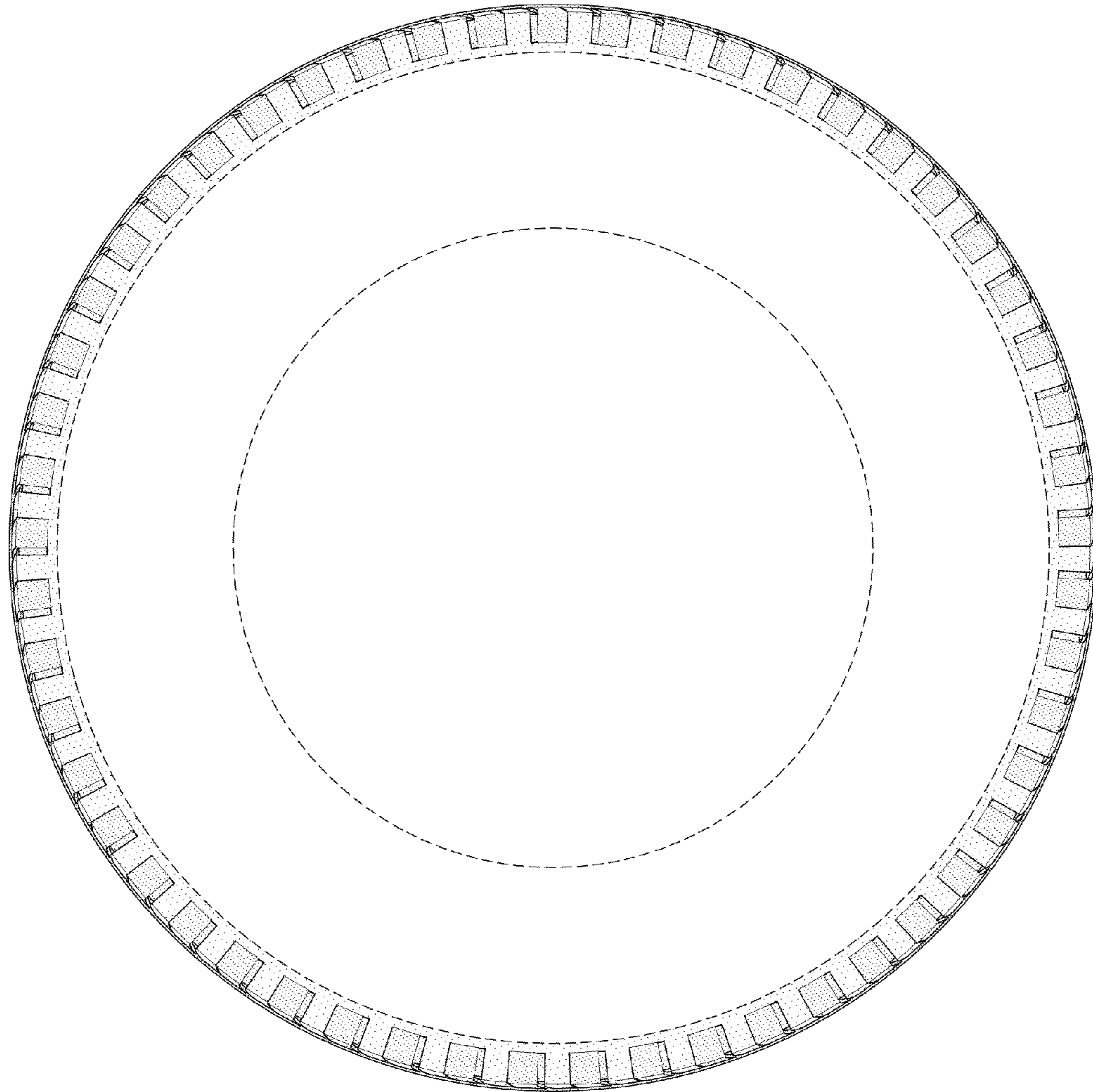


FIG-3

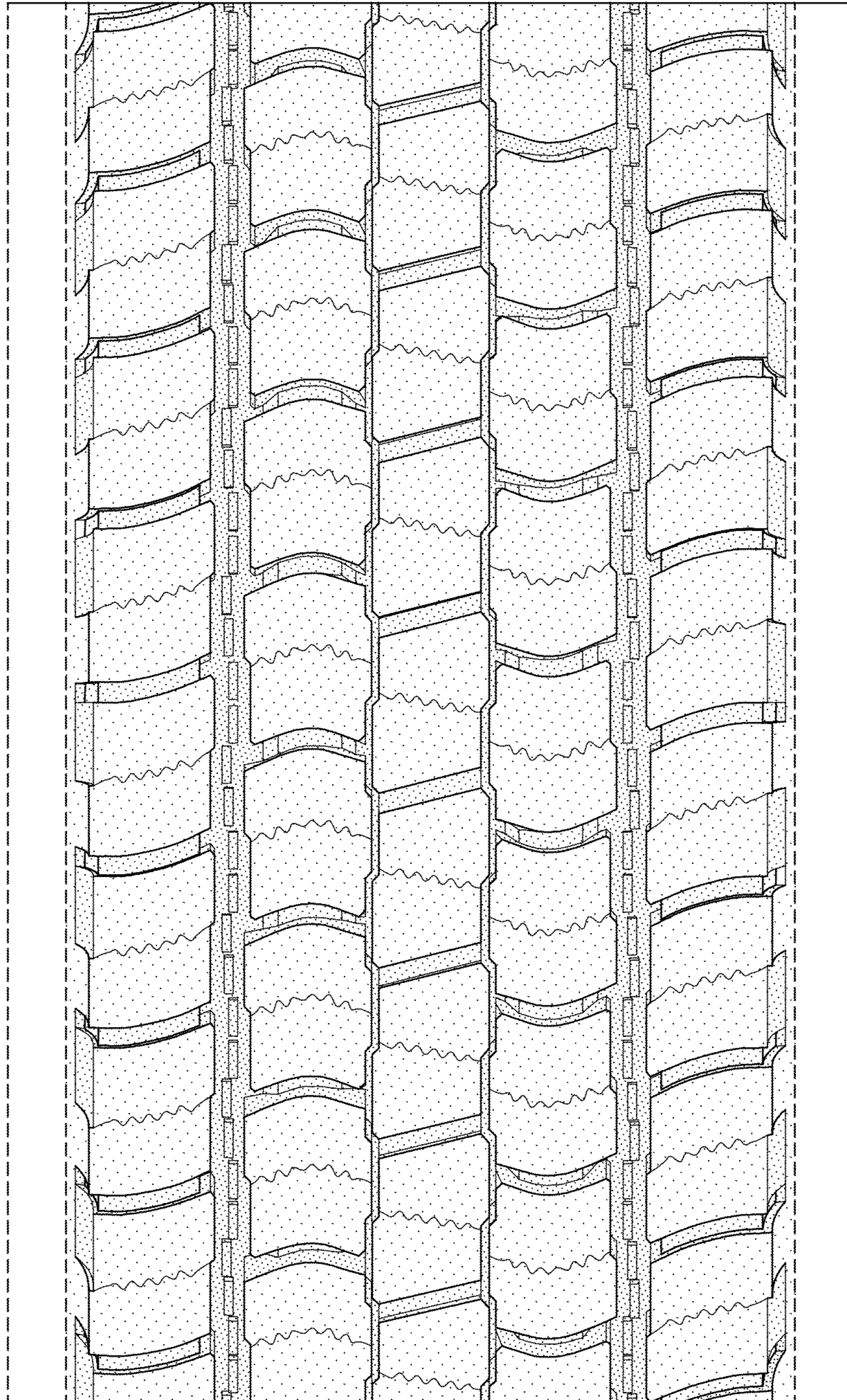


FIG-4



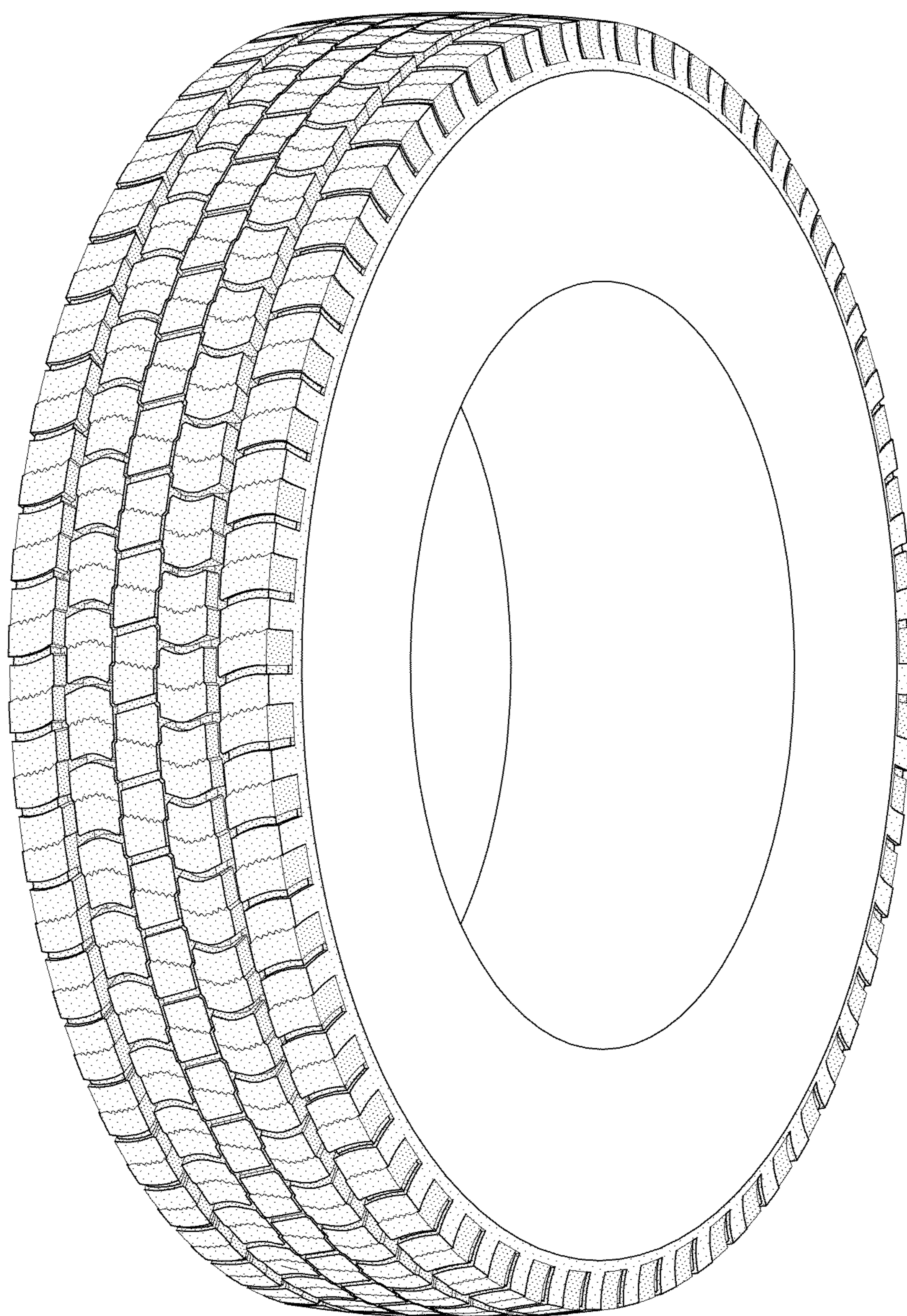


FIG-5

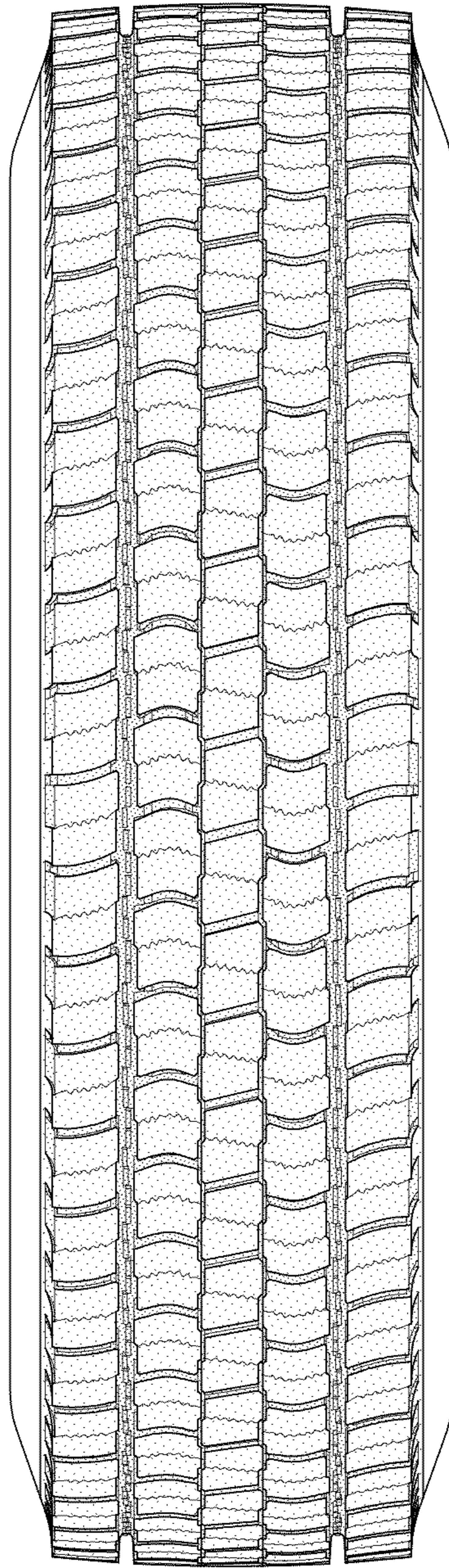


FIG-6