



US00D736677S

(12) **United States Design Patent**  
**Iimura**

(10) **Patent No.:** **US D736,677 S**

(45) **Date of Patent:** **\*\* Aug. 18, 2015**

(54) **MOTORCYCLE**

(71) Applicant: **Takeshi Iimura**, Tokyo-to (JP)

(72) Inventor: **Takeshi Iimura**, Tokyo-to (JP)

(73) Assignee: **YAMAHA HATSUDOKI  
KABUSHIKI KAISHA (JP)**

(\*\*) Term: **14 Years**

(21) Appl. No.: **29/498,073**

(22) Filed: **Jul. 31, 2014**

(30) **Foreign Application Priority Data**

Jan. 31, 2014 (JP) ..... 2014-001864

(51) **LOC (10) Cl.** ..... **12-11**

(52) **U.S. Cl.**  
USPC ..... **D12/110**

(58) **Field of Classification Search**

USPC ..... D12/109, 110, 111, 114, 117, 126, 184,  
D12/186, 107; D21/432, 458, 538;  
180/210-217, 219, 220, 225, 229, 908;  
280/103, 124, 152.1-152.3, 288.2,  
280/288.4, 304.3, 770, 827, 828, 847, 848  
CPC ..... B62D 37/00; B62K 9/00; B62K 11/04;  
B62K 17/00; B62K 19/48; B62J 17/00;  
B62J 17/04; B62J 29/00

See application file for complete search history.

(56) **References Cited**

**U.S. PATENT DOCUMENTS**

D597,449 S \* 8/2009 Nagao ..... D12/110  
D601,458 S \* 10/2009 Nagao ..... D12/110

D636,708 S \* 4/2011 Katagiri et al. .... D12/110  
D638,756 S \* 5/2011 Kouchi et al. .... D12/110  
D652,769 S \* 1/2012 Kudo et al. .... D12/110  
D668,185 S \* 10/2012 Plaza et al. .... D12/110  
D670,204 S \* 11/2012 Yasuhara et al. .... D12/110  
D677,601 S \* 3/2013 Yanagita et al. .... D12/110  
D689,406 S \* 9/2013 Yasuhara et al. .... D12/110  
D694,673 S \* 12/2013 Katagiri et al. .... D12/110  
D695,153 S \* 12/2013 Buckan ..... D12/110  
D695,154 S \* 12/2013 Buckan ..... D12/110  
D695,648 S \* 12/2013 Yamazaki et al. .... D12/110  
D715,696 S \* 10/2014 Sasanami ..... D12/110  
D716,190 S \* 10/2014 Tako et al. .... D12/110  
D718,669 S \* 12/2014 Kiska ..... D12/110  
D723,429 S \* 3/2015 Hohdorf ..... D12/110  
D723,431 S \* 3/2015 Noguchi et al. .... D12/110

\* cited by examiner

*Primary Examiner* — Austin Murphy

(74) *Attorney, Agent, or Firm* — Ostrolenk Faber LLP

(57) **CLAIM**

The ornamental design for a motorcycle, as shown.

**DESCRIPTION**

FIG. 1 is a left side, front, perspective view of a motorcycle showing my new design;

FIG. 2 is a right side, rear, perspective view thereof;

FIG. 3 is a left side view thereof;

FIG. 4 is a right side view thereof;


FIG. 5 is a front view thereof;

FIG. 6 is a rear view thereof; and,

FIG. 7 is a top view thereof.

No bottom view thereof is illustrated. The bottom of the motorcycle not shown in the drawing forms no part of the claimed design.

**1 Claim, 7 Drawing Sheets**



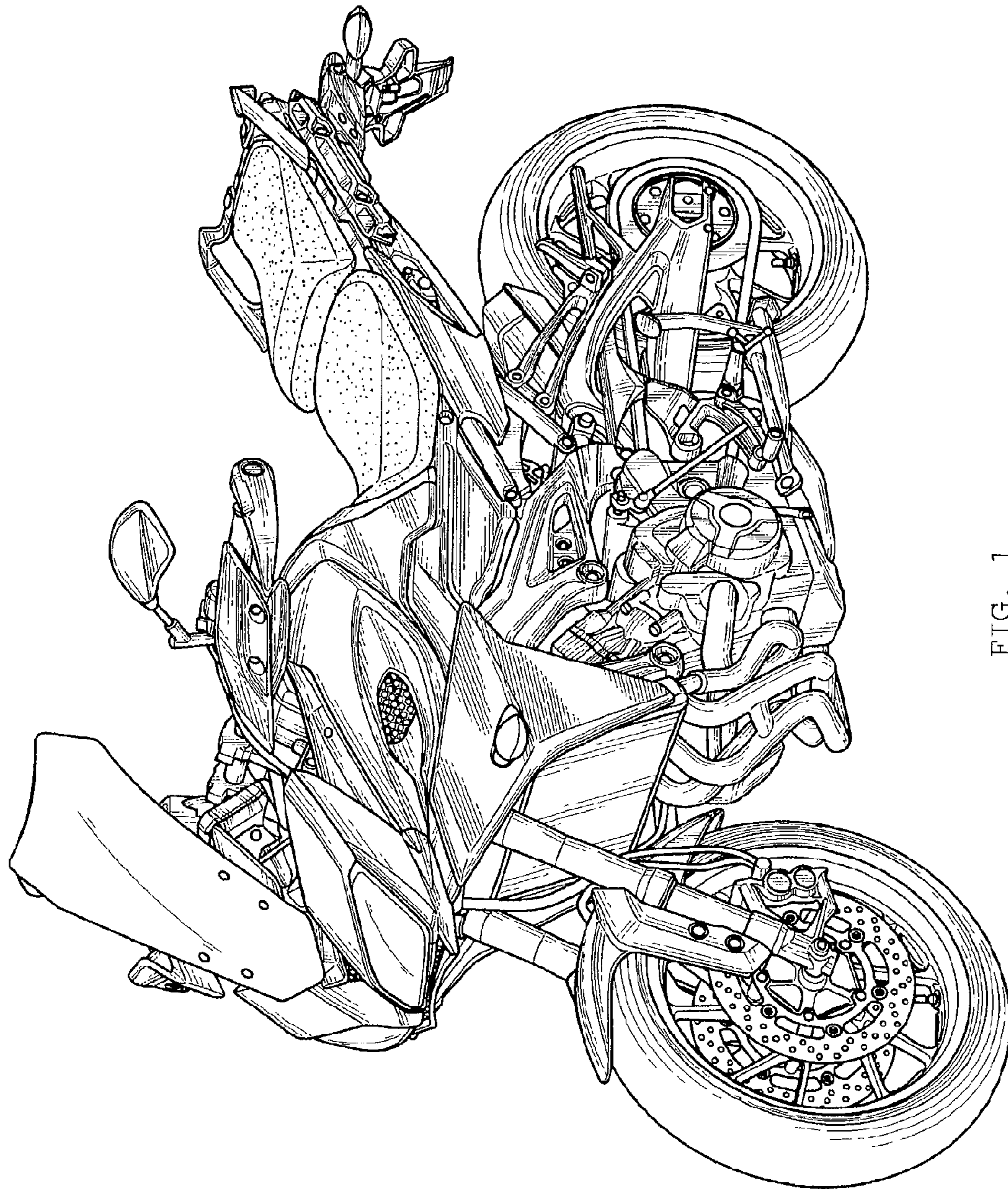


FIG. 1

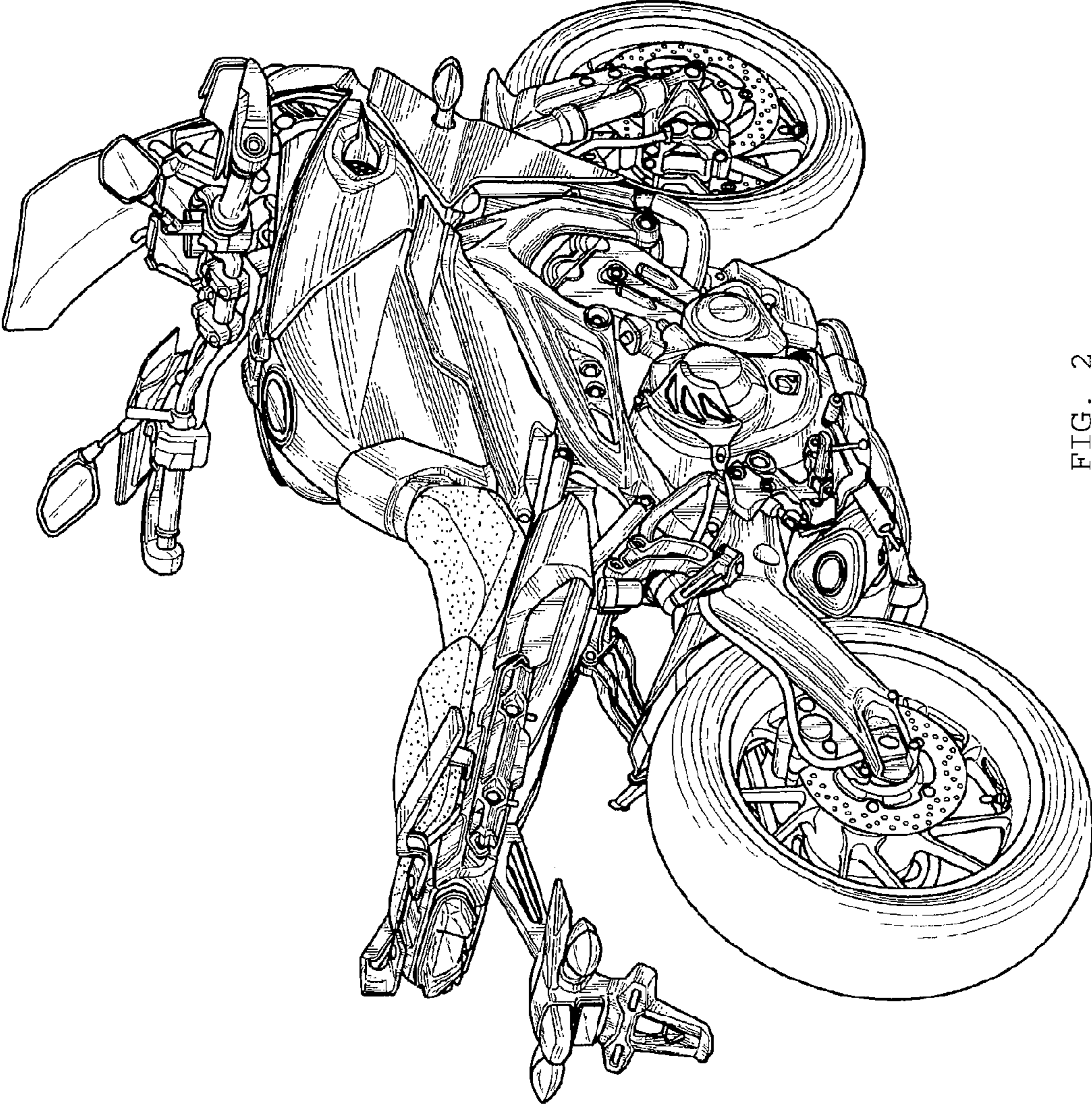


FIG. 2

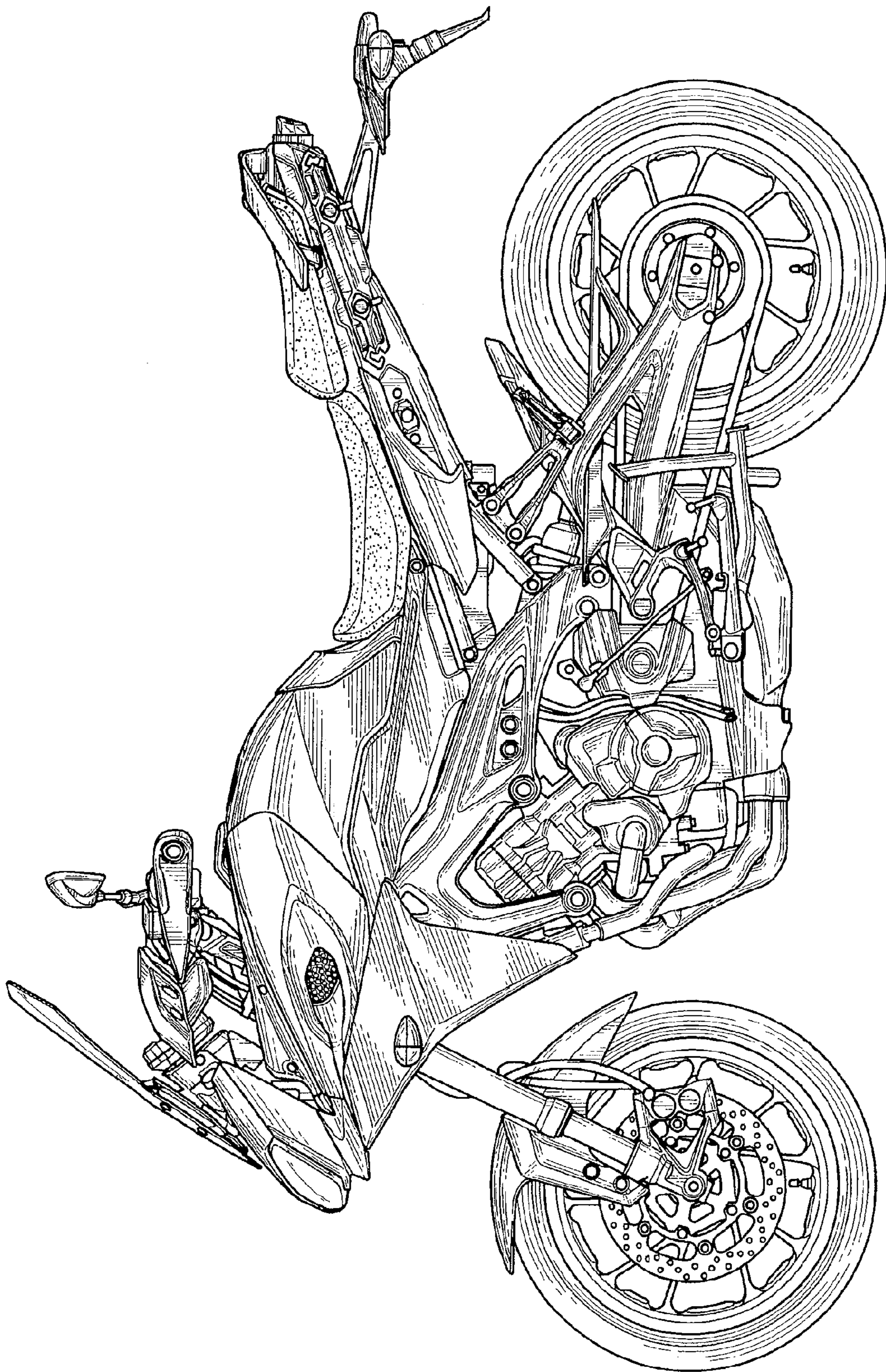


FIG. 3

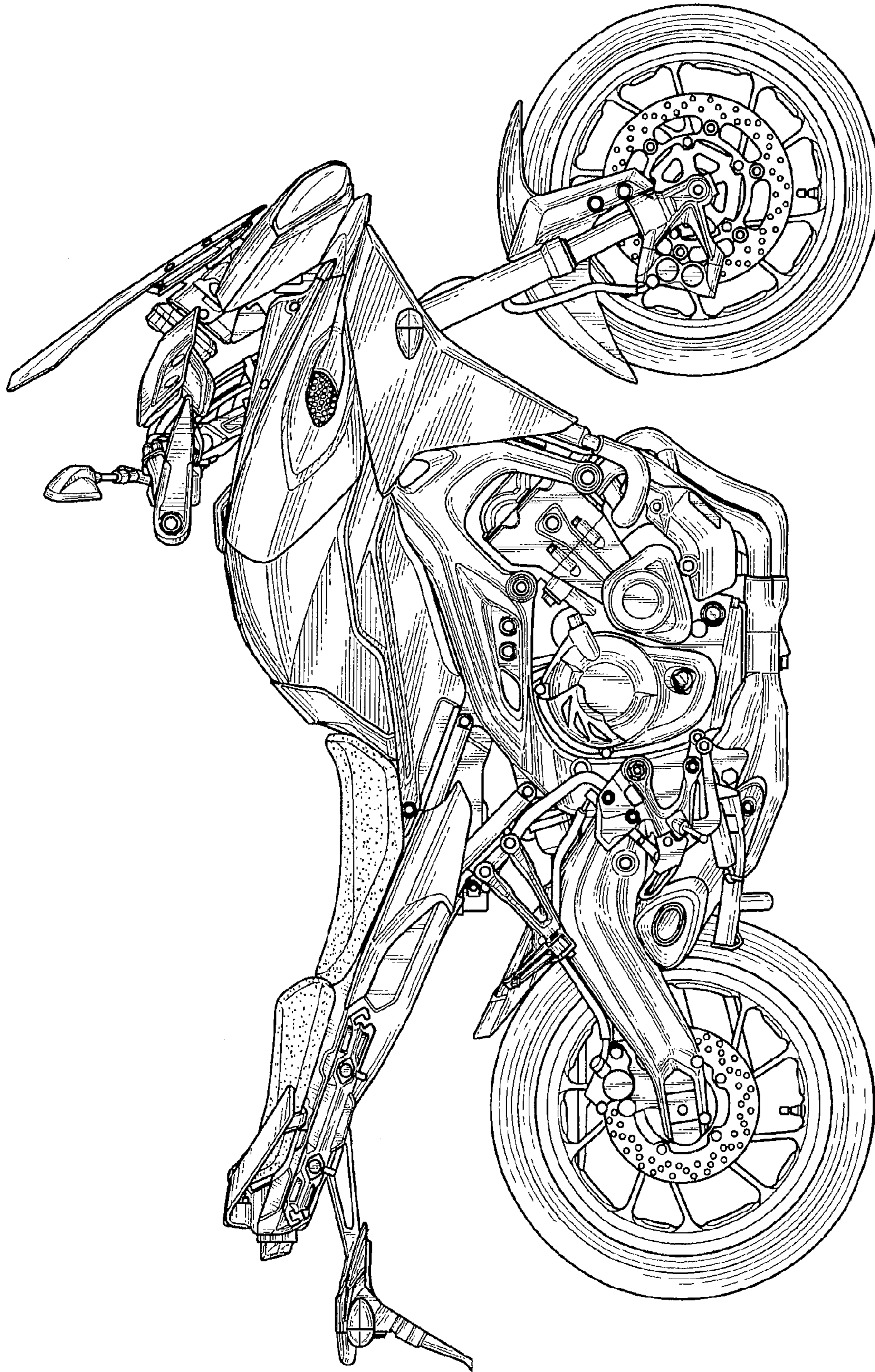


FIG. 4

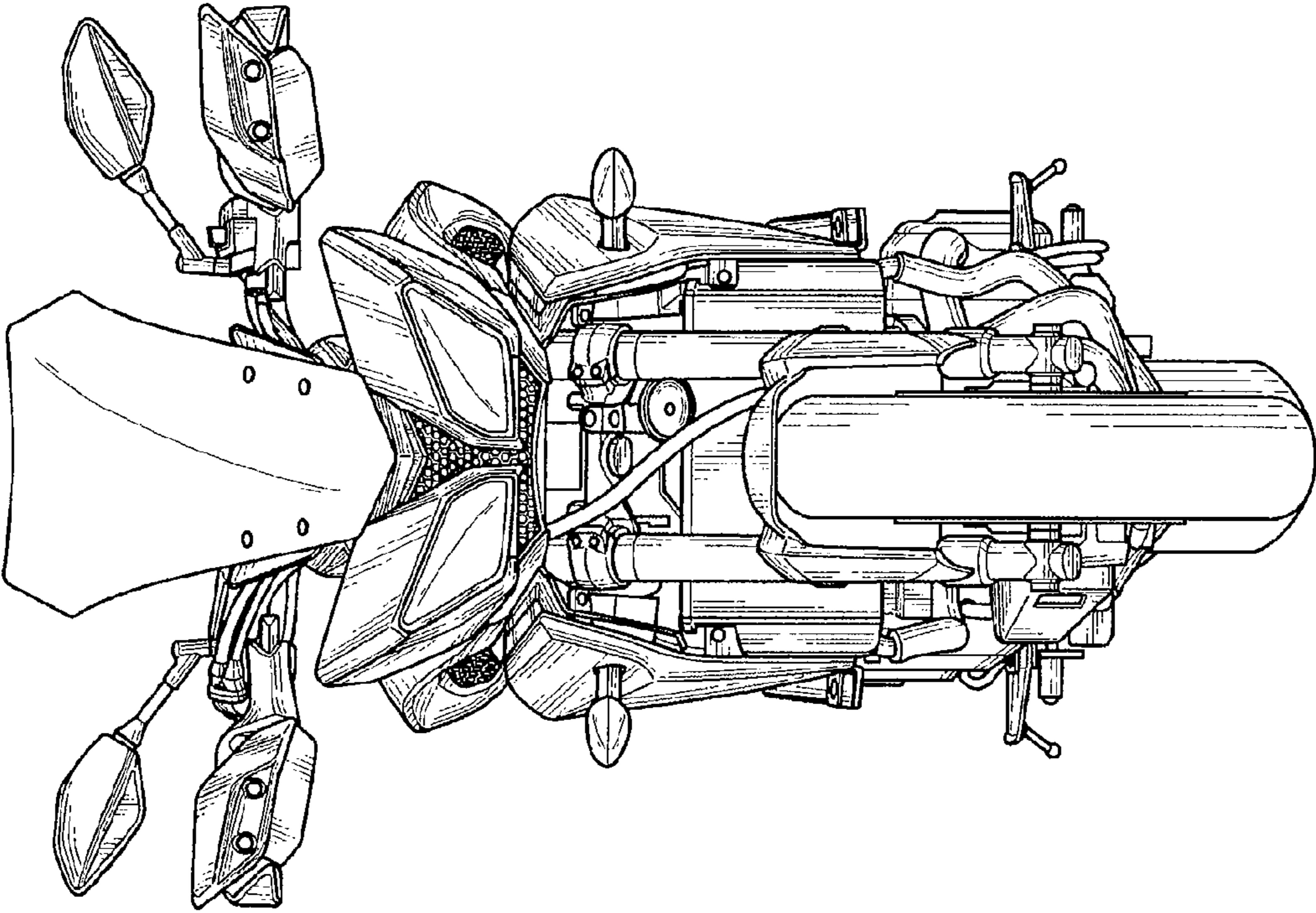


FIG. 5

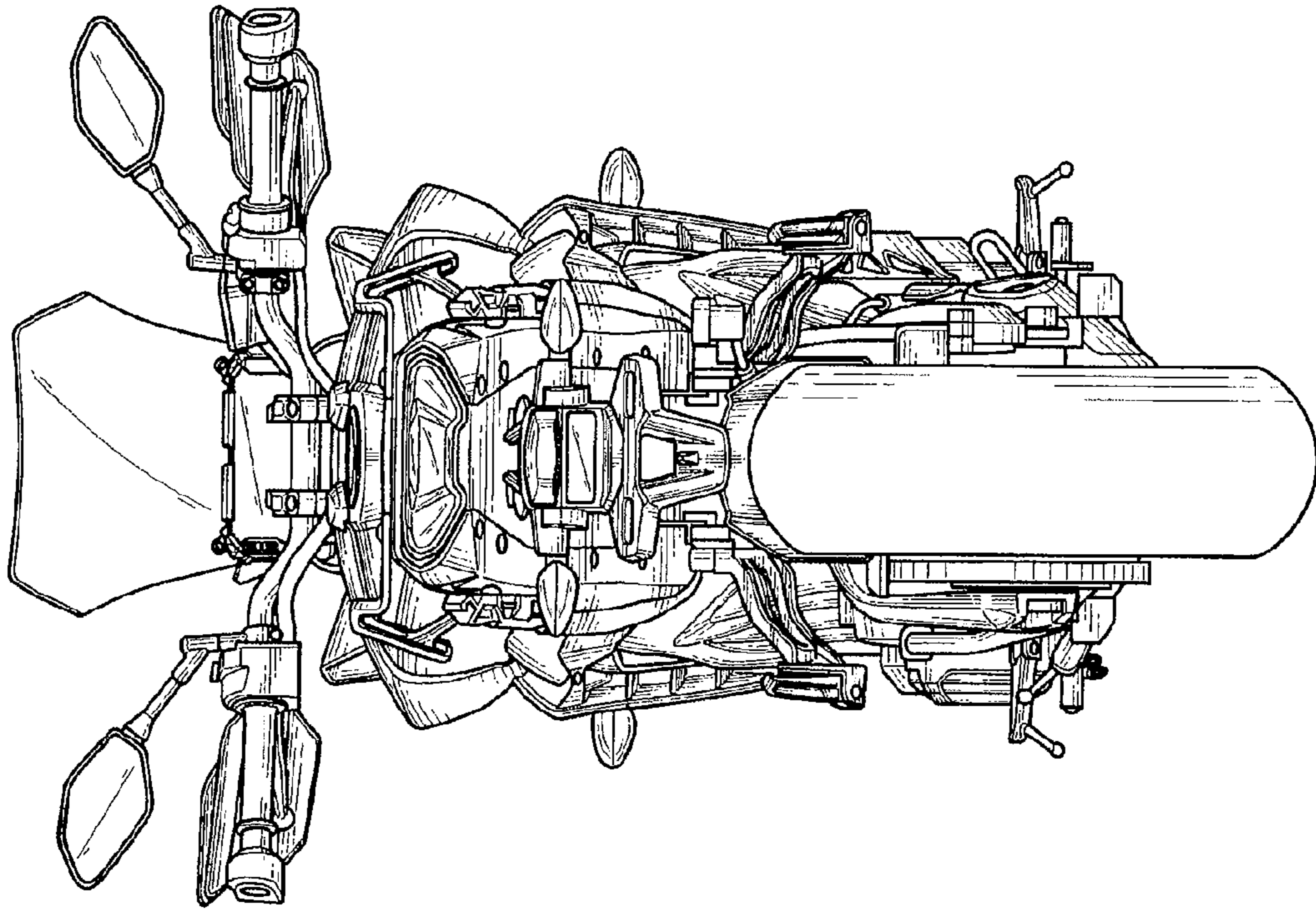


FIG. 6

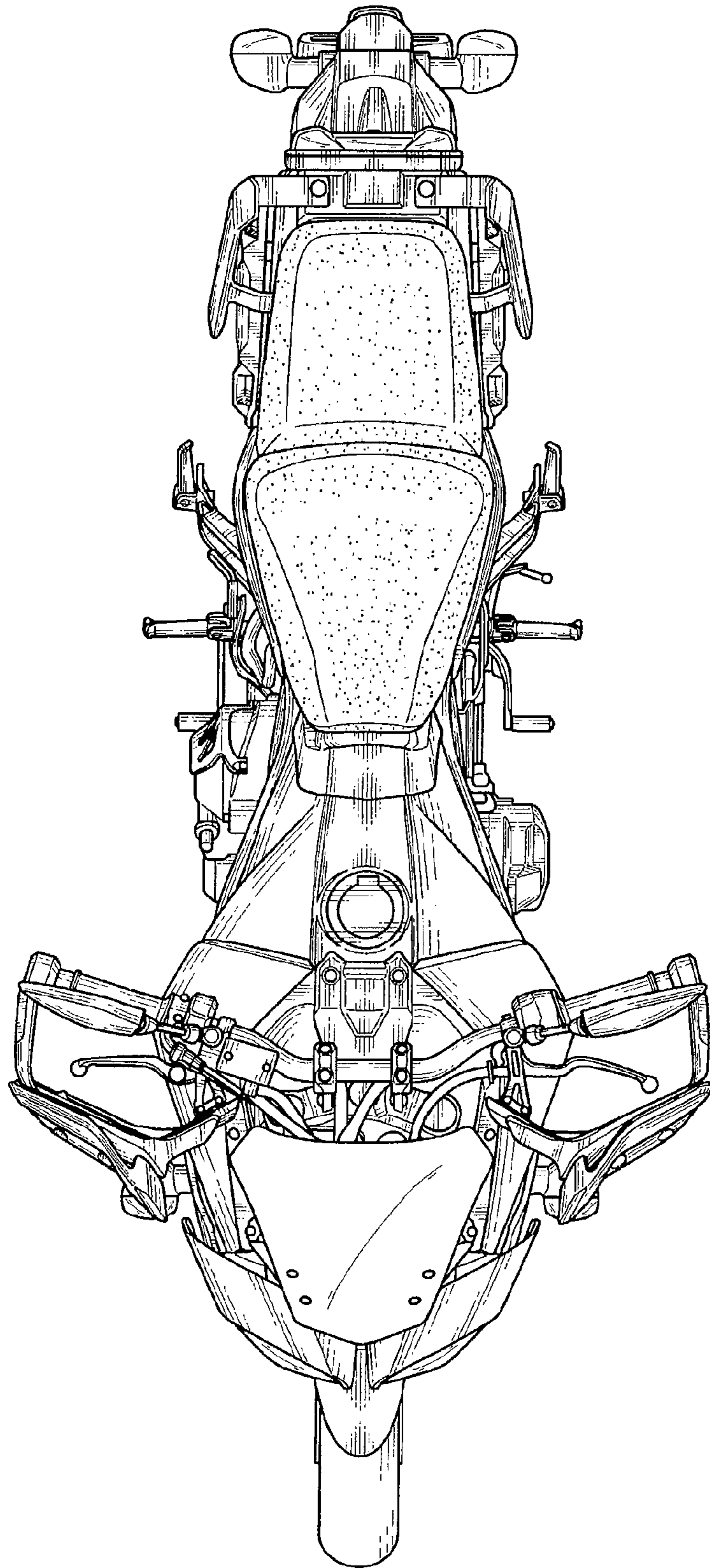


FIG. 7