



US00D736659S

(12) **United States Design Patent**
Okazaki et al.

(10) **Patent No.:** **US D736,659 S**

(45) **Date of Patent:** **** Aug. 18, 2015**

(54) **BASE UNIT FOR DYNAMOMETER
OPERATION DEVICE**

(71) Applicant: **MEIDENSHA CORPORATION**,
Tokyo (JP)

(72) Inventors: **Nobuo Okazaki**, Hachioji (JP);
Kunihiko Watanabe, Yokohama (JP)

(73) Assignee: **MEIDENSHA CORPORATION**,
Tokyo (JP)

(**) Term: **14 Years**

(21) Appl. No.: **29/463,429**

(22) Filed: **Nov. 19, 2013**

(30) **Foreign Application Priority Data**

May 20, 2013 (JP) D2013-011045

(51) **LOC (10) Cl.** **10-04**

(52) **U.S. Cl.**
USPC **D10/83**

(58) **Field of Classification Search**
USPC D10/83-85
CPC G01L 5/06; G01L 5/101; G01L 3/18;
G01L 3/20; G01L 3/22; G01L 3/1478; G01L
3/1471; G01L 3/16; G01R 31/34; Y10S
60/912; H02K 49/08; H02K 49/046; G01G
3/1404; G01G 19/18; G01M 15/044; G01M
15/02; G01M 15/09; G01M 17/0072

See application file for complete search history.

(56) **References Cited**

U.S. PATENT DOCUMENTS

D209,776 S * 1/1968 Kutz D10/46
4,475,409 A 10/1984 Zulliger
4,870,585 A * 9/1989 Manzolini 701/101
4,914,390 A 4/1990 Orlicki et al.
6,575,031 B2 6/2003 Haeg et al.

OTHER PUBLICATIONS

U.S. Appl. No. 29/463,430, filed Nov. 19, 2013, Okazaki et al.
USPTO Notice of Allowance, U.S. Appl. No. 29/463,430, Apr. 27,
2015, 8 pages.

* cited by examiner

Primary Examiner — Antoine D Davis

(74) *Attorney, Agent, or Firm* — Foley & Lardner LLP

(57) **CLAIM**

We claim the ornamental design for a base unit for dynamom-
eter operation device, as shown and described.

DESCRIPTION

FIG. 1 is a front view of an embodiment of the claimed
design;
FIG. 2 is a back view of the claimed design of FIG. 1;
FIG. 3 is a right side view of the claimed design of FIG. 1;
FIG. 4 is a left side view of the claimed design of FIG. 1;
FIG. 5 is a plan view of the claimed design of FIG. 1;
FIG. 6 is a bottom view of the claimed design of FIG. 1; and,
FIG. 7 is a perspective view of the claimed design of FIG. 1.

1 Claim, 7 Drawing Sheets

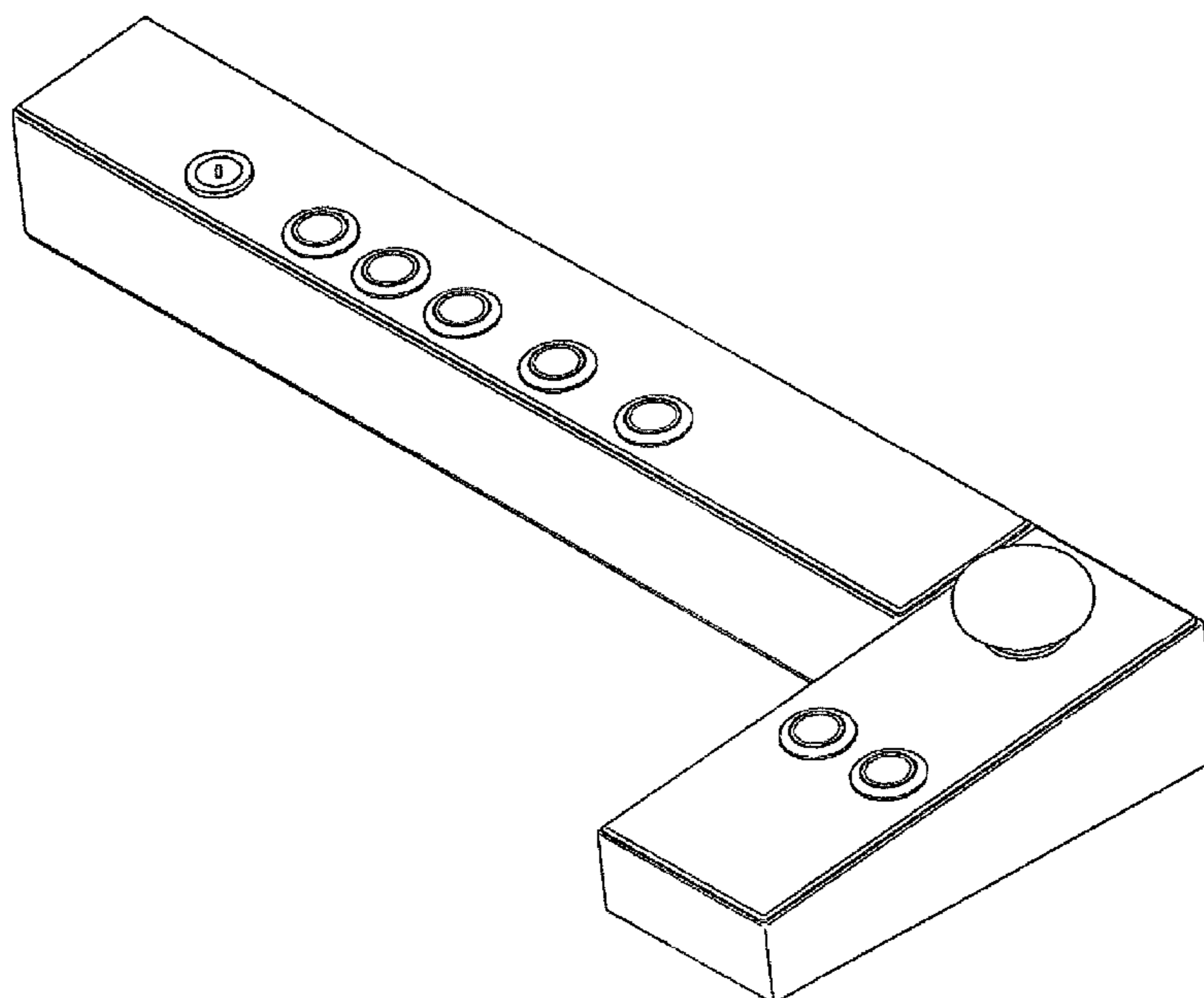


FIG. 1

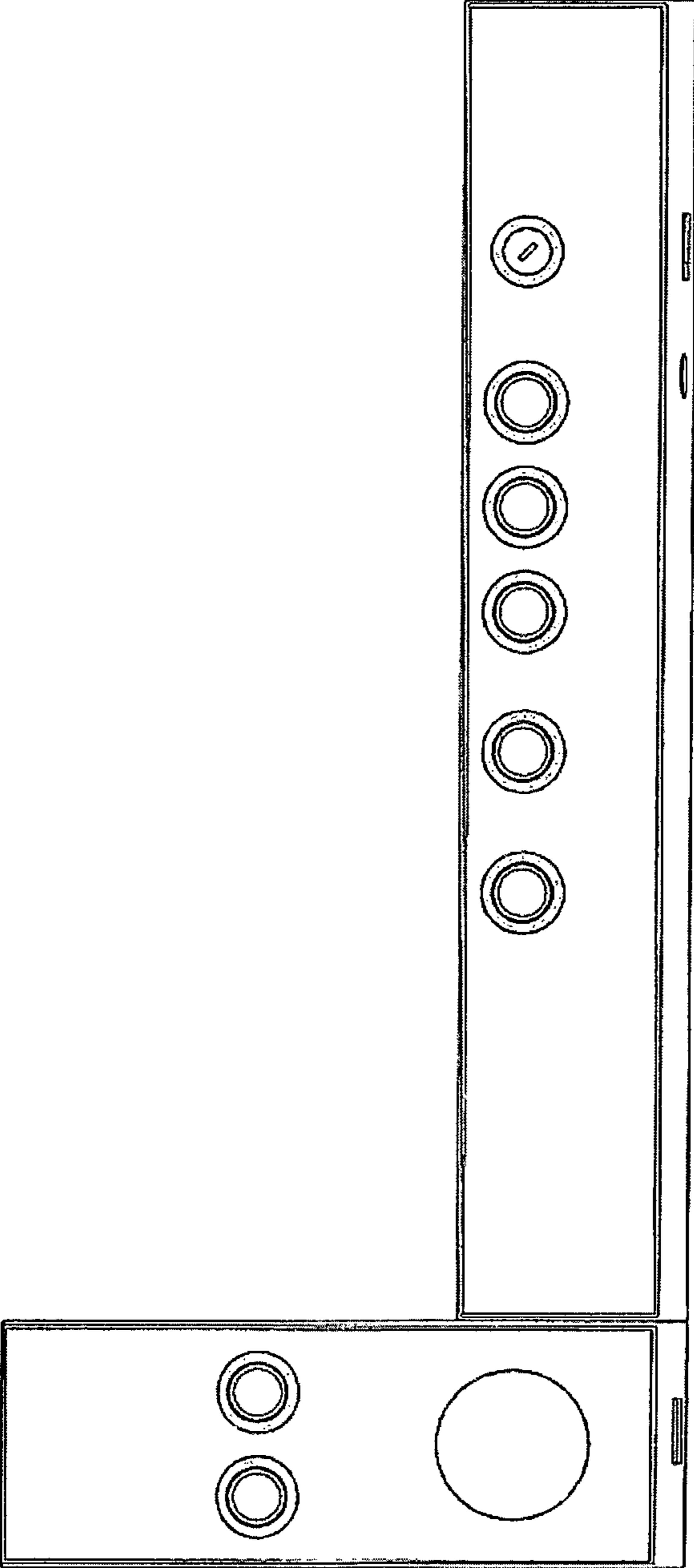


FIG. 2

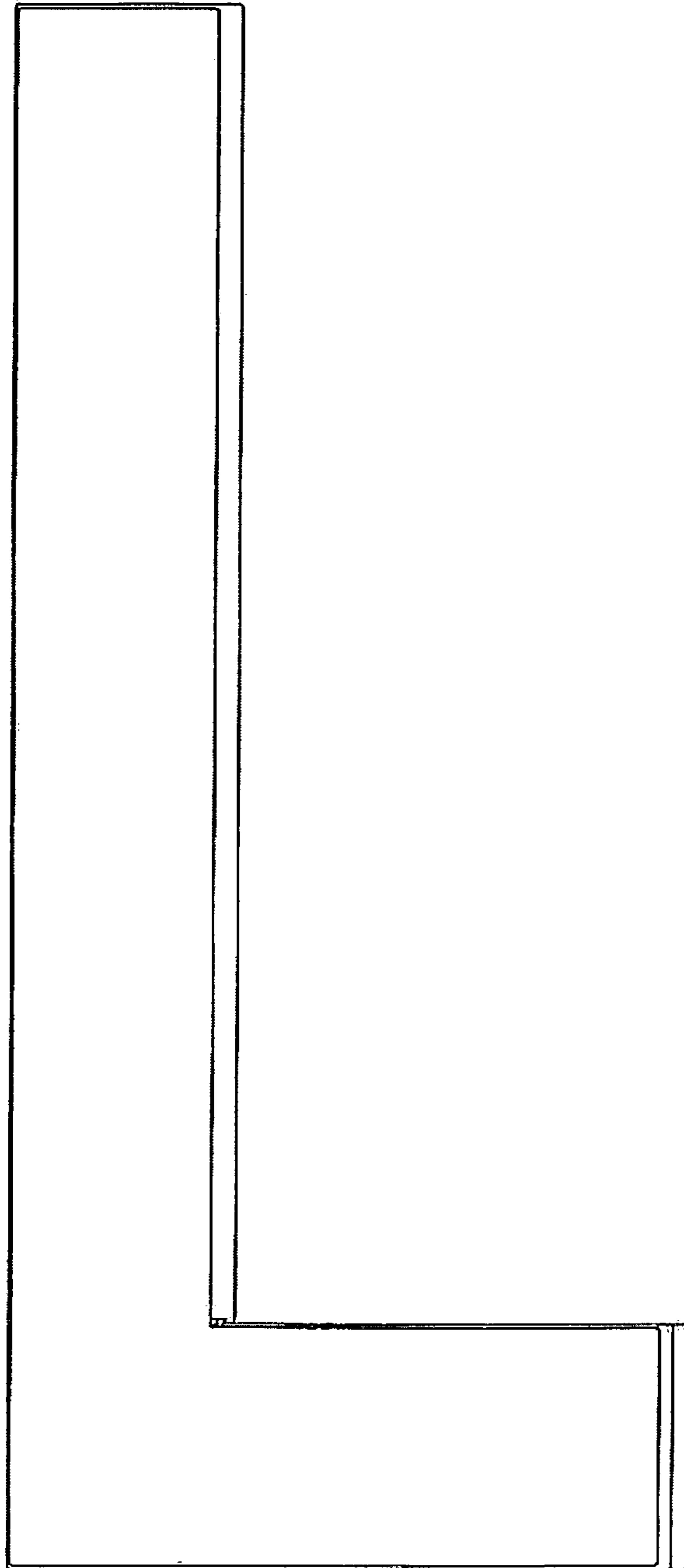


FIG. 3

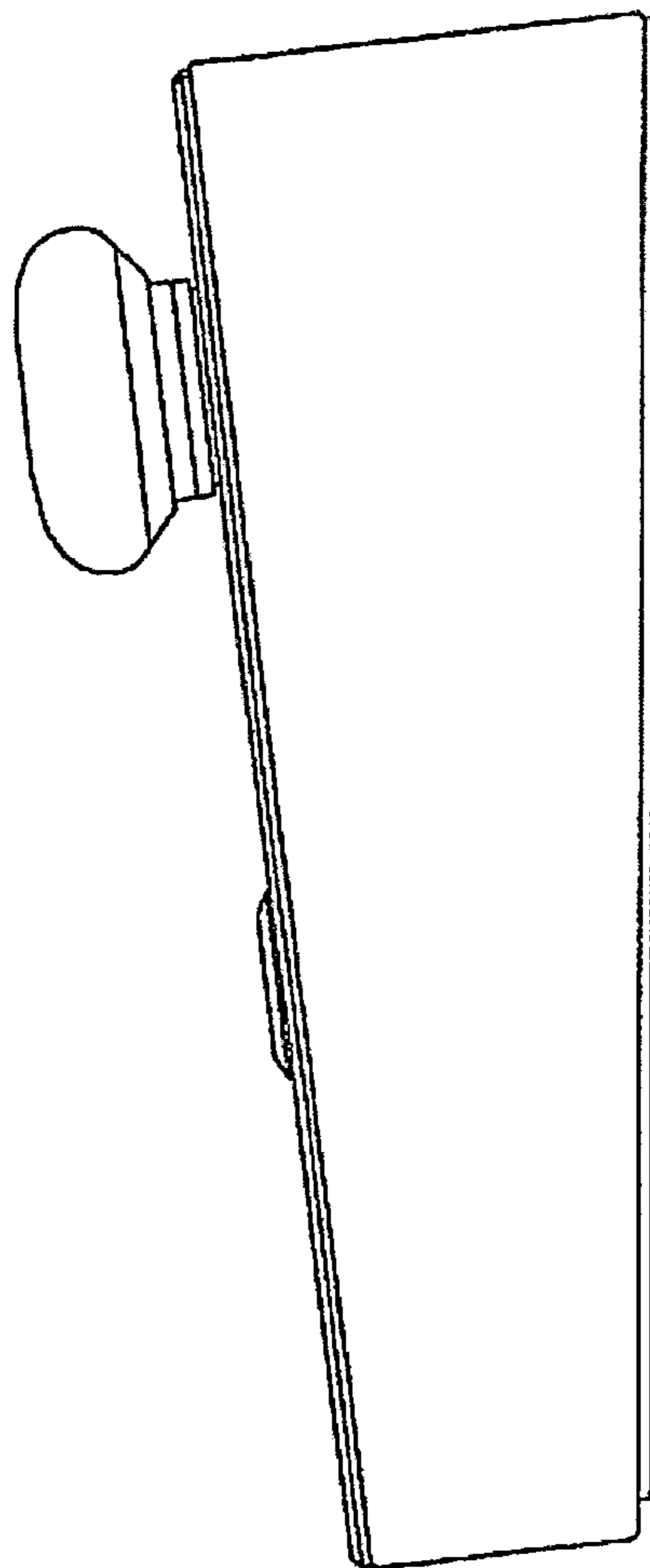


FIG. 4

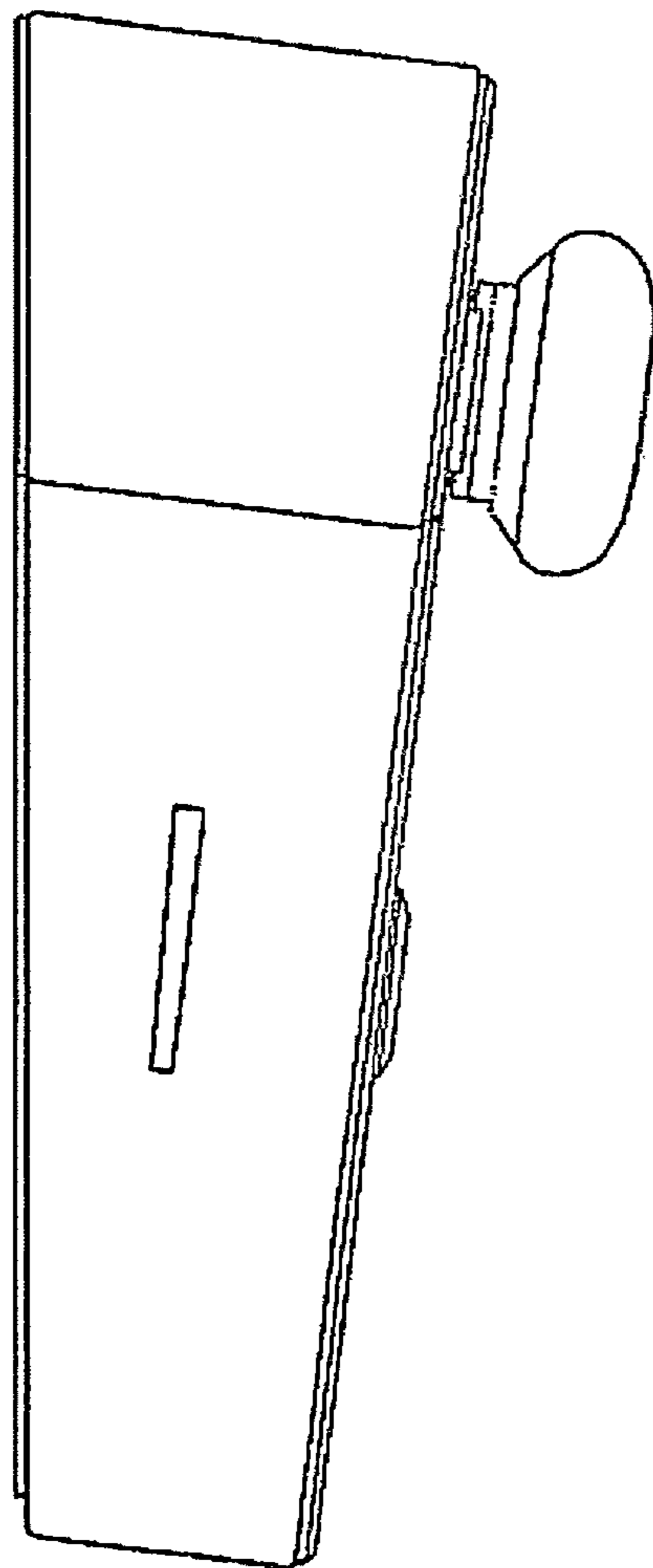


FIG. 5




FIG. 6

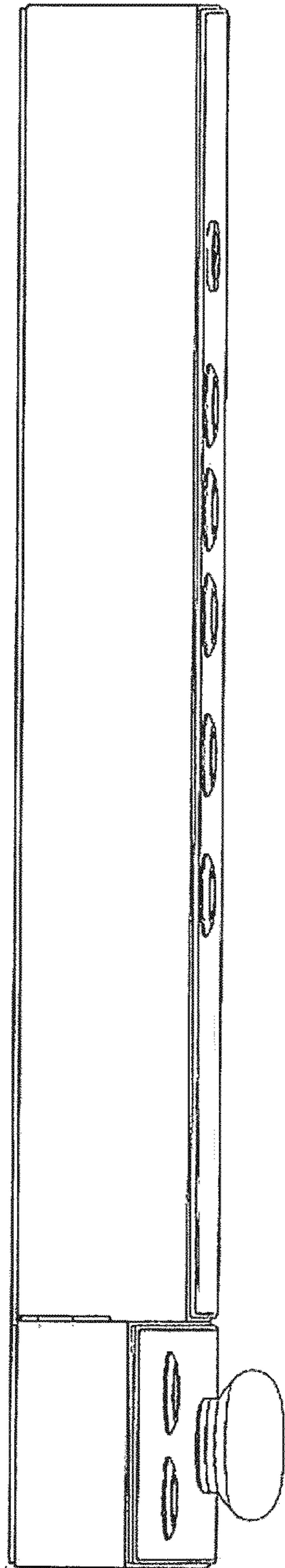


FIG. 7

