

US00D736655S

(12) **United States Design Patent**
Monachon

(10) **Patent No.:** **US D736,655 S**
(45) **Date of Patent:** **** Aug. 18, 2015**

(54) **WATCH**

(56)

References Cited

(71) Applicant: **OMEGA LTD.**, Biel/Bienne (CH)

U.S. PATENT DOCUMENTS

(72) Inventor: **Jean-Claude Monachon**, Bevaix (CH)

| | | | | | |
|--------------|------|---------|-----------------|-------|---------|
| 5,220,541 | A * | 6/1993 | Vuilleumier | | 368/88 |
| 5,473,580 | A * | 12/1995 | Gilomen et al. | | 368/28 |
| D567,677 | S * | 4/2008 | Finazzi | | D10/34 |
| D648,638 | S * | 11/2011 | Monachon | | D10/39 |
| D656,416 | S * | 3/2012 | Monachon | | D10/39 |
| D656,417 | S * | 3/2012 | Monachon | | D10/39 |
| 8,235,587 | B2 * | 8/2012 | Hiranuma et al. | | 368/295 |
| D668,971 | S * | 10/2012 | Tedeschi | | D10/39 |
| D684,486 | S * | 6/2013 | Messmer et al. | | D10/39 |
| 2011/0063953 | A1 * | 3/2011 | Hasegawa et al. | | 368/80 |
| 2011/0182153 | A1 * | 7/2011 | Oostwegel | | 368/276 |
| 2012/0182838 | A1 * | 7/2012 | Farron et al. | | 368/18 |

(73) Assignee: **OMEGA LTD.**, Biel/Bienne (CH)

(**) Term: **14 Years**

(21) Appl. No.: **29/470,259**

(22) Filed: **Oct. 18, 2013**

* cited by examiner

(30) **Foreign Application Priority Data**

Primary Examiner — Martie K Holtje

Apr. 19, 2013 (WO) DM/080 683

(74) *Attorney, Agent, or Firm* — Donald J. Ranft; Kristen A. Mogavero; Collen IP

(51) **LOC (10) Cl.** **10-02**

(57) **CLAIM**

The ornamental design for a watch, as shown and described.

(52) **U.S. Cl.**

USPC **D10/39**; D10/30; D10/126

DESCRIPTION

(58) **Field of Classification Search**


USPC D10/30-39, 1-29, 122-132
CPC G04B 3/048; G04B 27/00; G04B 27/026;
G04B 37/00; G04B 37/0008; G04B 47/00;
G04B 47/06; G04C 3/001; G04C 3/002;
G04C 17/00; G04C 17/005; G04F 7/00;
G04F 7/08; G04F 7/0804; G04F 7/0866;
G04F 7/0871

FIG. 1 is a front right perspective view of a watch showing my new design;
FIG. 2 is a front view thereof;
FIG. 3 is a rear view thereof;
FIG. 4 is a left side view thereof;
FIG. 5 is a right side view thereof;
FIG. 6 is a top view thereof; and,
FIG. 7 is a bottom view.

The portions of the watch shown in broken lines form no part of the claimed design.

See application file for complete search history.

1 Claim, 5 Drawing Sheets



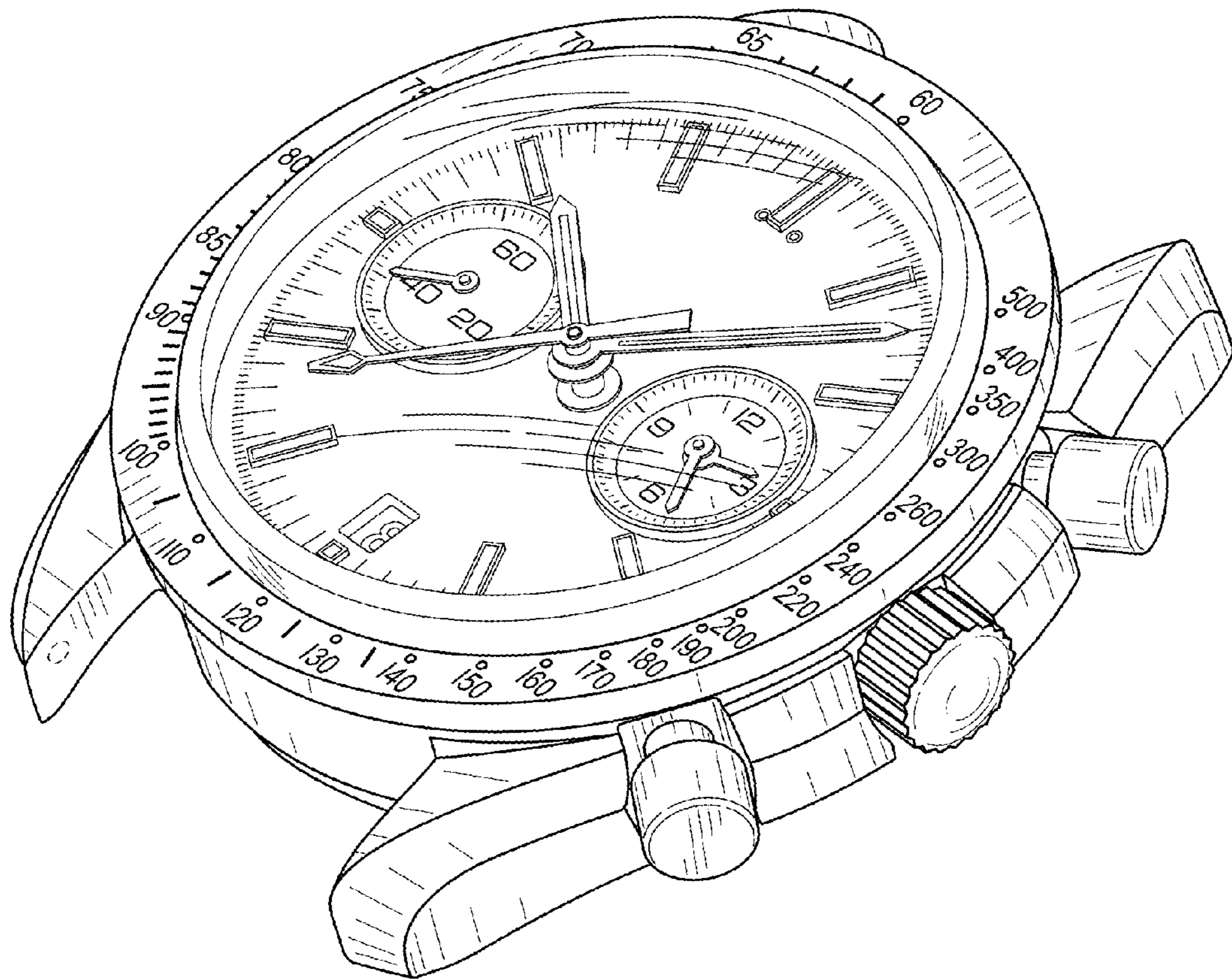


FIG. 1



FIG. 2




FIG. 3

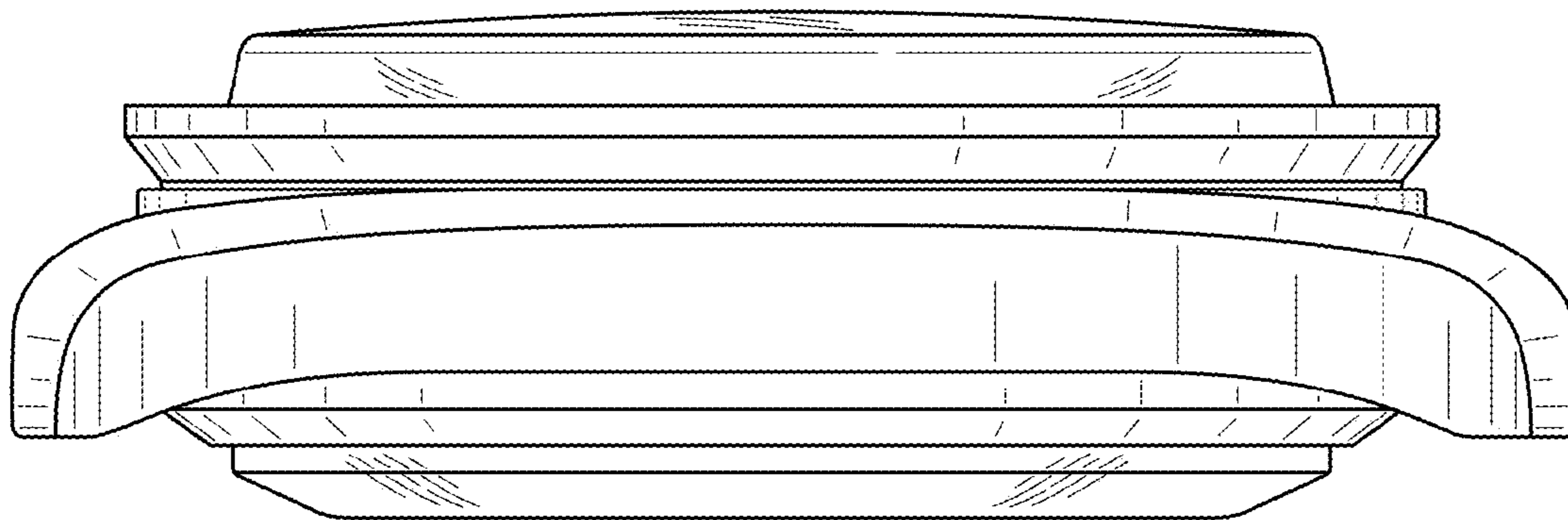


FIG. 4

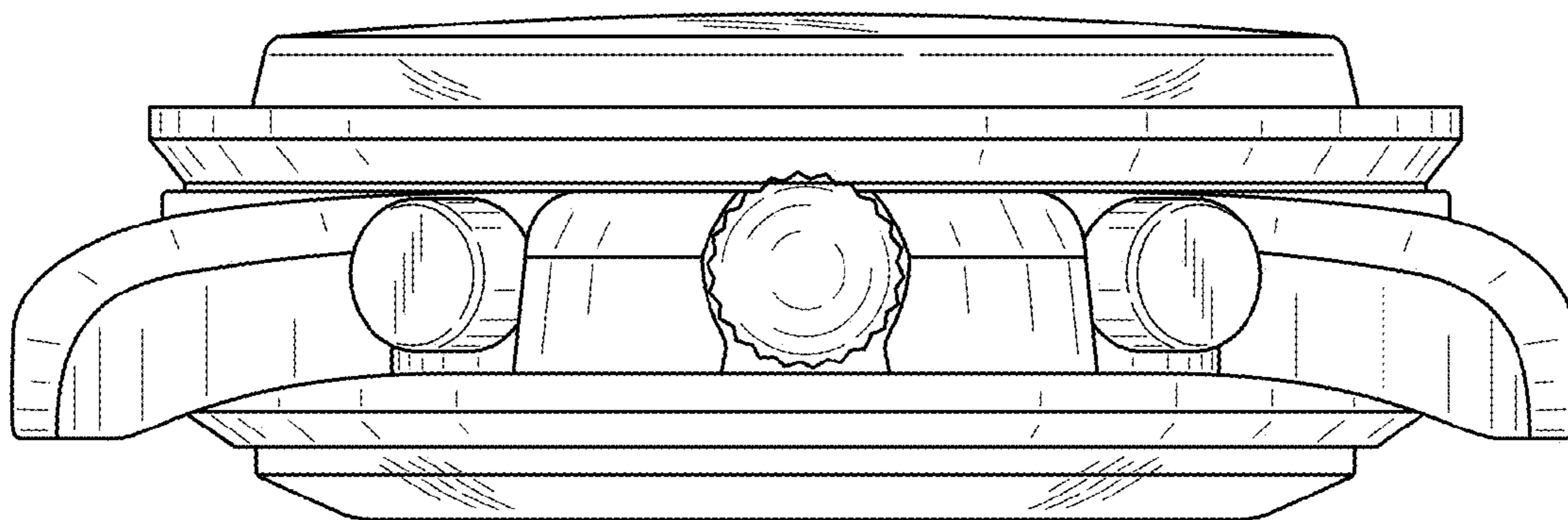


FIG. 5

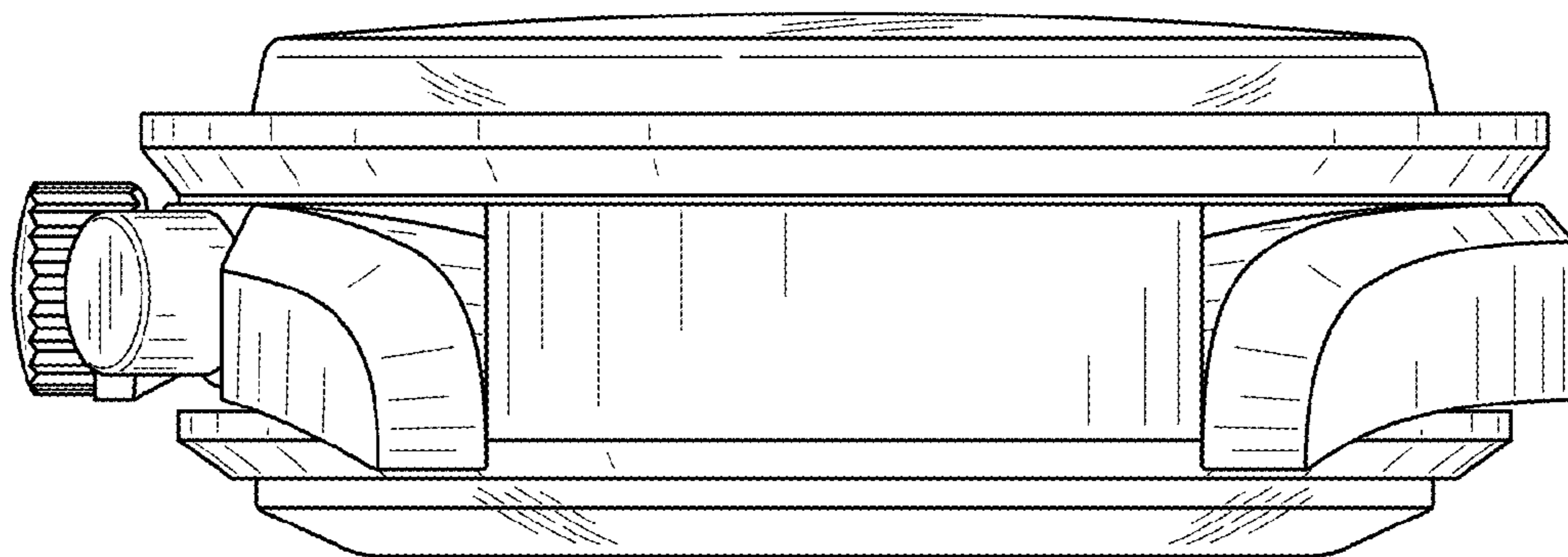


FIG. 6

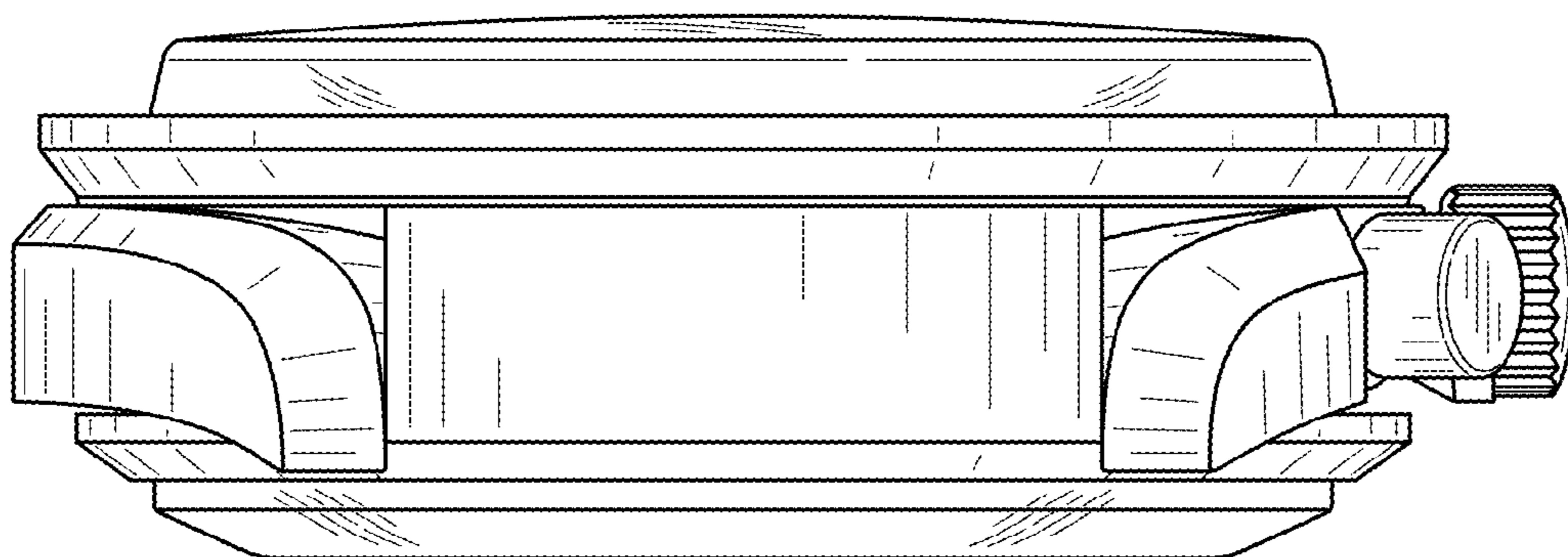


FIG. 7