



US00D736654S

(12) **United States Design Patent**
Monachon

(10) **Patent No.:** **US D736,654 S**

(45) **Date of Patent:** **** Aug. 18, 2015**

(54) **WATCH**

(71) Applicant: **OMEGA LTD.**, Biel/Bienne (CH)

(72) Inventor: **Jean-Claude Monachon**, Bevaix (CH)

(73) Assignee: **OMEGA LTD.**, Biel/Bienne (CH)

(**) Term: **14 Years**

(21) Appl. No.: **29/468,899**

(22) Filed: **Oct. 4, 2013**

(30) **Foreign Application Priority Data**

Apr. 4, 2013 (WO) DM/080 736

(51) **LOC (10) Cl.** **10-02**

(52) **U.S. Cl.**
USPC **D10/39; D10/30; D10/126**

(58) **Field of Classification Search**
USPC D10/30-39, 1-29, 122-132
CPC G04B 3/048; G04B 27/00; G04B 27/026;
G04B 37/00; G04B 37/0008; G04B 47/00;
G04B 47/06; G04C 3/001; G04C 3/002;
G04C 17/00; G04C 17/005; G04F 7/00;
G04F 7/08; G04F 7/0804; G04F 7/0866;
G04F 7/0871

See application file for complete search history.

(56) **References Cited**

U.S. PATENT DOCUMENTS

5,220,541 A * 6/1993 Vuilleumier 368/88
D357,192 S * 4/1995 Schneider D10/32
D358,101 S * 5/1995 Scheufele D10/32

5,473,580 A * 12/1995 Gilomen et al. 368/28
D447,705 S * 9/2001 Scheufele D10/39
D520,384 S * 5/2006 Scheufele D10/39
D536,994 S * 2/2007 Sugisawa et al. D10/31
D540,195 S * 4/2007 Nussbaumer D10/31
D590,274 S * 4/2009 Monachon D10/31
D592,975 S * 5/2009 Markl D10/32
D619,486 S * 7/2010 Cerrato D10/126
7,905,655 B2 * 3/2011 Jolidon 368/101
D642,938 S * 8/2011 Lassigne D10/38
D662,848 S * 7/2012 Ganz D10/126
8,235,587 B2 * 8/2012 Hiranuma et al. 368/295
D684,486 S * 6/2013 Messmer et al. D10/39
D686,092 S * 7/2013 Schoepfer D10/39
D706,144 S * 6/2014 Monachon D10/39
2012/0182838 A1 * 7/2012 Farron et al. 368/18

* cited by examiner

Primary Examiner — Martie K Holtje

(74) *Attorney, Agent, or Firm* — Donald J. Ranft; Kristen A. Mogavero; Collen IP

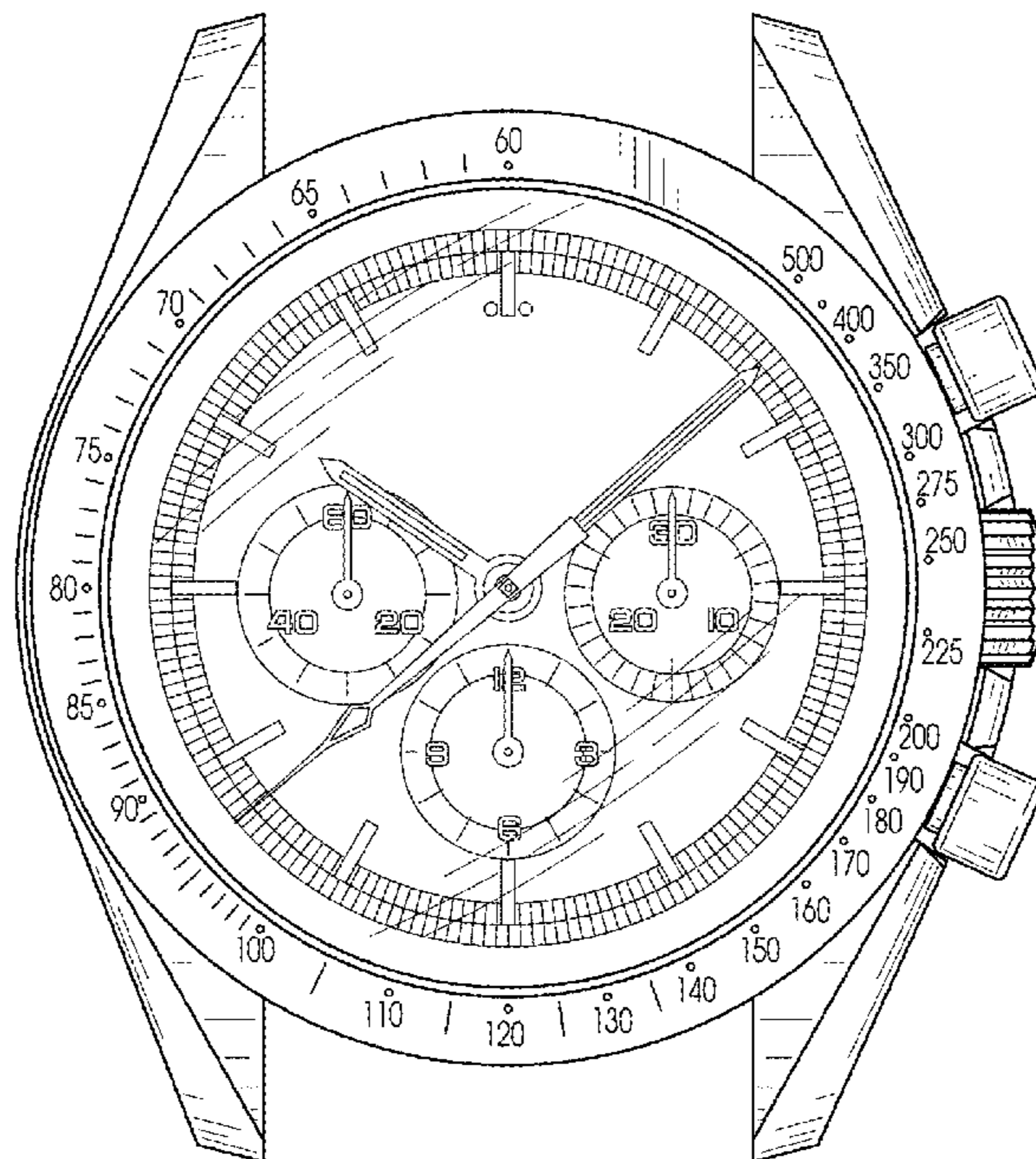
(57) **CLAIM**

The ornamental design for a watch, as shown and described.

DESCRIPTION

FIG. 1 is a front right perspective view of a watch showing my new design;
FIG. 2 is a front view thereof;
FIG. 3 is a rear view thereof;
FIG. 4 is a left side view thereof;
FIG. 5 is a right side view thereof;
FIG. 6 is a top view thereof; and,
FIG. 7 is a bottom view thereof.
The portions of the watch shown in broken lines form no part of the claimed design.

1 Claim, 5 Drawing Sheets



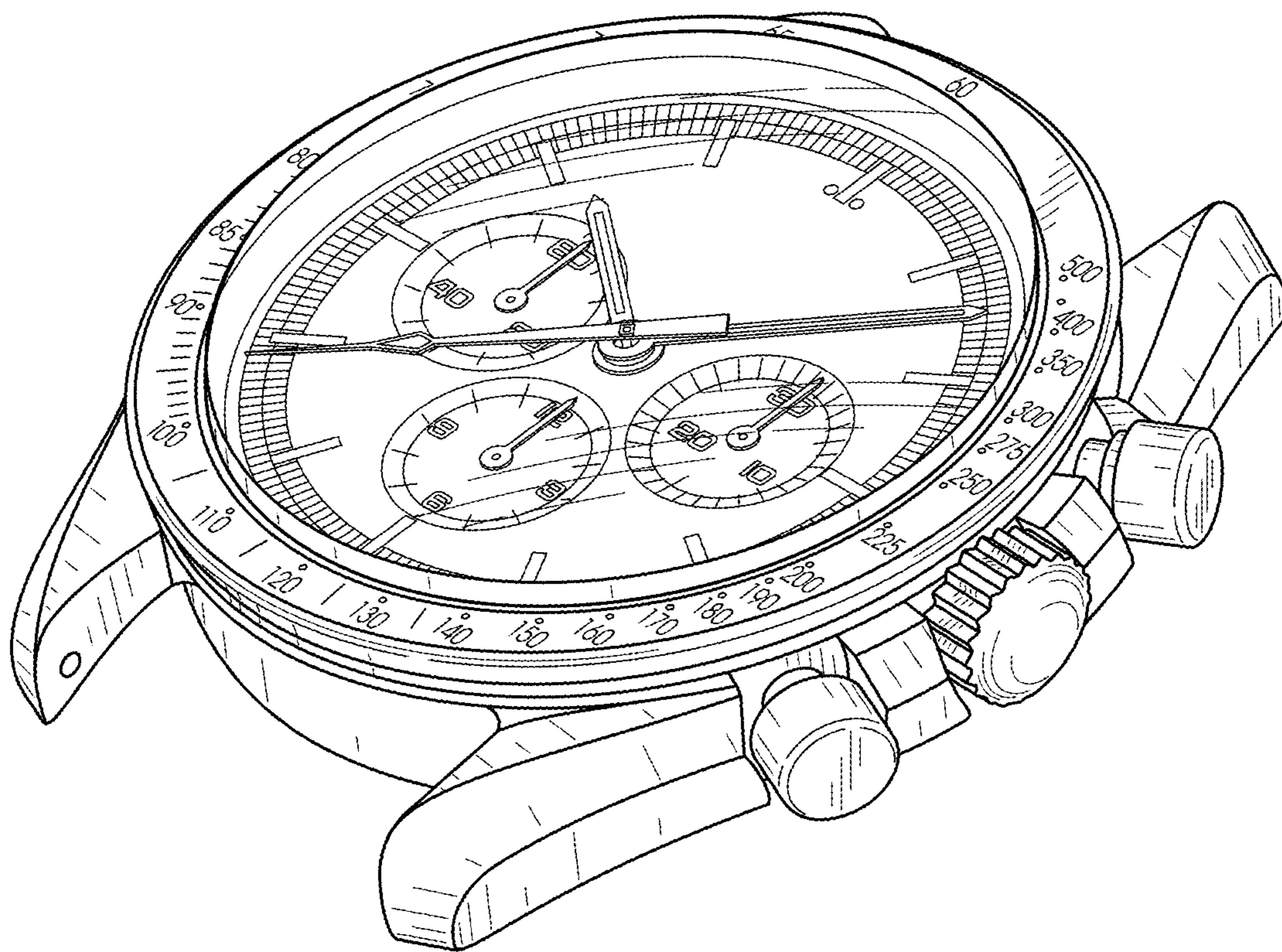


FIG. 1

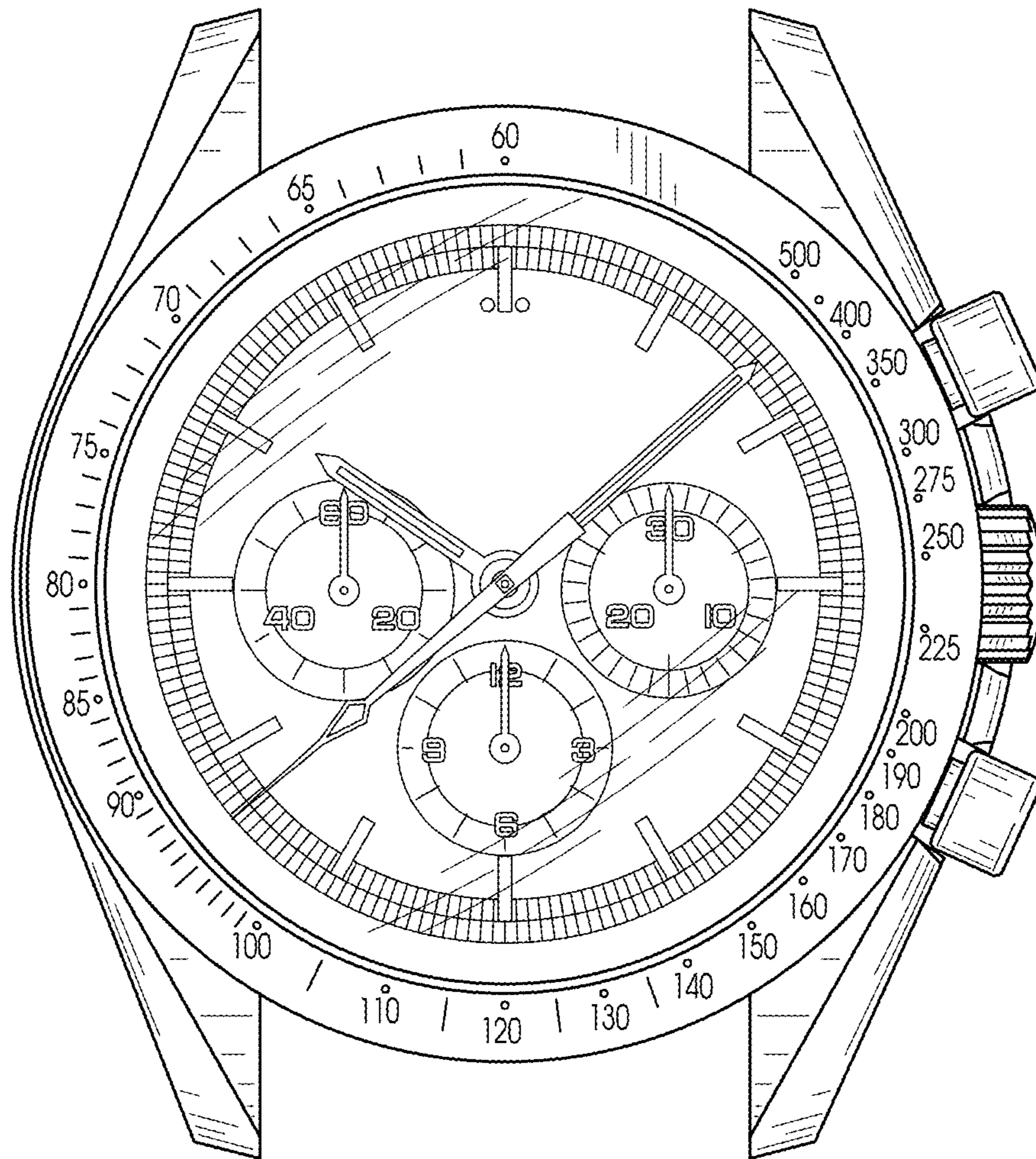


FIG. 2

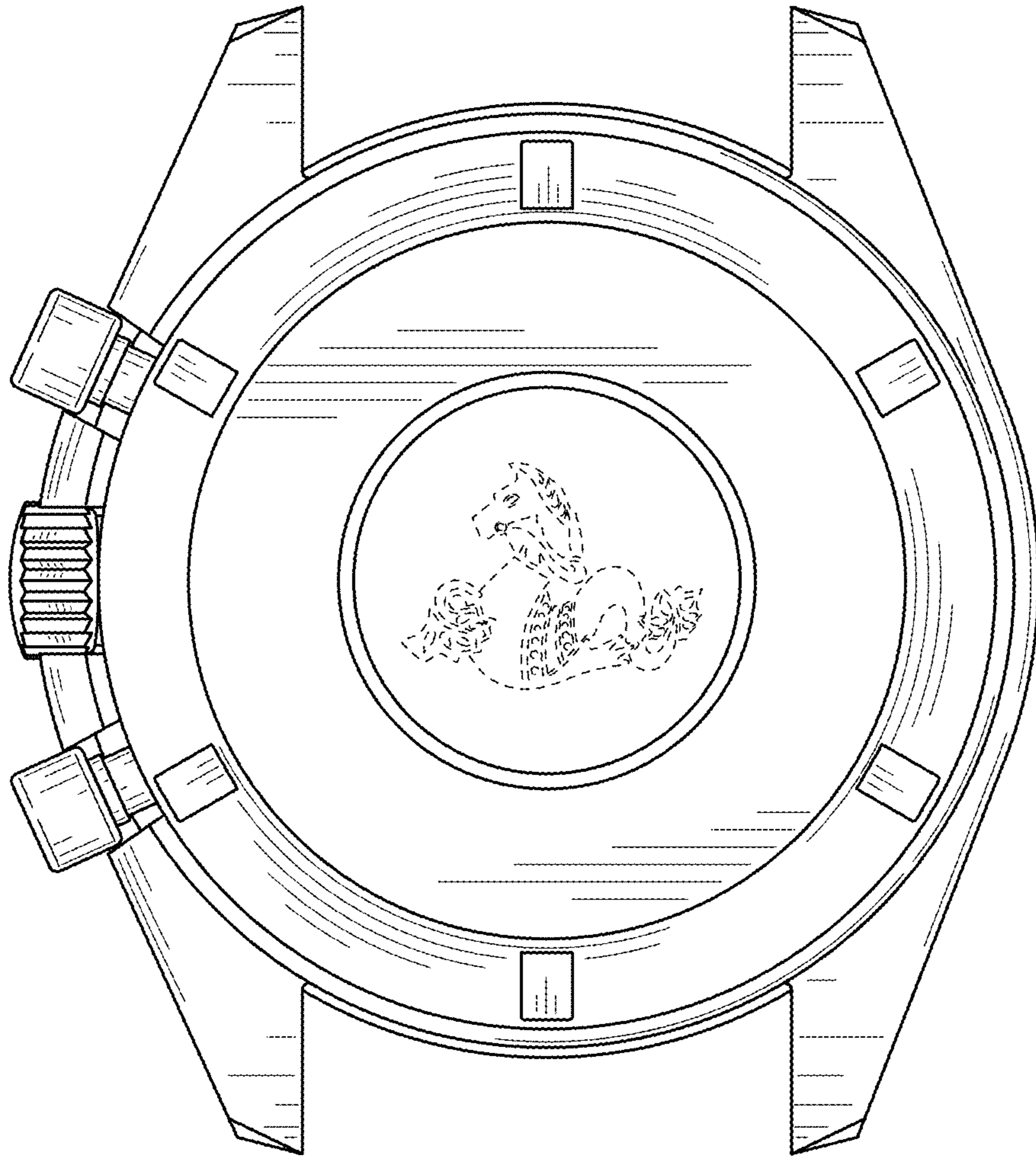


FIG. 3

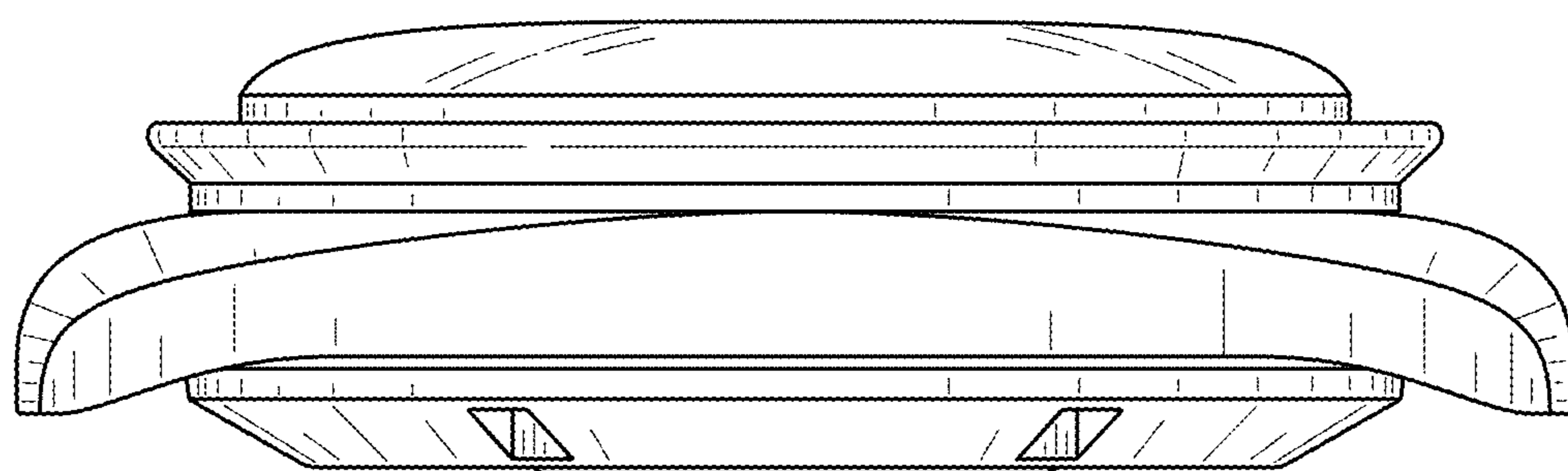


FIG. 4




FIG. 5

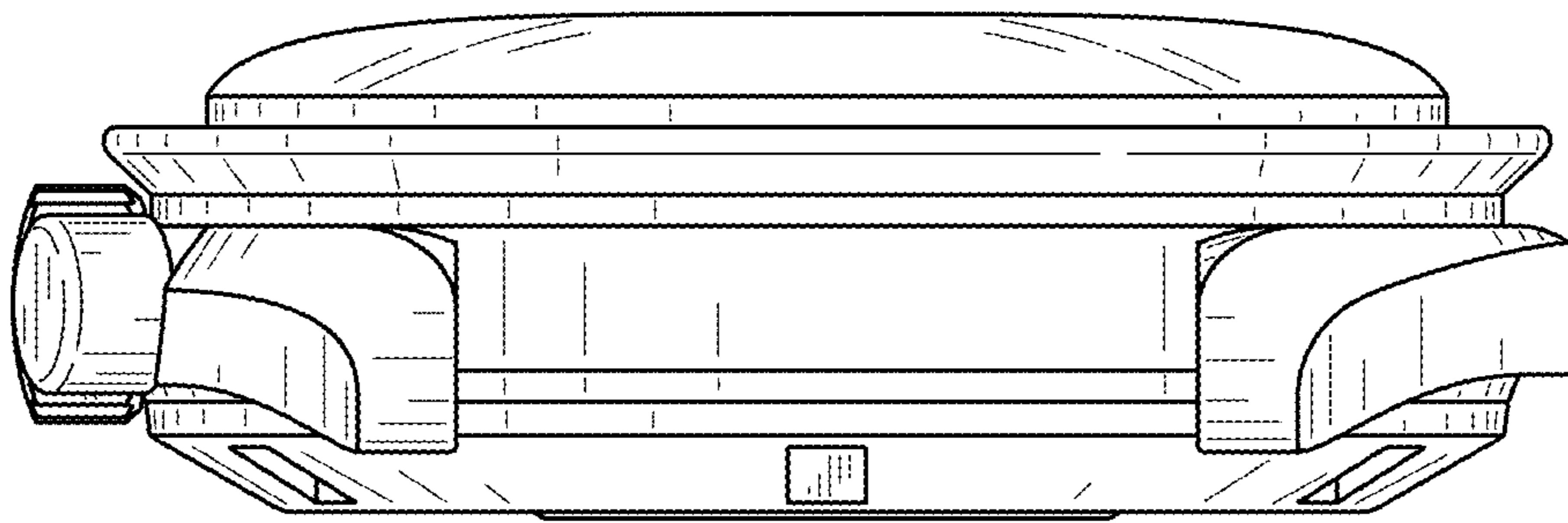


FIG. 6

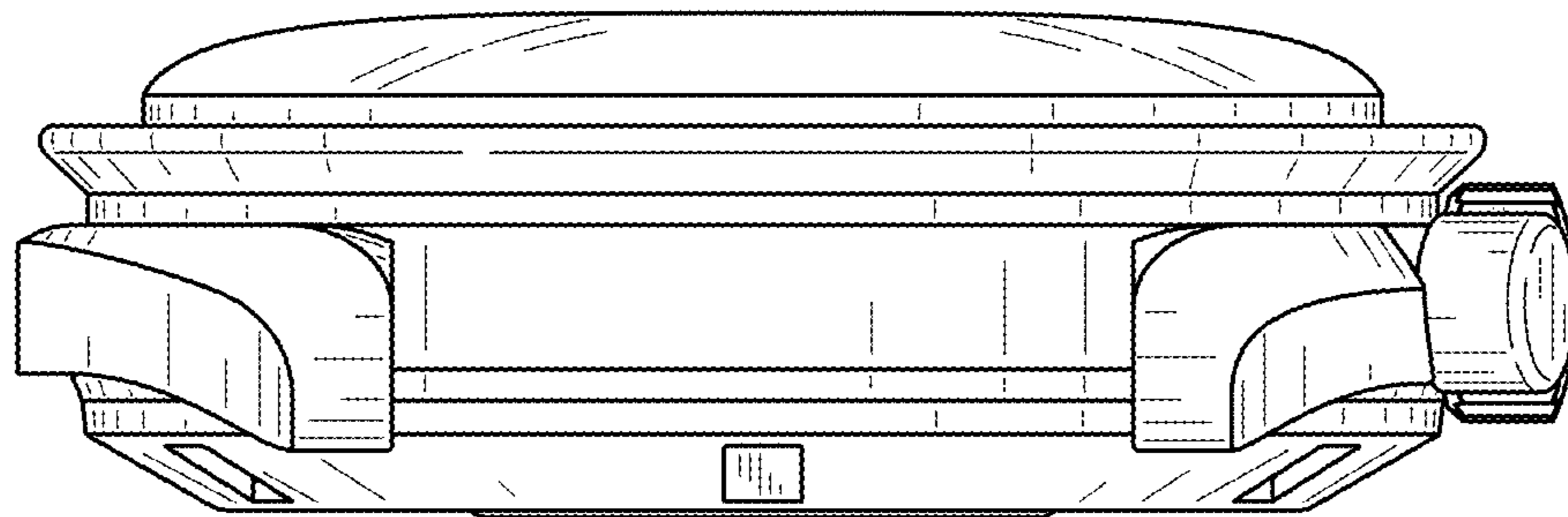


FIG. 7