



US00D736644S

(12) **United States Design Patent**
Hamilton

(10) **Patent No.:** **US D736,644 S**

(45) **Date of Patent:** **** Aug. 18, 2015**

(54) **BOTTLE**

(71) Applicant: **KLEAR SOLUTIONS**, Carson City,
NV (US)

(72) Inventor: **Patricia Hamilton**, Danville, CA (US)

(73) Assignee: **KLEAR SOLUTIONS**, Carson City,
NV (US)

(**) Term: **14 Years**

(21) Appl. No.: **29/455,626**

(22) Filed: **May 22, 2013**

(51) **LOC (10) Cl.** **09-01**

(52) **U.S. Cl.**
USPC **D9/648**; D9/600; D9/524; D9/526;
D27/162

(58) **Field of Classification Search**
USPC D9/600, 648, 500–505, 516, 519,
D9/544–548, 524–526; 215/381–384, 400;
D27/162; D7/509–511, 514–517;
206/457, 459.5, 527; 131/173, 210,
131/226

See application file for complete search history.

(56) **References Cited**

U.S. PATENT DOCUMENTS

D214,307 S * 6/1969 Vignelli D9/503
D244,473 S * 5/1977 Karl D27/162
D248,572 S * 7/1978 Graham D27/162
D248,671 S * 7/1978 Graham D27/162
D264,937 S * 6/1982 Groark D9/500

D268,009 S * 2/1983 Hirsh D9/504
D268,988 S * 5/1983 Hirsh D9/504
D349,780 S * 8/1994 Heine D27/162
D358,227 S * 5/1995 Heine D27/162
D381,116 S * 7/1997 Richards D27/162
D387,476 S * 12/1997 Chambers D27/162
5,908,031 A * 6/1999 Clark et al. 131/173
D442,327 S * 5/2001 Neason D27/162
D443,950 S * 6/2001 Neason D27/162
D539,154 S * 3/2007 Beach-Drummond D9/500
D602,358 S * 10/2009 Eisen D9/505
D606,407 S * 12/2009 Fadelli D9/504

* cited by examiner

Primary Examiner — Sandra Morris

(74) *Attorney, Agent, or Firm* — Gerald R Prettyman

(57) **CLAIM**

The ornamental design for a bottle, as shown and described.

DESCRIPTION

This application is related to co-pending application 29/453,035 filed Apr. 24, 2013, titled “Klear Solutions Bottle” and to co-pending application 29/453,063 filed Apr. 24, 2013, titled “Bottle” and to co-pending application 29/461,302 filed Jul. 22, 2013, titled “Bottle.”

FIG. 1 is a front view of a bottle, showing my new design.


FIG. 2 is a top view of a bottle, thereof; and,

FIG. 3 is a bottom view of a bottle, thereof.

The claimed bottle is used for storing cleaning fluids and cleaning small parts.

The broken lines in FIG. 3 are included for the purpose of illustrating a portion of the bottom that forms no part of the claimed design.

1 Claim, 3 Drawing Sheets



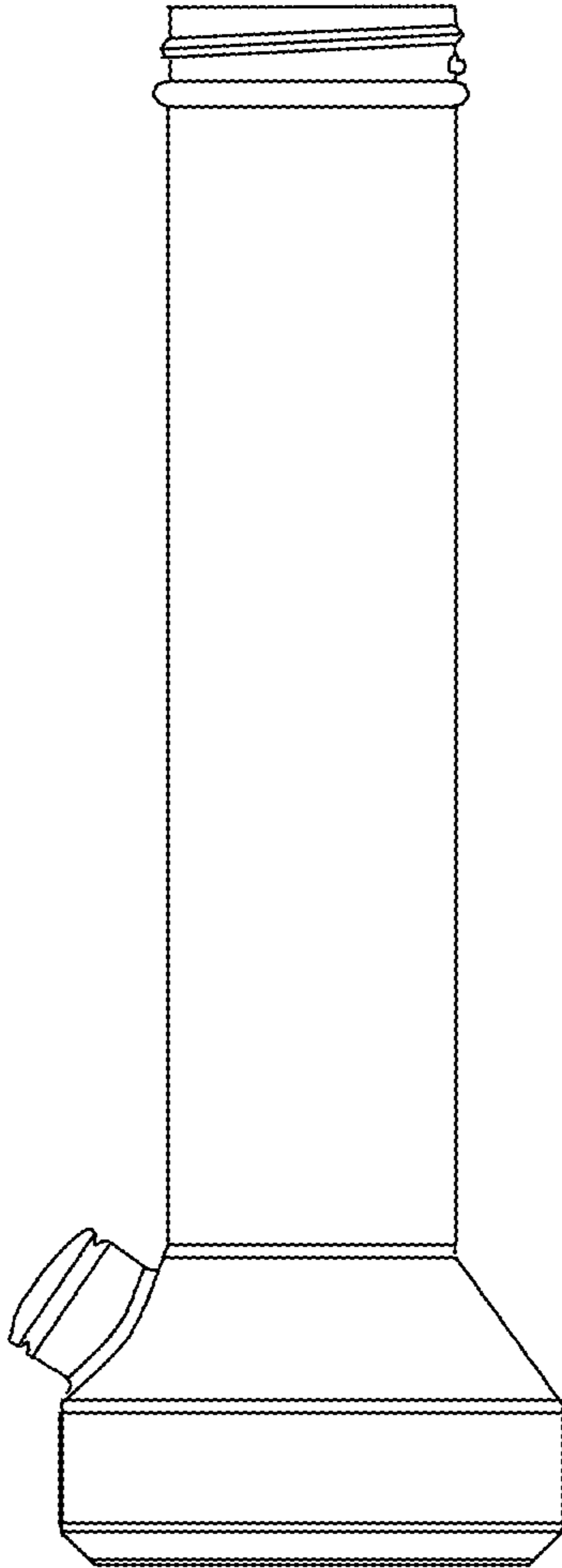


FIG. 1

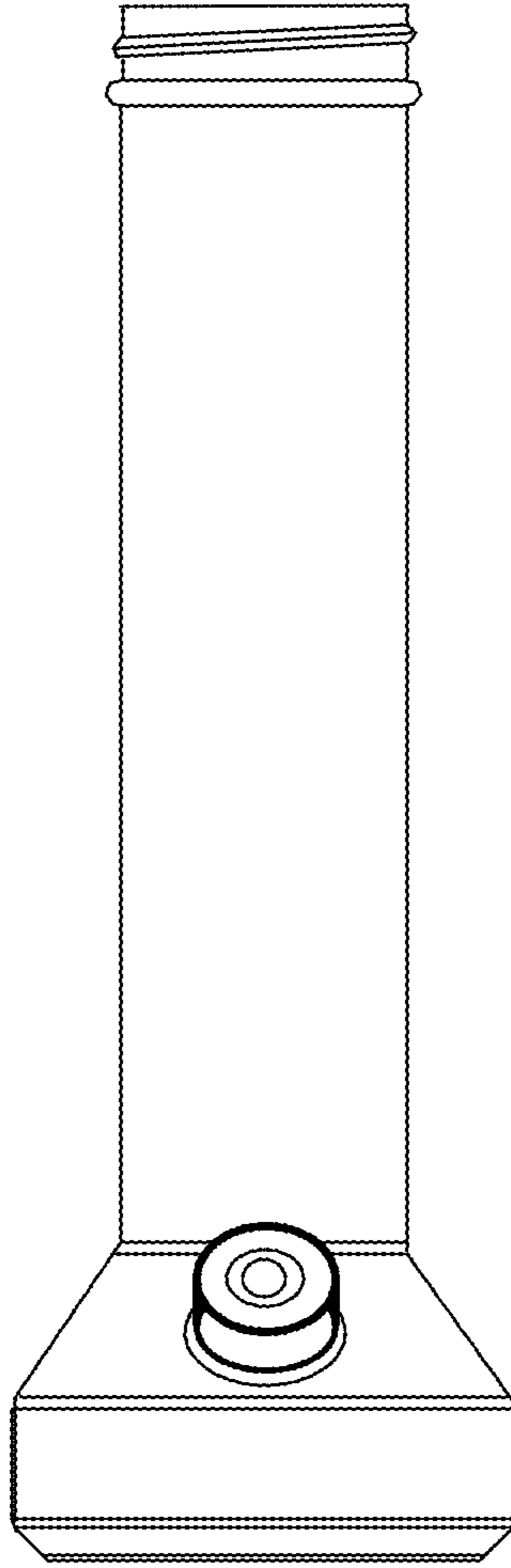


FIG. 2

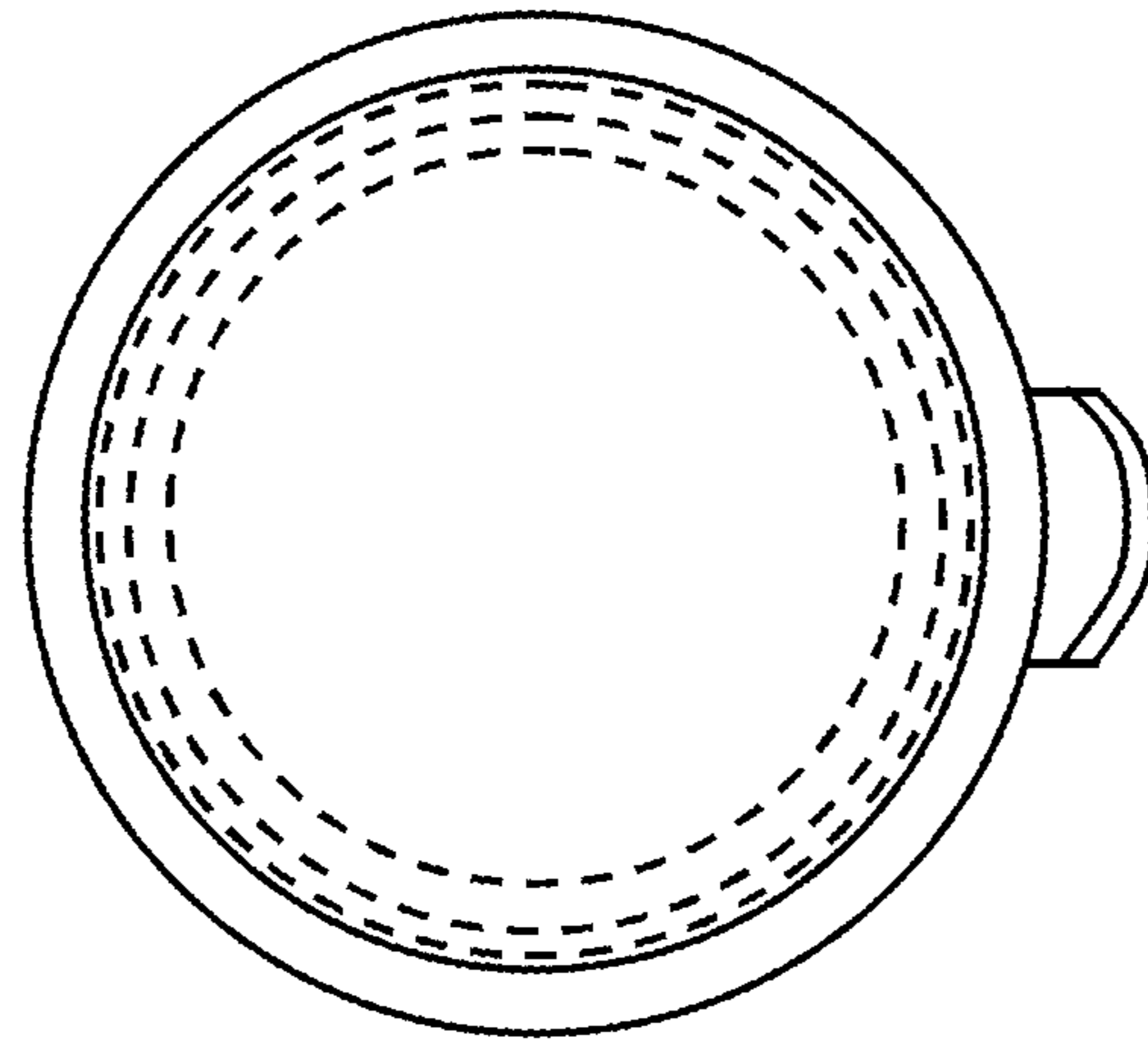


FIG. 3