



US00D736639S

(12) **United States Design Patent**  
**McCay et al.**

(10) **Patent No.:** **US D736,639 S**  
(45) **Date of Patent:** **\*\* Aug. 18, 2015**

(54) **BOTTLE**

(71) Applicant: **Conopco, Inc.**, Englewood Cliffs, NJ  
(US)

(72) Inventors: **James E. McCay**, Fairfield, CT (US);  
**James Troy Starkey**, Fairfield, CT (US)

(73) Assignee: **Conopco, Inc.**, Englewood Cliffs, NJ  
(US)

(\*\*) Term: **14 Years**

(21) Appl. No.: **29/444,293**

(22) Filed: **Jan. 29, 2013**

(51) **LOC (10) Cl.** ..... **09-01**

(52) **U.S. Cl.**  
USPC ..... **D9/552**

(58) **Field of Classification Search**

USPC ..... D9/434-435, 447, 449, 454, 516, 521,  
D9/529, 530, 549, 552, 565, 571, 682, 686,  
D9/688-691, 693, 715, 719; D23/366;  
215/379, 381-383; 220/660, 669, 675  
CPC ..... B65D 1/00; B65D 1/02; B65D 1/0223;  
B65D 23/00; B65D 81/00; B65D 83/00;  
B65D 2501/00; B65D 2501/0009; B65D  
2501/0081

See application file for complete search history.

(56) **References Cited**

**U.S. PATENT DOCUMENTS**

D185,526 S \* 6/1959 Alvey ..... D9/542  
D201,315 S \* 6/1965 Koenisberg ..... D9/552

D398,244 S \* 9/1998 Bertolini et al. .... D9/565  
D400,800 S \* 11/1998 Bertolini et al. .... D9/565  
D429,649 S \* 8/2000 Kotyuk ..... D9/552  
D449,229 S \* 10/2001 Mohary et al. .... D9/558  
D530,618 S \* 10/2006 Estabrook et al. .... D9/551  
D536,987 S \* 2/2007 Estabrook et al. .... D9/551  
D589,810 S \* 4/2009 van der Krogt et al. .... D9/529  
D608,212 S \* 1/2010 Weyland et al. .... D9/564

**OTHER PUBLICATIONS**

Prior Commercial Products, Jan. 22, 2013, 1 p.

\* cited by examiner

*Primary Examiner* — Dana L Meyrow

(74) *Attorney, Agent, or Firm* — Ellen Plotkin

(57) **CLAIM**

An ornamental design for a bottle, as shown and described.

**DESCRIPTION**

FIG. 1 is a top perspective view of a bottle showing our new design.

FIG. 2 is a left side elevation view thereof, the right side being identical except for the thread on pour spout of the bottle;

FIG. 3 is a back view thereof;

FIG. 4 is a front view thereof;

FIG. 5 is a top plan view thereof; and,

FIG. 6 is a bottom plan view thereof.

The broken lines are directed to environment and are for illustrative purposes only.

The broken lines form no part of the claimed design.

**1 Claim, 4 Drawing Sheets**




FIG. 1



FIG. 2





FIG. 3




FIG. 4




FIG. 5

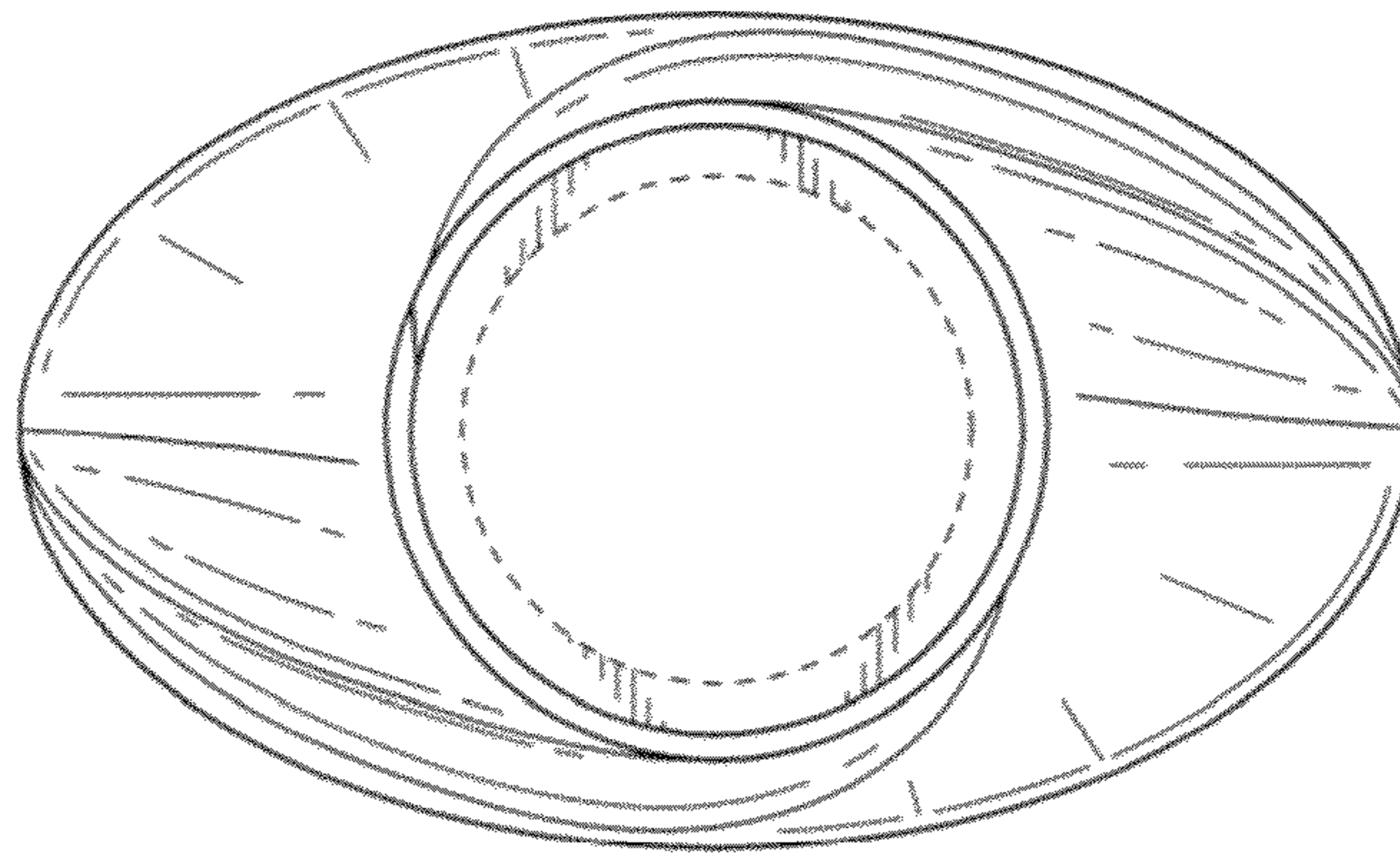


FIG. 6

