



US00D736591S

(12) **United States Design Patent**
Groleski et al.

(10) **Patent No.:** **US D736,591 S**

(45) **Date of Patent:** **** Aug. 18, 2015**

- (54) **CAMELOT LOCK ESCUTCHEON**
- (71) Applicant: **Schlage Lock Company LLC**,
Indianapolis, IN (US)
- (72) Inventors: **Autumn A. Groleski**, Noblesville, IN
(US); **Aida Kim Nishida Watson**,
Noblesville, IN (US); **Rockwood T.**
Roberts, III, Carmel, IN (US)
- (73) Assignee: **Schlage Lock Company LLC**,
Indianapolis, IN (US)
- (**) Term: **14 Years**
- (21) Appl. No.: **29/495,515**
- (22) Filed: **Jul. 1, 2014**
- (51) **LOC (10) Cl.** **08-07**
- (52) **U.S. Cl.**
USPC **D8/330; D8/350**
- (58) **Field of Classification Search**
USPC D8/330, 331, 334, 300, 301, 302, 350,
D8/346; 70/14, 20-22, 57, 57.1, 284-286,
70/314, DIG. 44, 271, 277, 278.1, 278.4,
70/450; 340/5.21, 5.54, 5.65, 5.73, 5.81,
340/5.85; 292/347, 357, DIG. 37
See application file for complete search history.

D552,967 S *	10/2007	Roberts et al.	D8/350
D552,968 S *	10/2007	Roberts et al.	D8/350
D553,953 S *	10/2007	Roberts et al.	D8/350
D579,312 S *	10/2008	Veltz	D8/330
D588,439 S *	3/2009	Lin et al.	D8/350
D592,936 S *	5/2009	Douglas et al.	D8/350
D630,929 S *	1/2011	Downey	D8/331
D637,064 S *	5/2011	Singtoroj	D8/350
D637,472 S *	5/2011	Singtoroj et al.	D8/330
D637,474 S *	5/2011	Schneider et al.	D8/350
D639,135 S *	6/2011	Doucet et al.	D8/330
D645,726 S *	9/2011	Lu et al.	D8/330
8,141,400 B2 *	3/2012	Sorensen et al.	70/279.1
D682,656 S *	5/2013	Cramer et al.	D8/331
D682,657 S *	5/2013	Roberts, III	D8/331
D682,658 S *	5/2013	Cramer et al.	D8/331
D699,096 S *	2/2014	Chan et al.	D8/350

* cited by examiner

Primary Examiner — Mark Goodwin

(74) *Attorney, Agent, or Firm* — Taft Stettinius & Hollister
LLP

(57) **CLAIM**

The ornamental design for a camelot lock escutcheon, as shown and described.

DESCRIPTION

FIG. 1 is a upper-left front perspective view of the camelot lock escutcheon.

FIG. 2 is a lower-left front perspective view of the camelot lock escutcheon.

FIG. 3 is a front view of the camelot lock escutcheon.

FIG. 4 is a left side view of the camelot lock escutcheon.

FIG. 5 is a top view of the camelot lock escutcheon; and,

FIG. 6 is a bottom view of the camelot lock escutcheon.

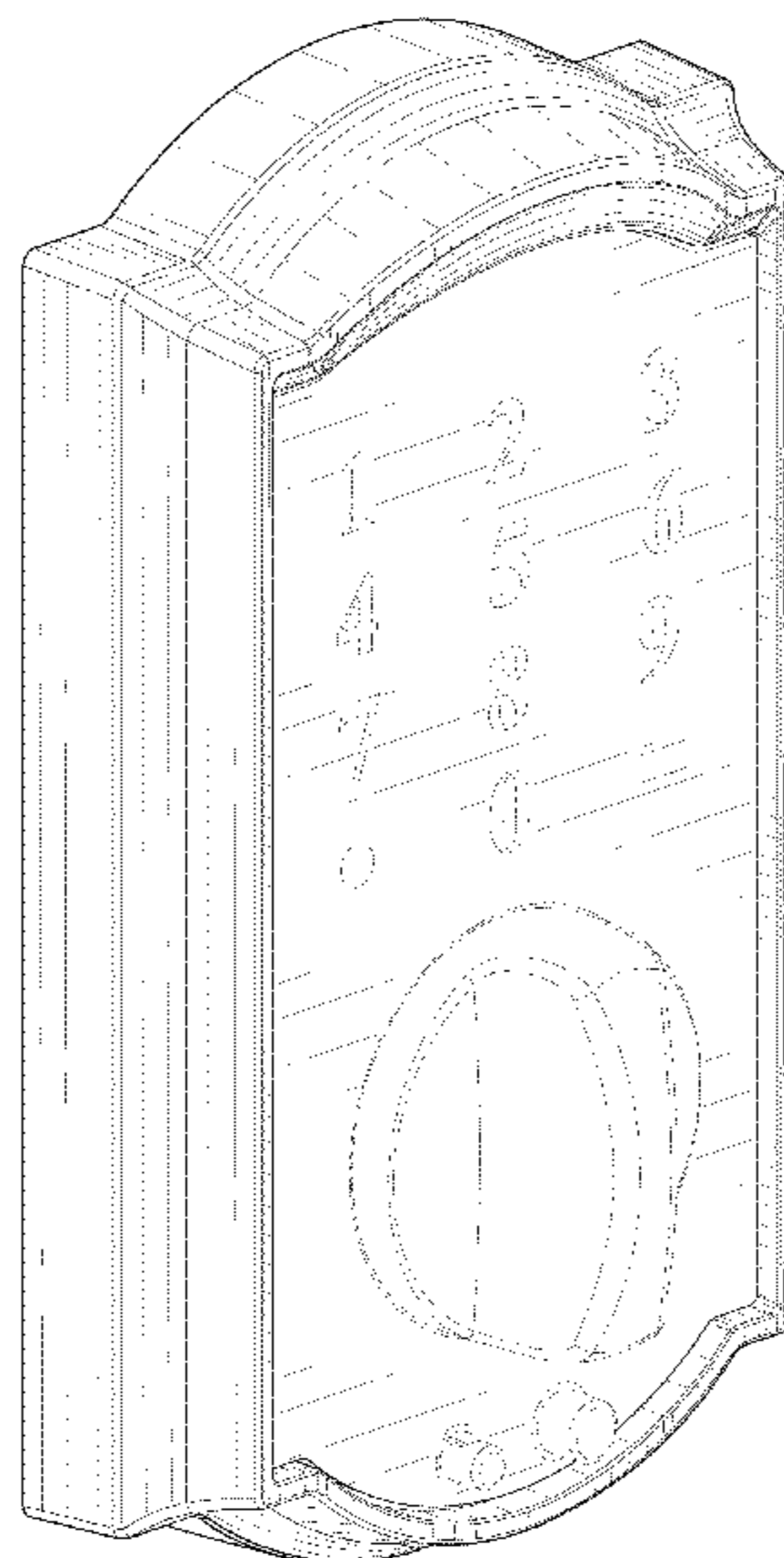
The broken lines are for the purpose of showing exemplary indicia and hardware associated with the camelot lock escutcheon, and they form no part of the claimed design.

1 Claim, 3 Drawing Sheets

(56) **References Cited**

U.S. PATENT DOCUMENTS

D243,920 S *	4/1977	Fine	D8/350
D271,374 S *	11/1983	Butts	D8/353
5,083,122 A *	1/1992	Clark	340/5.22
D362,380 S *	9/1995	Ellis et al.	D8/301
D471,079 S *	3/2003	Ellis et al.	D8/350
D471,786 S *	3/2003	Ellis et al.	D8/350
D472,130 S *	3/2003	Ellis et al.	D8/350
D474,103 S *	5/2003	Kaiser et al.	D8/350
D552,966 S *	10/2007	Roberts et al.	D8/350






Fig. 1

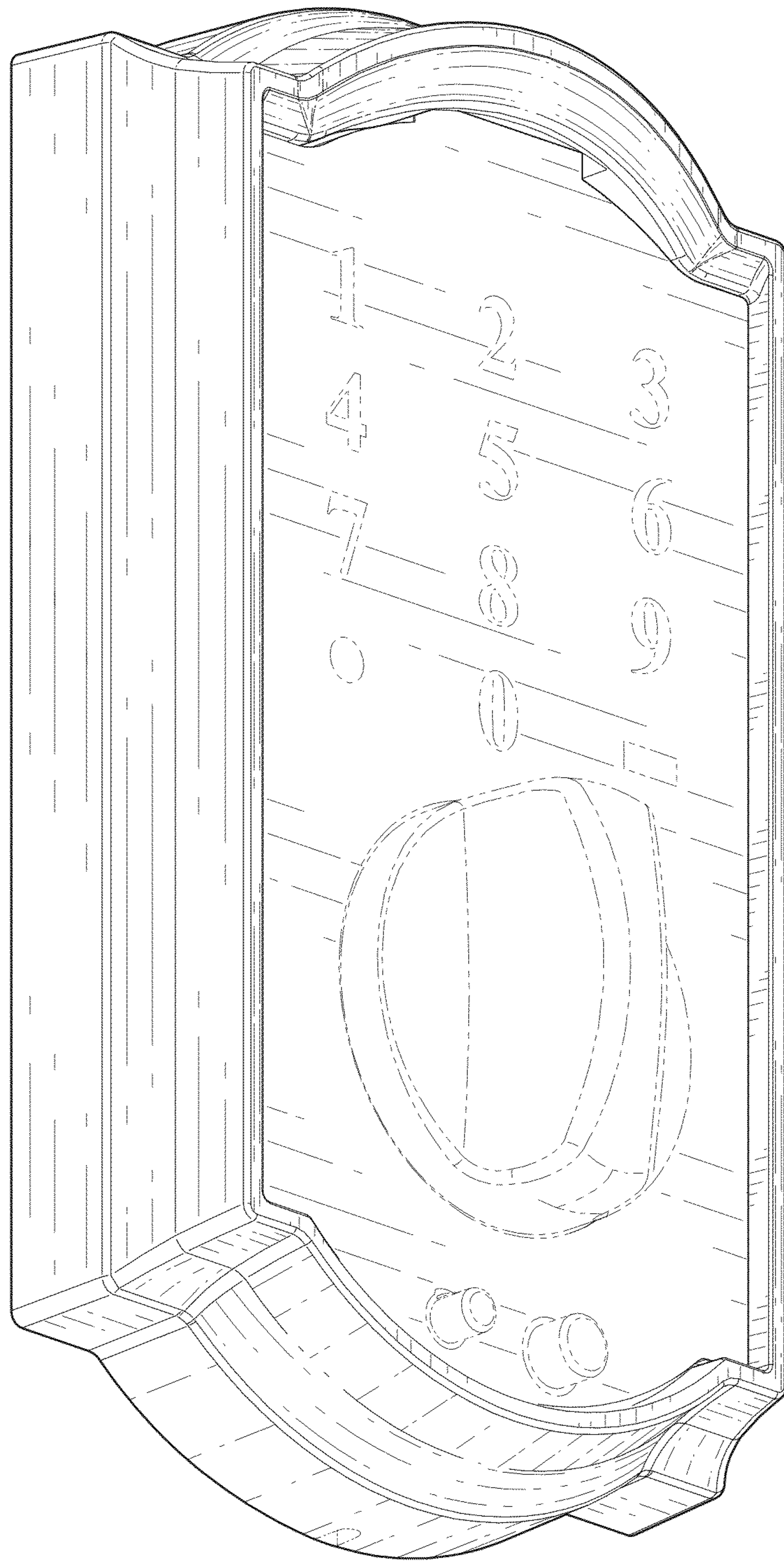


Fig. 2

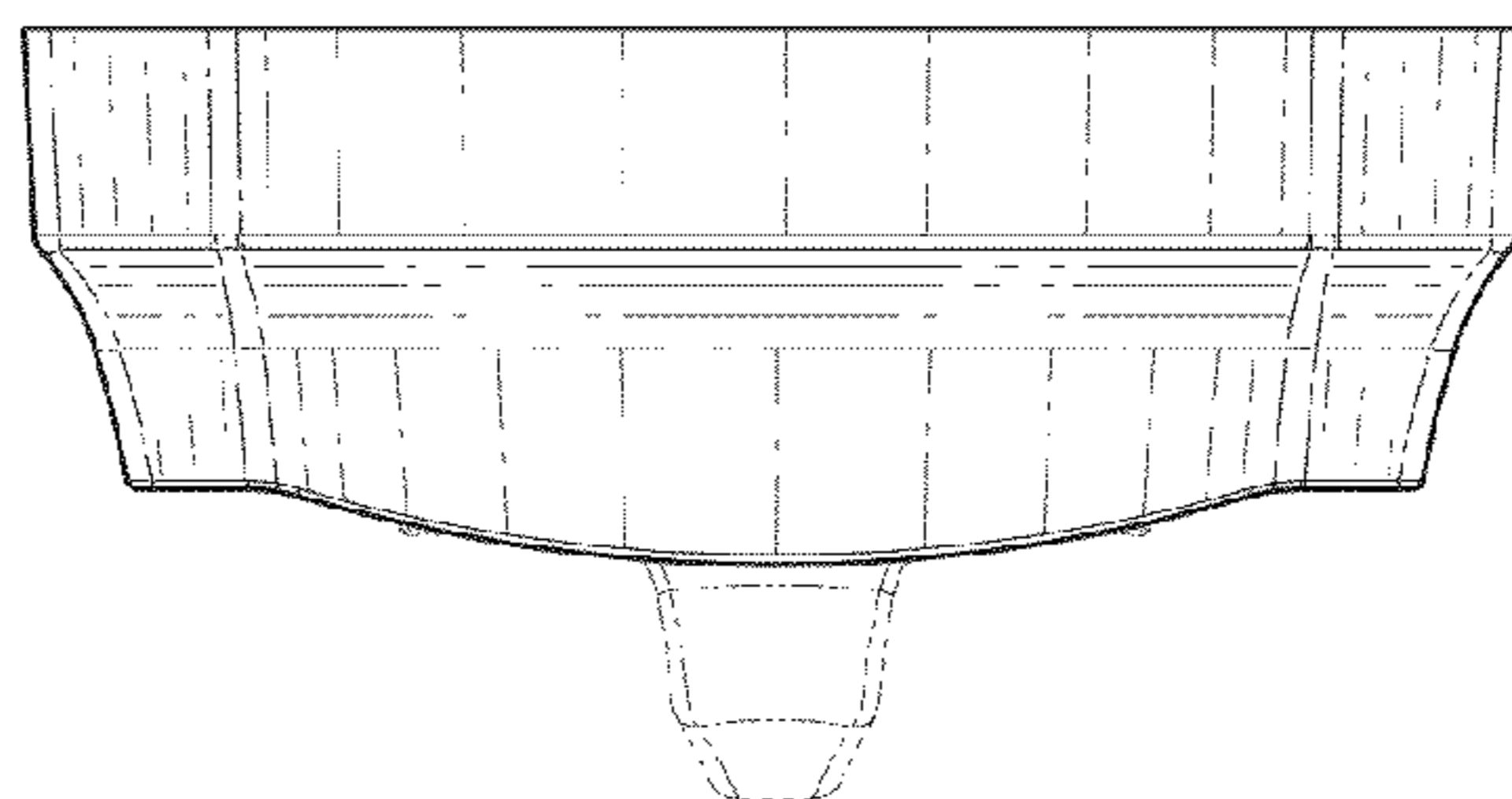


Fig. 5

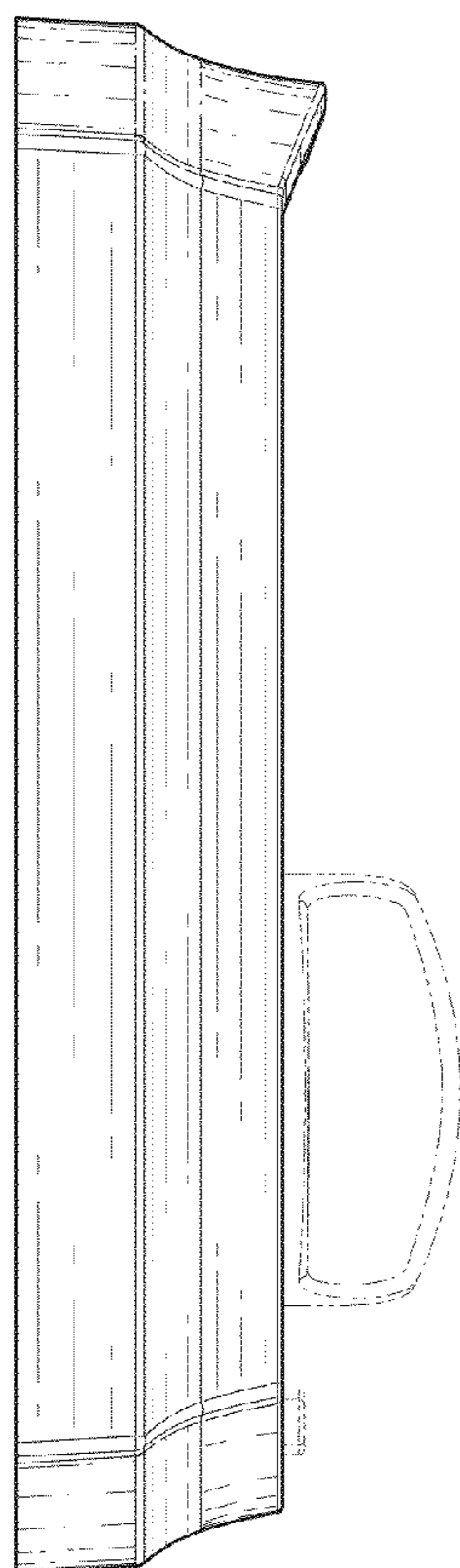


Fig. 4

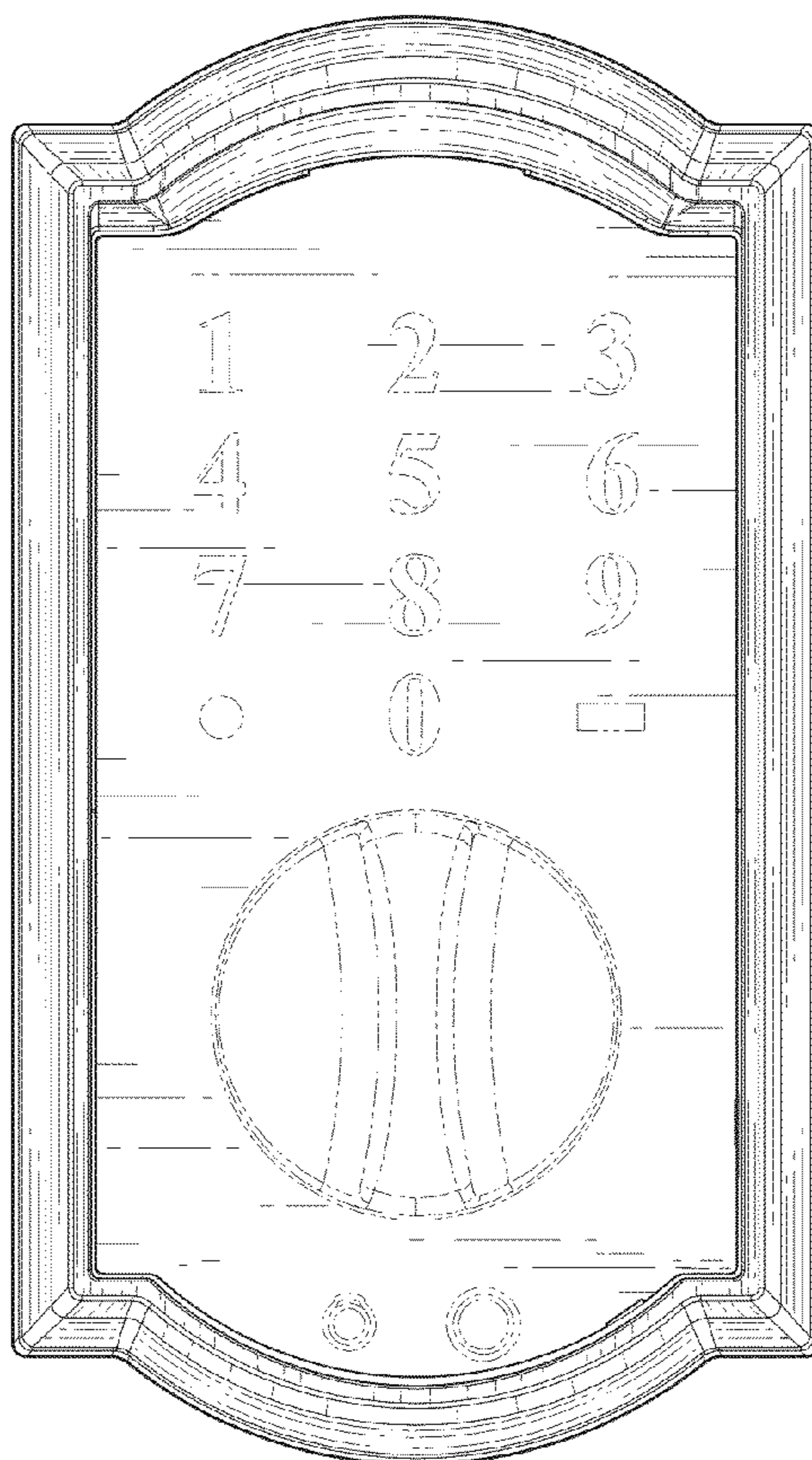


Fig. 3

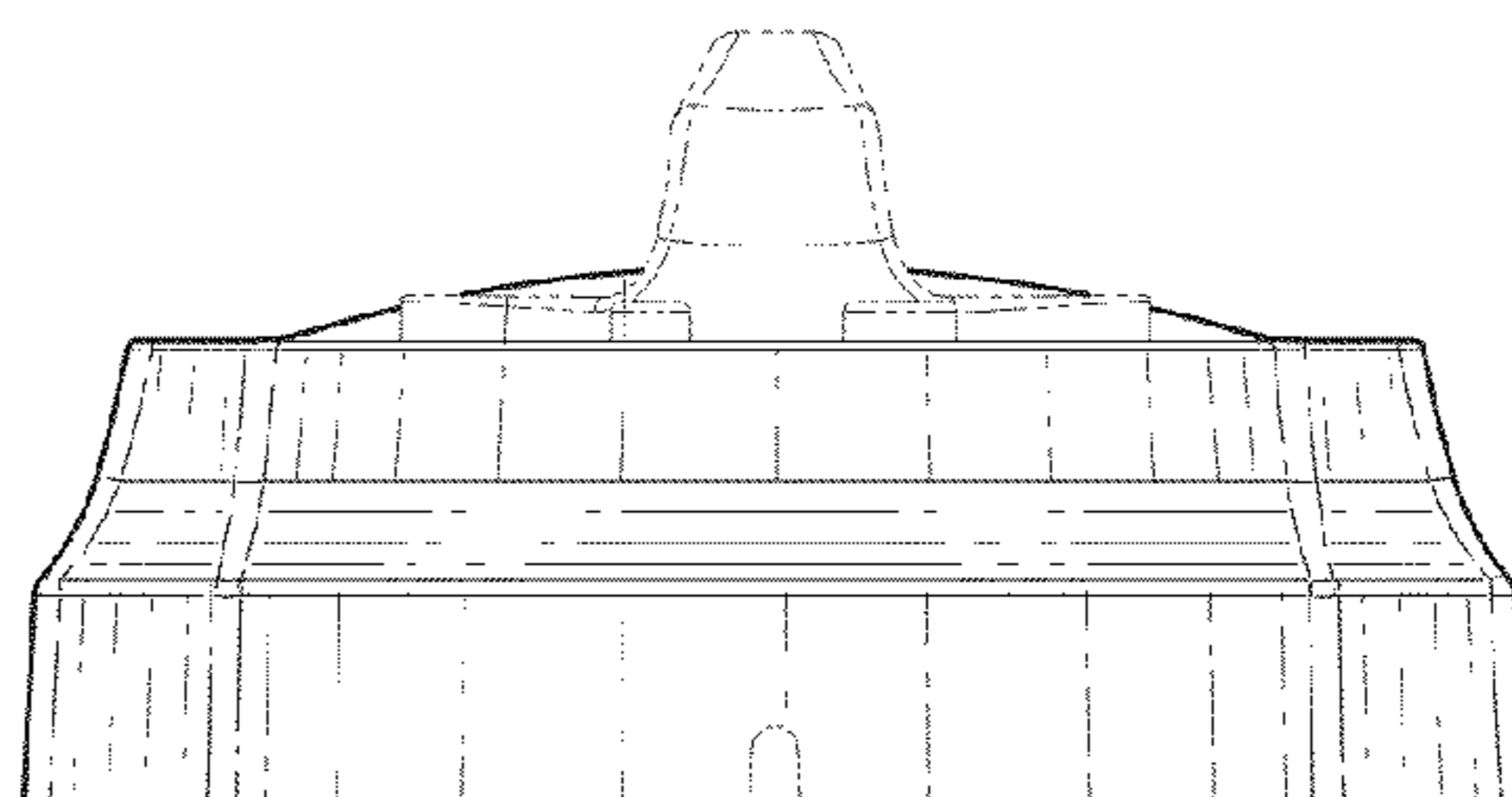


Fig. 6