



US00D736590S

(12) **United States Design Patent**
Roberts, III et al.

(10) **Patent No.:** **US D736,590 S**

(45) **Date of Patent:** **** Aug. 18, 2015**

- (54) **CENTURY LOCK ESCUTCHEON**
- (71) Applicant: **Schlage Lock Company LLC**,
Indianapolis, IN (US)
- (72) Inventors: **Rockwood T. Roberts, III**, Carmel, IN
(US); **Aida Kim Nishida Watson**,
Noblesville, IN (US)
- (73) Assignee: **Schlage Lock Company LLC**,
Indianapolis, IN (US)
- (**) Term: **14 Years**
- (21) Appl. No.: **29/495,511**
- (22) Filed: **Jul. 1, 2014**
- (51) **LOC (10) Cl.** **08-07**
- (52) **U.S. Cl.**
USPC **D8/330; D8/350**
- (58) **Field of Classification Search**
USPC D8/330, 331, 334, 300, 301, 302, 350,
D8/346; 70/14, 20-22, 57, 57.1, 284-286,
70/314, DIG. 44, 271, 277, 278.1, 278.4,
70/450; 340/5.21, 5.54, 5.65, 5.73, 5.81,
340/5.85; 292/347, 357, DIG. 37
See application file for complete search history.

D552,966 S *	10/2007	Roberts et al.	D8/350
D552,967 S *	10/2007	Roberts et al.	D8/350
D552,968 S *	10/2007	Roberts et al.	D8/350
D553,953 S *	10/2007	Roberts et al.	D8/350
D579,312 S *	10/2008	Veltz	D8/330
D588,439 S *	3/2009	Lin et al.	D8/350
D592,936 S *	5/2009	Douglas et al.	D8/350
D630,929 S *	1/2011	Downey	D8/331
D637,064 S *	5/2011	Singtoroj	D8/350
D637,472 S *	5/2011	Singtoroj et al.	D8/350
D639,135 S *	6/2011	Doucet et al.	D8/330
D645,726 S *	9/2011	Lu et al.	D8/330
8,141,400 B2 *	3/2012	Sorensen et al.	70/279.1
D682,656 S *	5/2013	Cramer et al.	D8/331
D682,657 S *	5/2013	Roberts, III	D8/331
D682,658 S *	5/2013	Cramer et al.	D8/331
D699,096 S *	2/2014	Chan et al.	D8/350

* cited by examiner

Primary Examiner — Mark Goodwin

(74) *Attorney, Agent, or Firm* — Taft Stettinius & Hollister LLP

(57) **CLAIM**

The ornamental design for a century lock escutcheon, as shown and described.

DESCRIPTION

FIG. 1 is an upper-right front perspective view of the century lock escutcheon.

FIG. 2 is a front view of the century lock escutcheon.

FIG. 3 is a top view of the century lock escutcheon.

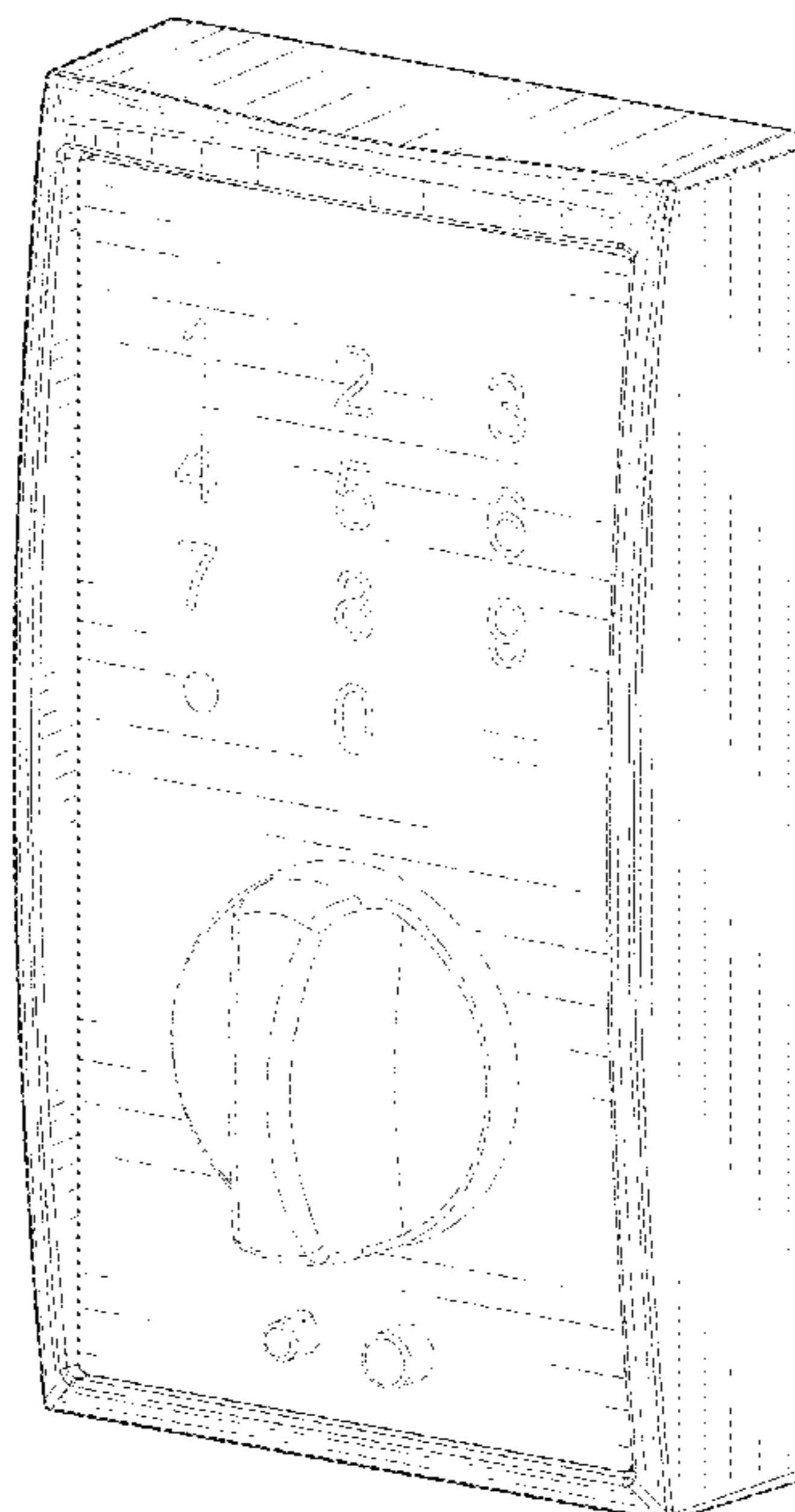
FIG. 4 is a left side view of the century lock escutcheon; and, FIG. 5 is a bottom view of the century lock escutcheon.

The broken lines are for the purpose of showing exemplary indicia and hardware associated with the century lock escutcheon, and they form no part of the claimed design.

1 Claim, 2 Drawing Sheets

(56) **References Cited**
U.S. PATENT DOCUMENTS

D243,920 S *	4/1977	Fine	D8/350
D271,374 S *	11/1983	Butts	D8/353
5,083,122 A *	1/1992	Clark	340/5.22
D362,380 S *	9/1995	Ellis et al.	D8/301
D471,079 S *	3/2003	Ellis et al.	D8/350
D471,786 S *	3/2003	Ellis et al.	D8/350
D472,130 S *	3/2003	Ellis et al.	D8/350
D474,103 S *	5/2003	Kaiser et al.	D8/350



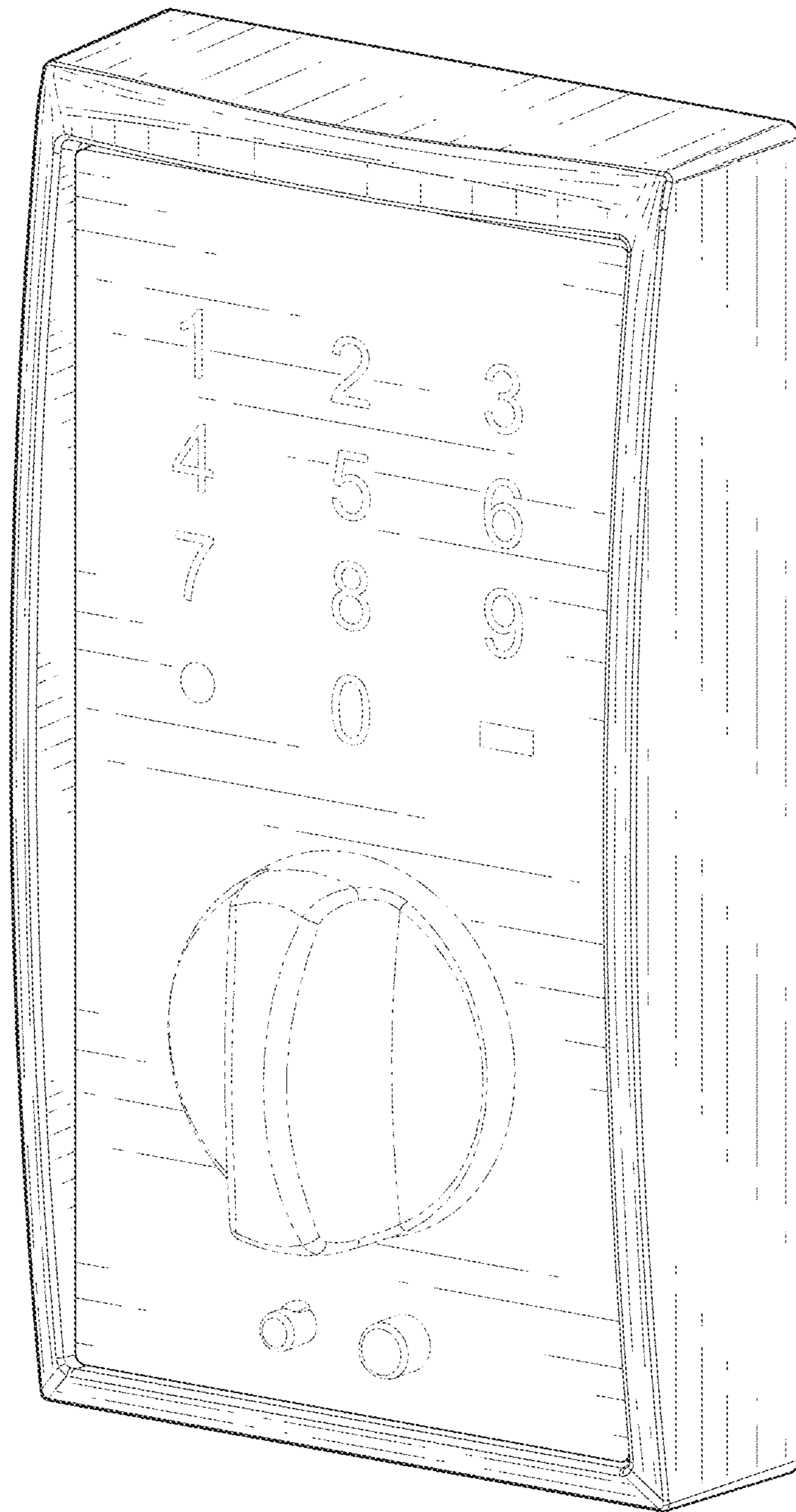


Fig. 1

Fig. 3

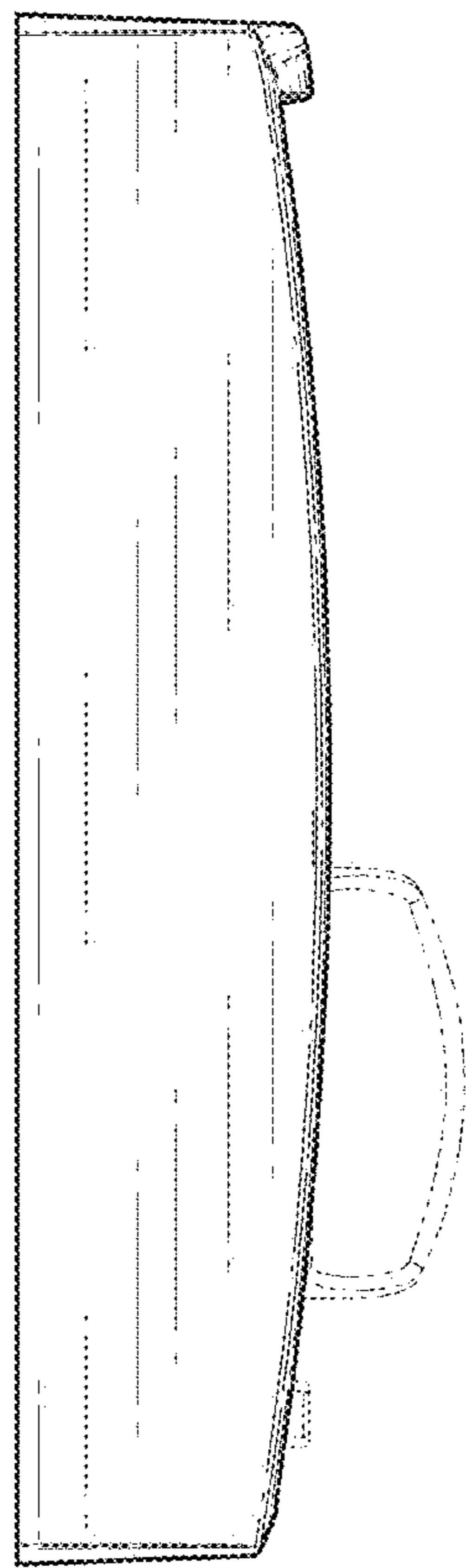
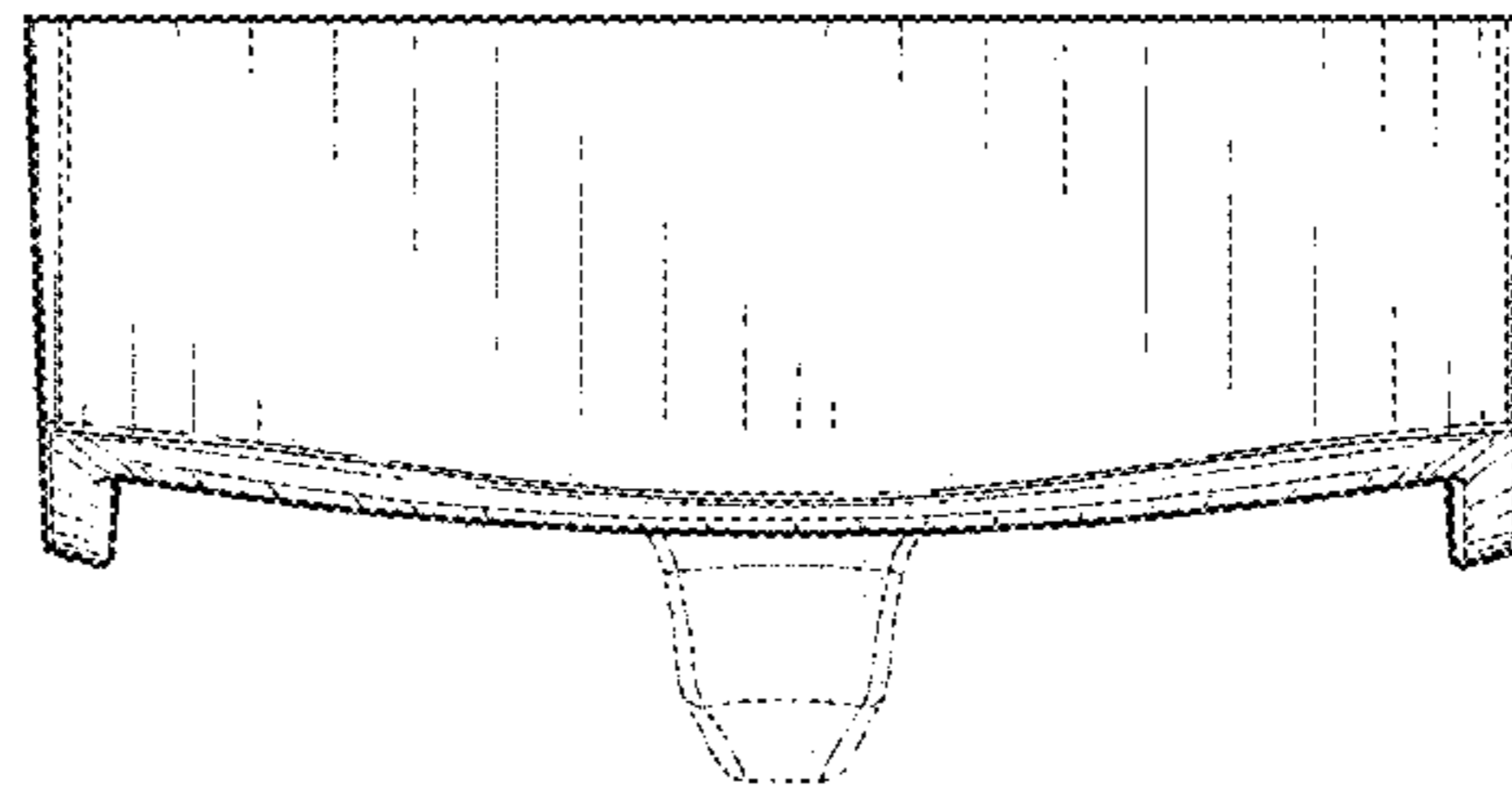


Fig. 4

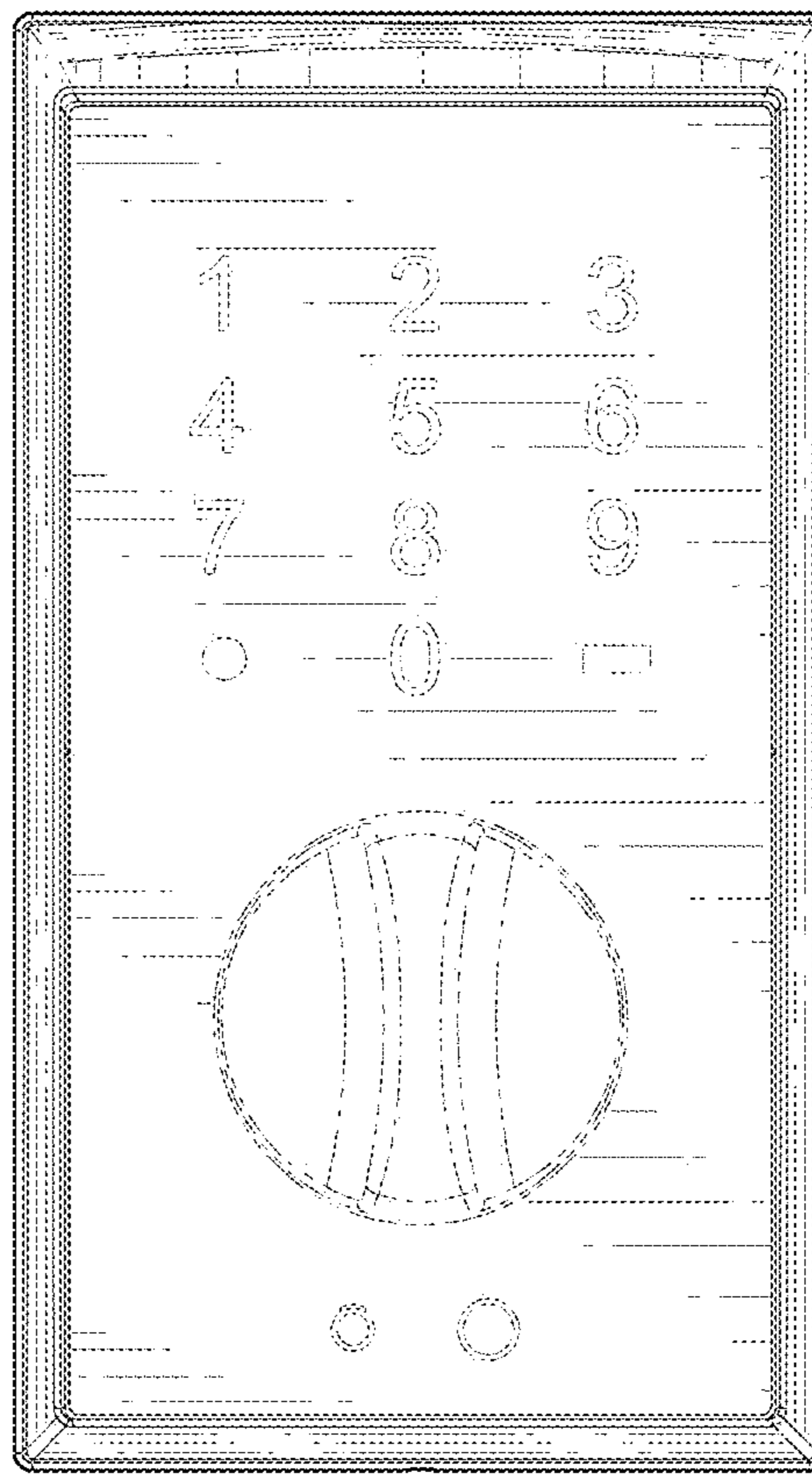


Fig. 2

Fig. 5

