

US00D736582S

(12) **United States Design Patent**  
**Dietsche**

(10) **Patent No.:** **US D736,582 S**

(45) **Date of Patent:** **\*\* Aug. 18, 2015**

(54) **HAMMER DRILL DUST EXTRACTOR**

(71) Applicant: **Robert Bosch GmbH**, Stuttgart (DE)

(72) Inventor: **Daniel Dietsche**, Esslingen Am Neckar (DE)

(73) Assignee: **Robert Bosch GmbH**, Stuttgart (DE)

(\*\*) Term: **14 Years**

(21) Appl. No.: **29/503,046**

(22) Filed: **Sep. 23, 2014**

(30) **Foreign Application Priority Data**

Mar. 28, 2014 (EM) ..... 002435735

(51) **LOC (10) Cl.** ..... **08-03**

(52) **U.S. Cl.**  
USPC ..... **D8/70**

(58) **Field of Classification Search**

USPC ..... D8/14.1, 61-70; 81/429, 454-456, 469, 81/489; 173/104, 114, 168-171, 178, 201, 173/211, 213, 217; 408/20, 124, 125, 234; 388/809

CPC ..... B23Q 11/00; B23Q 11/0046; F16D 21/00  
See application file for complete search history.

(56) **References Cited**

**U.S. PATENT DOCUMENTS**

4,281,457	A *	8/1981	Walton, II	30/124
4,361,957	A *	12/1982	Krotz et al.	30/124
5,129,467	A *	7/1992	Watanabe et al.	173/75
6,615,930	B2 *	9/2003	Bongers-Ambrosius et al.	173/198
6,802,766	B2 *	10/2004	Liu	451/451
6,857,191	B2 *	2/2005	Whited	30/124
D513,161	S *	12/2005	Chilton	D8/70
D593,389	S *	6/2009	Clayton	D8/70
D677,545	S *	3/2013	Sell	D8/70

D677,547	S *	3/2013	Rosenau et al.	D8/70
D678,028	S *	3/2013	Rosenau et al.	D8/70
D719,806	S *	12/2014	Wiedemann	D8/70
2013/0213683	A1 *	8/2013	Brewster et al.	173/198

**OTHER PUBLICATIONS**

Johnson, Benjamin. "DeWalt Dust Extractor for SDS Rotary Hammers." Tool Monger., Aug. 26, 2010 [online], [retrieved on Jan. 5, 2015]. Retrieved from the Internet <URL: <http://toolmonger.com/2010/08/26/dewalt-dust-extractor-for-sds-rotary-hammers/>>.\*

(Continued)

*Primary Examiner* — Philip S Hyder

*Assistant Examiner* — Darlington Ly

(74) *Attorney, Agent, or Firm* — Maginot, Moore & Beck LLP

(57) **CLAIM**

The ornamental design for a hammer drill dust extractor, as shown and described.

**DESCRIPTION**

FIG. 1 is a perspective view of a hammer drill dust extractor showing my new design;

FIG. 2 is a right side elevational view showing the design for the hammer drill dust extractor of FIG. 1;

FIG. 3 is a left side elevational view showing the design for the hammer drill dust extractor of FIG. 1;

FIG. 4 is a front elevational view showing the design for the hammer drill dust extractor of FIG. 1;

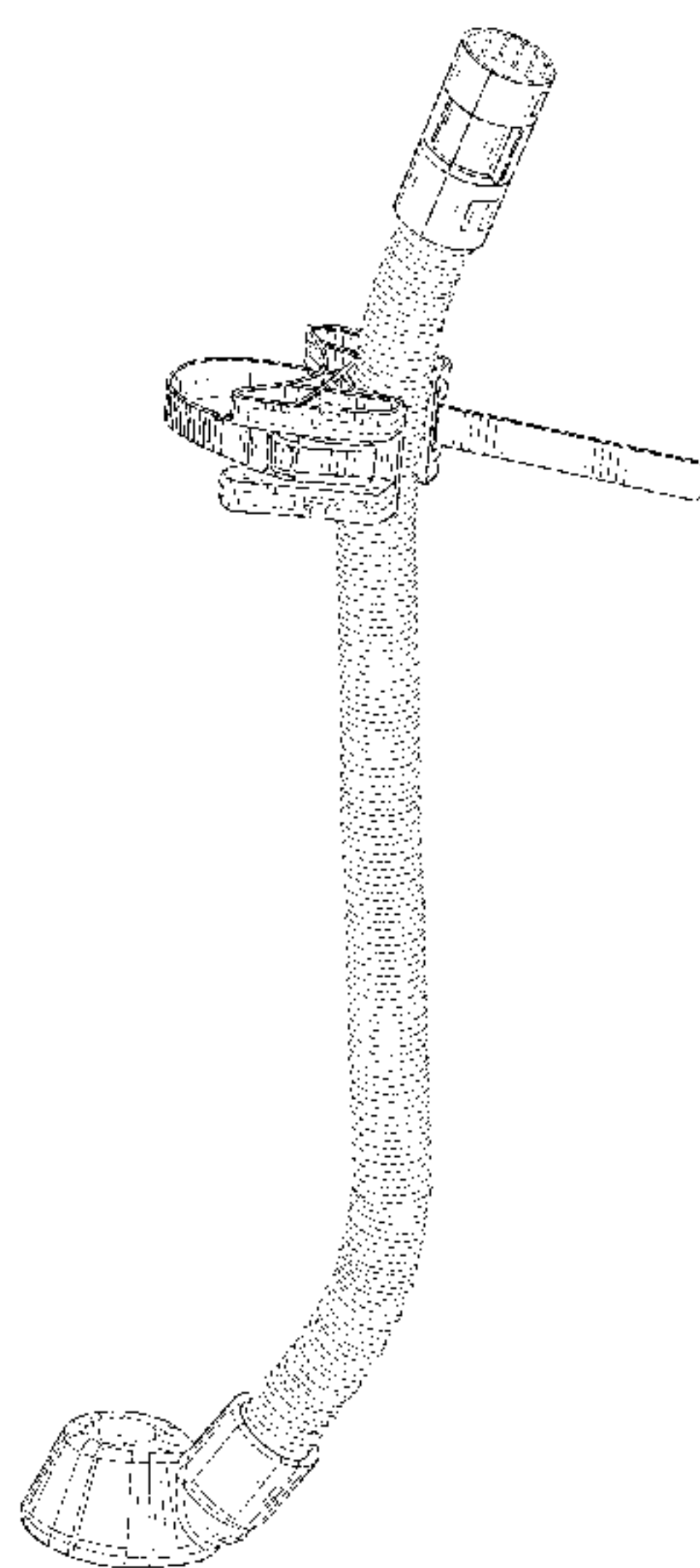
FIG. 5 is a rear elevational view showing the design for the hammer drill dust extractor of FIG. 1;

FIG. 6 is a top plan view showing the design for the hammer drill dust extractor of FIG. 1; and,

FIG. 7 is a bottom plan view showing the design for the hammer drill dust extractor of FIG. 1.

The broken lines shown in the drawings illustrate portions of the hammer drill dust extractor that form no part of the claimed design.

**1 Claim, 7 Drawing Sheets**



(56)

**References Cited**

OTHER PUBLICATIONS

“Owner’s Manual—Bosch HDC300.” Bosch Tools., Jan. 10, 2014 [online], [retrieved on Jan. 5, 2015]. Retrieved from the Internet <URL: <http://mdm.boschwebservices.com/files/161992A079-HDC300%20r117680v2.pdf>>.\*

Hunter, Mark. “How to Be Safe from Dust When Drilling Concrete.” Tool Stop., May 28, 2014 [online], [retrieved on Jan. 5, 2015]. Retrieved from the Internet <URL: <http://www.toolstop.co.uk/how-to-be-safe-from-dust-when-drilling-concrete-a1394>>.\*

\* cited by examiner

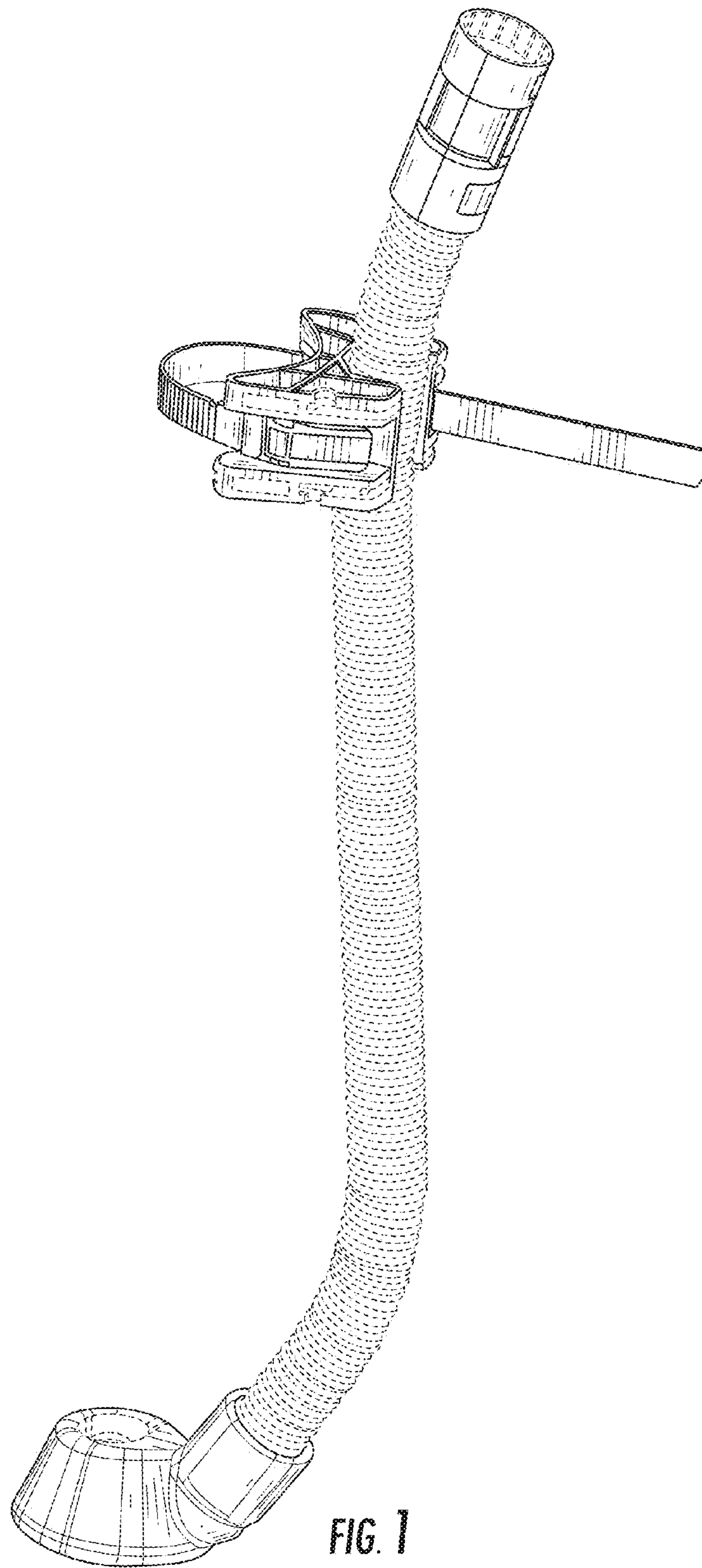


FIG. 1

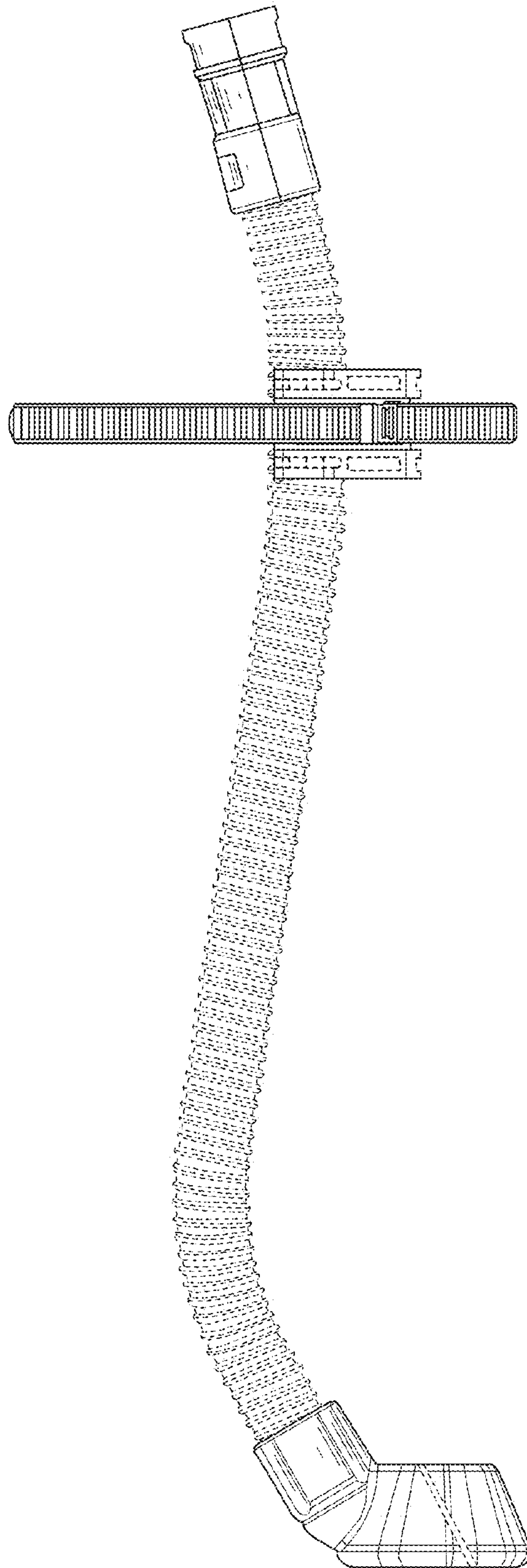


FIG. 2

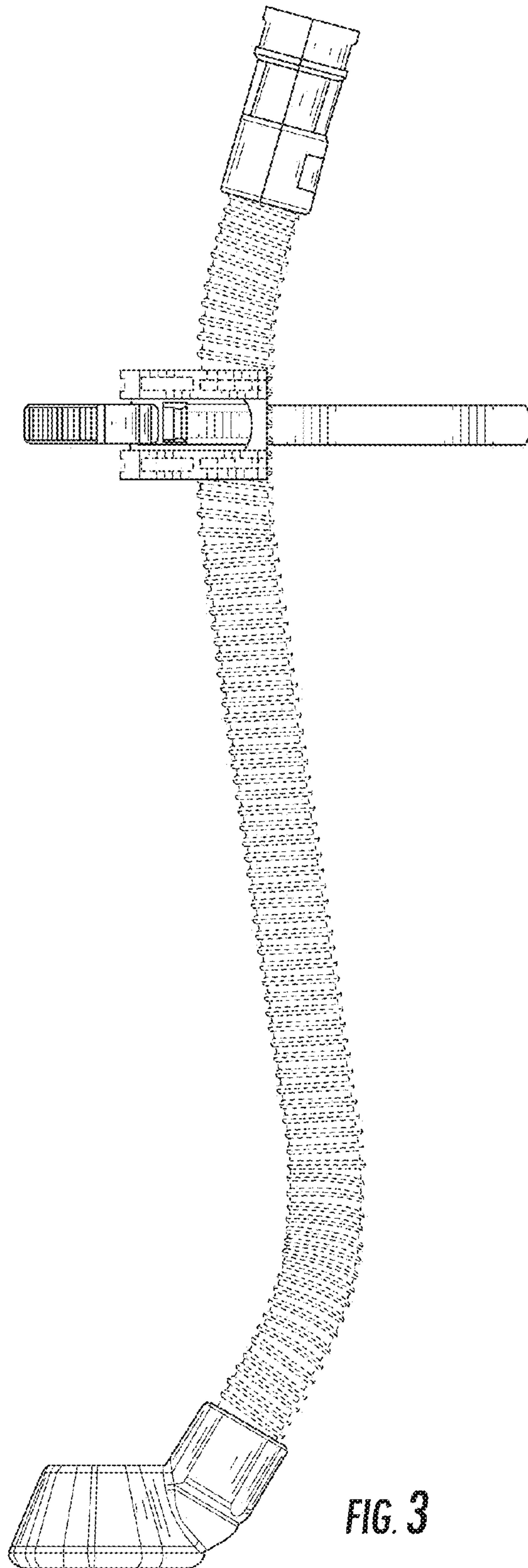


FIG. 3



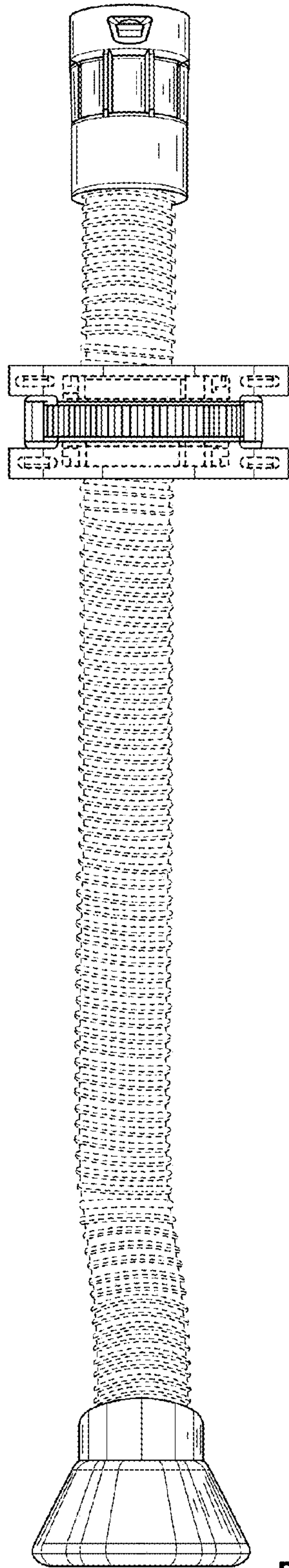


FIG. 4




FIG. 5

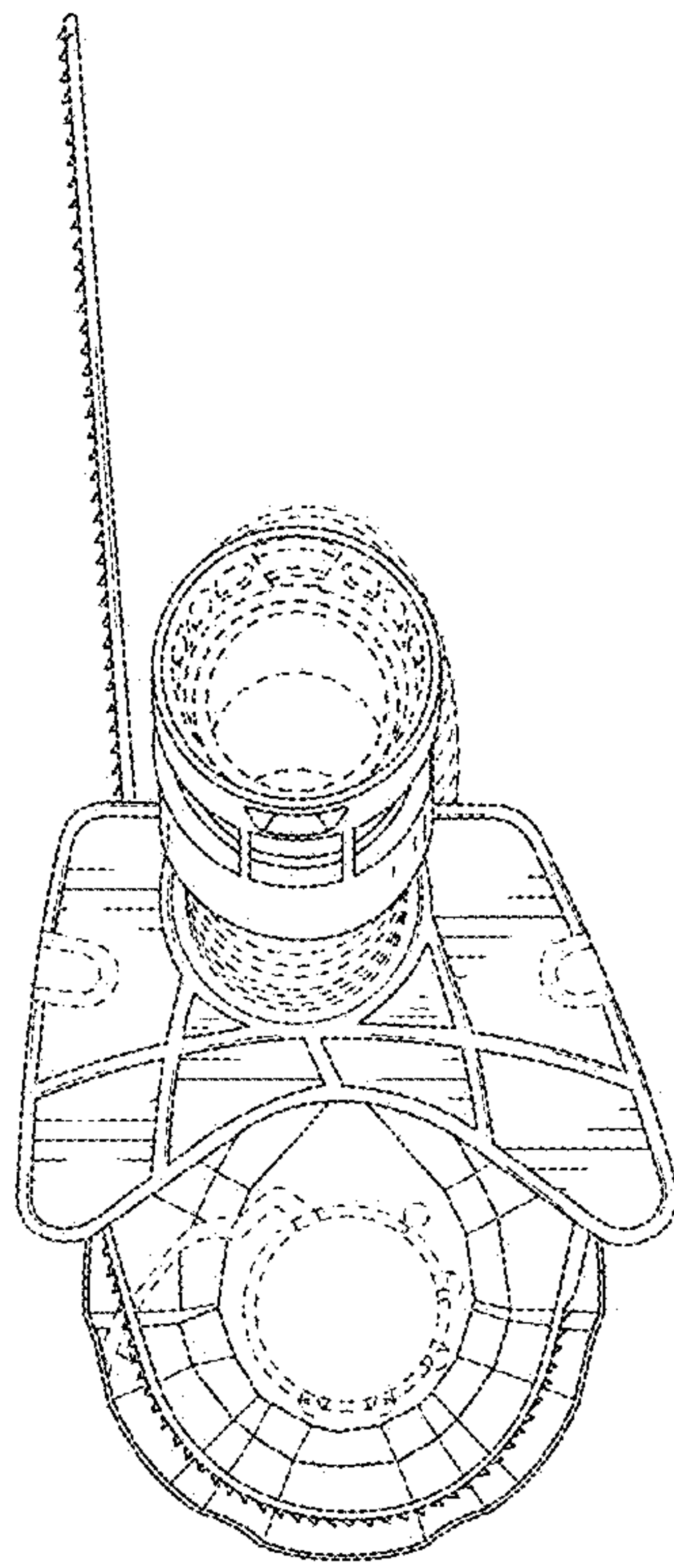


FIG. 6



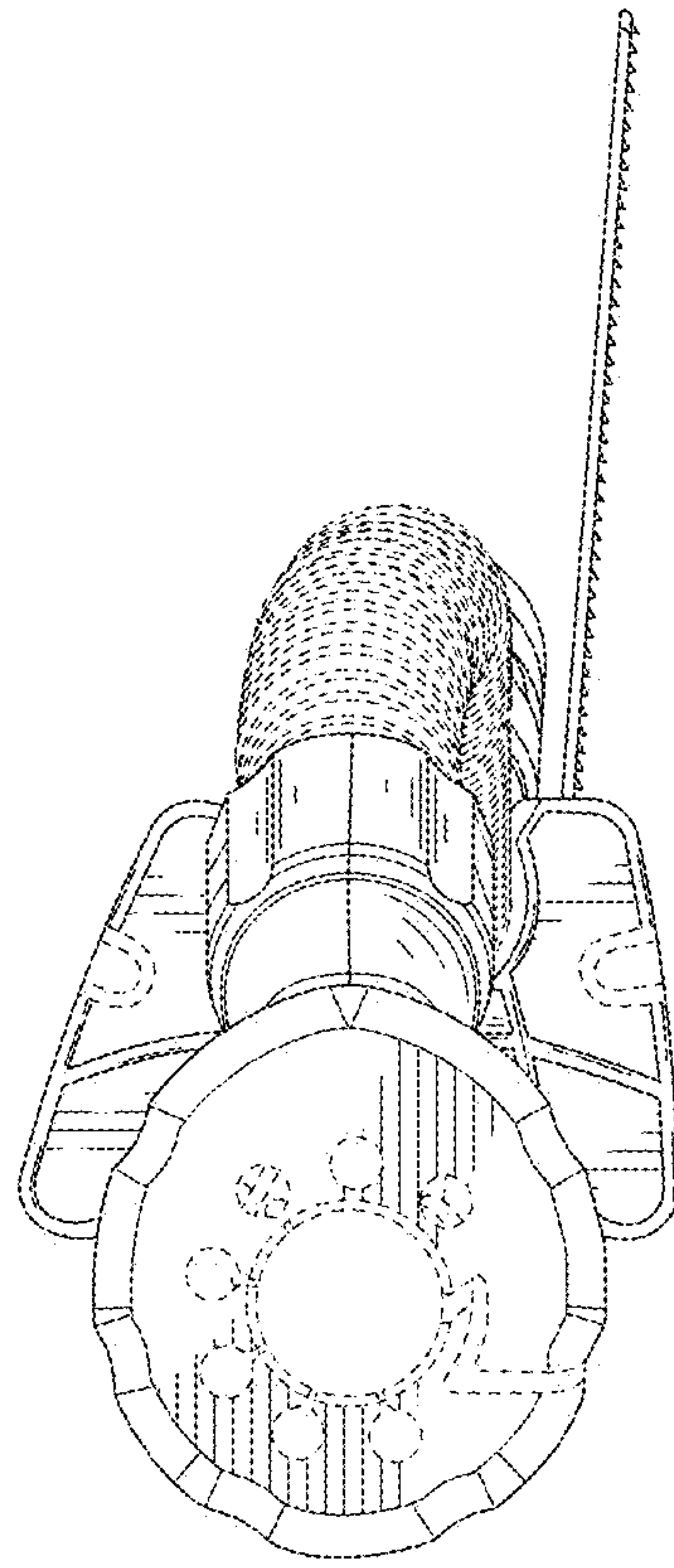


FIG. 7