



US00D736579S

(12) **United States Design Patent**
Hauser

(10) **Patent No.:** **US D736,579 S**

(45) **Date of Patent:** **** Aug. 18, 2015**

(54) **TROPHY MOUNT**

(71) Applicant: **Aaron L. Hauser**, Greene, IA (US)

(72) Inventor: **Aaron L. Hauser**, Greene, IA (US)

(**) Term: **14 Years**

(21) Appl. No.: **29/469,534**

(22) Filed: **Oct. 11, 2013**

(51) **LOC (10) Cl.** **07-99**

(52) **U.S. Cl.**
USPC **D8/34**

(58) **Field of Classification Search**
USPC D8/349, 354-356, 363-367, 370-373,
D8/380, 382, 384, 381; D25/199; 248/215,
248/465.1, 112, 153, 175, 218.1, 218.2,
248/302, 303, 300; D22/199; D11/134
CPC A47B 96/06; A47B 96/062; A47B 96/063;
A47B 96/066; A47B 96/067; A47B 96/068;
B44C 5/02; B44C 5/06

See application file for complete search history.

(56) **References Cited**

U.S. PATENT DOCUMENTS

453,008	A *	5/1891	Kaempfer	248/314
2,003,896	A *	6/1935	Menger	434/296
4,464,440	A	8/1984	Dotzman		
4,717,626	A	1/1988	Badger		
4,971,865	A	11/1990	Nowlan		
5,015,532	A	5/1991	Knight		
D355,390	S	2/1995	Culbertson		
5,472,765	A	12/1995	Green		
6,828,035	B1	12/2004	Goetl		
7,243,888	B2	7/2007	Peek		
D550,119	S *	9/2007	Wynne et al.	D11/131
7,540,244	B2 *	6/2009	Gregory	108/108
D608,686	S	1/2010	St. Ama		

8,157,234	B2 *	4/2012	Powell et al.	248/309.1
8,201,793	B1	6/2012	Powell et al.		
8,336,855	B2 *	12/2012	Griffiths	254/1
8,512,045	B2 *	8/2013	Bittner	434/296
D702,150	S *	4/2014	Pye	D11/121
8,807,499	B2 *	8/2014	Ripke	248/201
2009/0230260	A1	9/2009	Damin		
2010/0044655	A1 *	2/2010	Griffiths	254/1
2011/0031363	A1	2/2011	Shaw		
2011/0036959	A1 *	2/2011	Raby	248/282.1
2011/0183085	A1 *	7/2011	Spiess	428/16
2013/0014373	A1 *	1/2013	Jordan	29/428
2014/0230220	A1 *	8/2014	Allred et al.	29/428

* cited by examiner

Primary Examiner — Elizabeth Albert

(74) *Attorney, Agent, or Firm* — McKee, Voorhees & Sease, PLC

(57) **CLAIM**

I claim the ornamental design for an trophy mount, substantially as shown and described.

DESCRIPTION

FIG. 1 is a perspective view of a trophy mount showing my new design.

FIG. 2 is a right side elevation view of FIG. 1.

FIG. 3 is a front elevation view of FIG. 1.

FIG. 4 is a left side elevation view of FIG. 1.

FIG. 5 is a top plan view of FIG. 1.

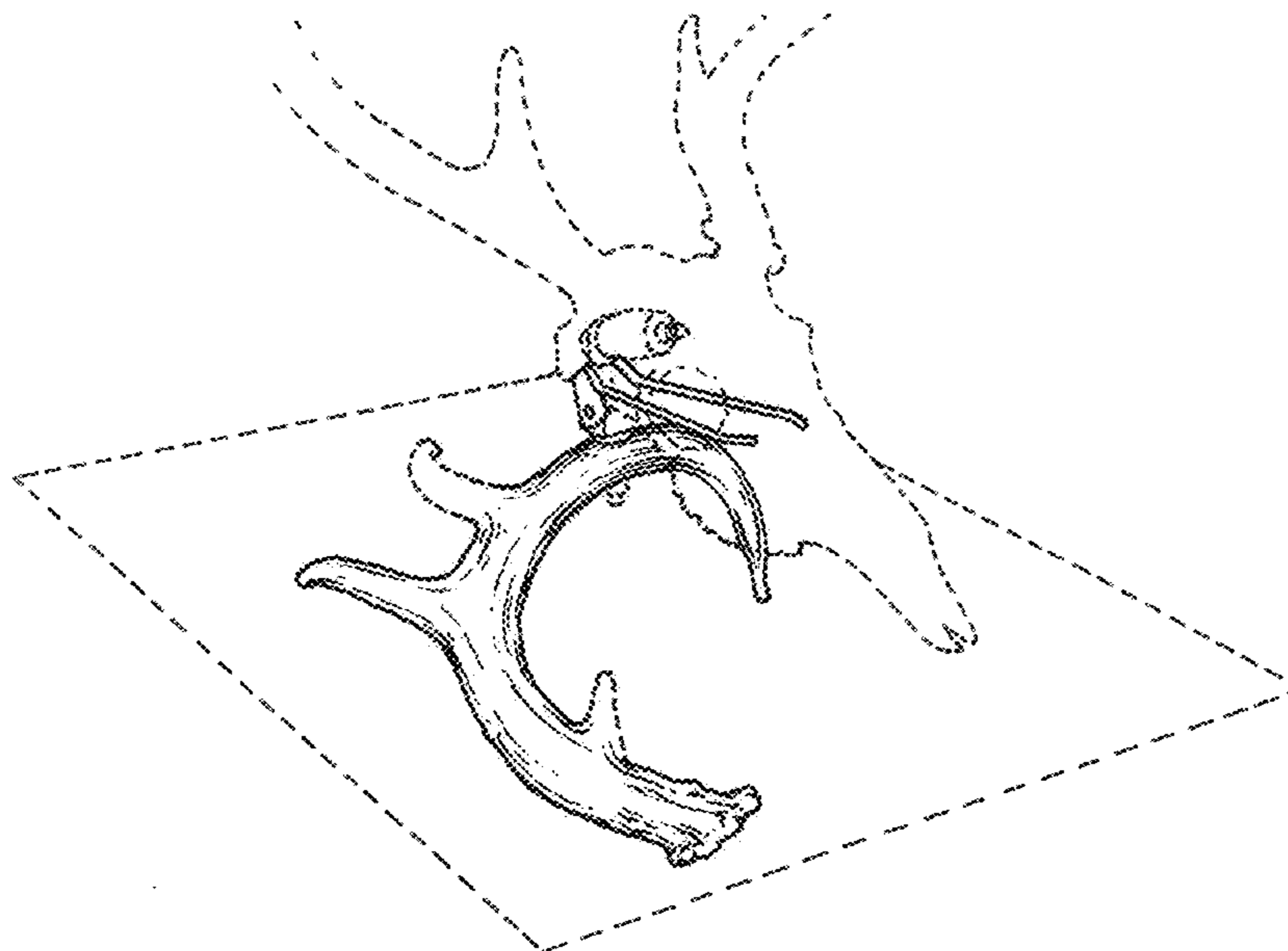
FIG. 6 is a back elevation view of FIG. 1.

FIG. 7 is a bottom plan view of FIG. 1; and,

FIG. 8 is a perspective view of the trophy mount shown against a vertical mounting.

The broken lines in the figures are included to show portions of the trophy mount and articles in the environment that form no part of the claimed design.

1 Claim, 8 Drawing Sheets



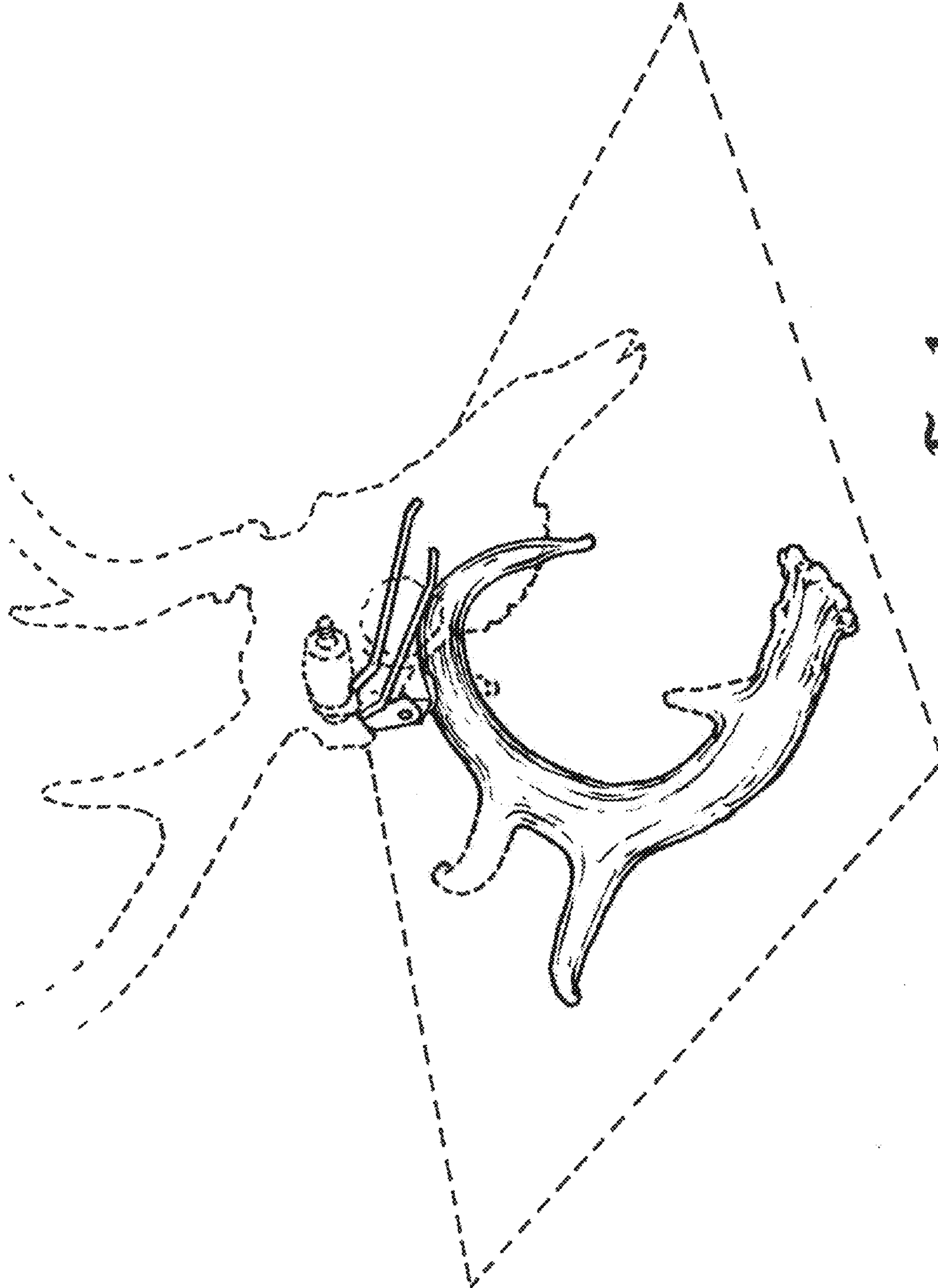


Fig. 1

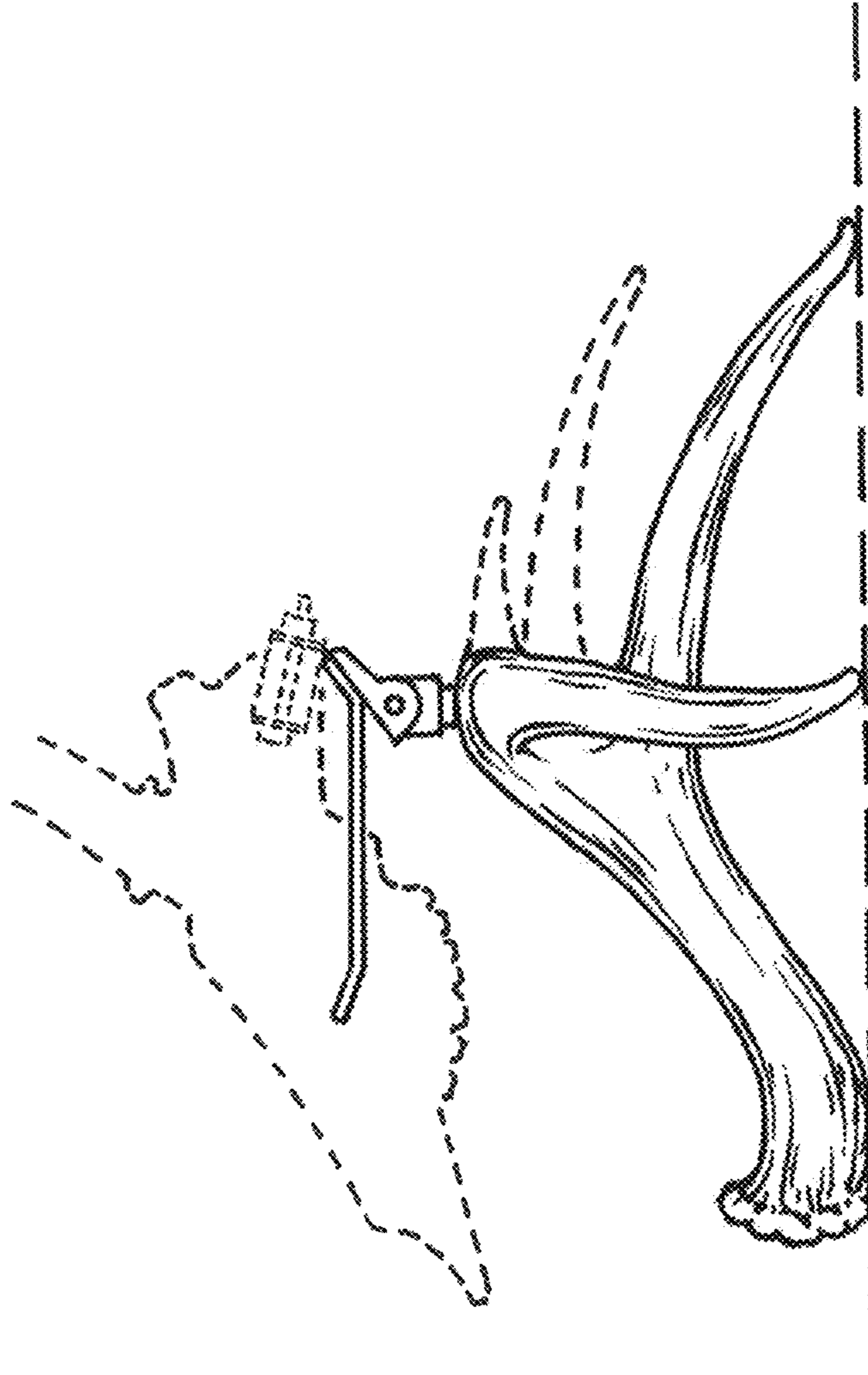


Fig. 2

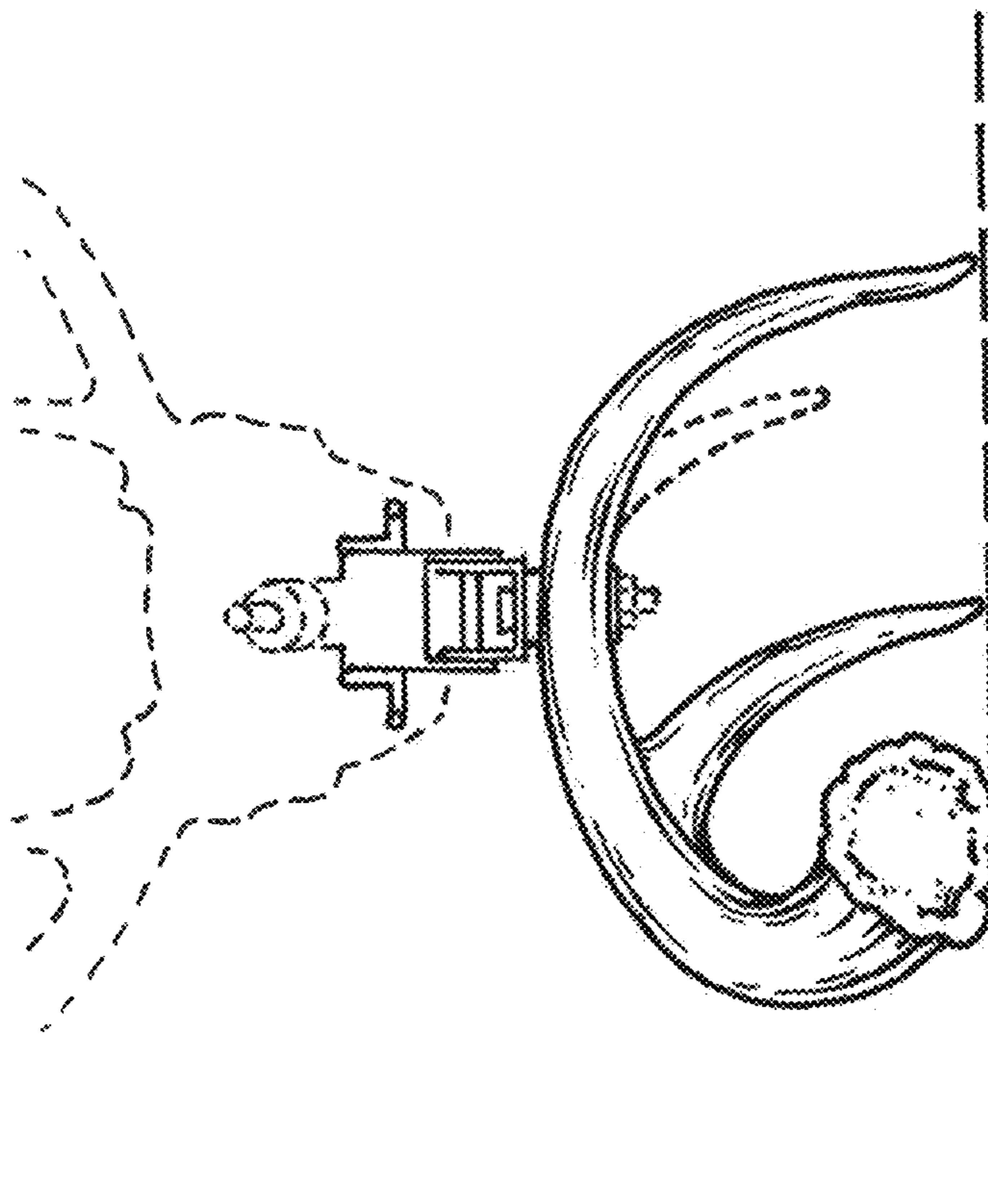


Fig. 3

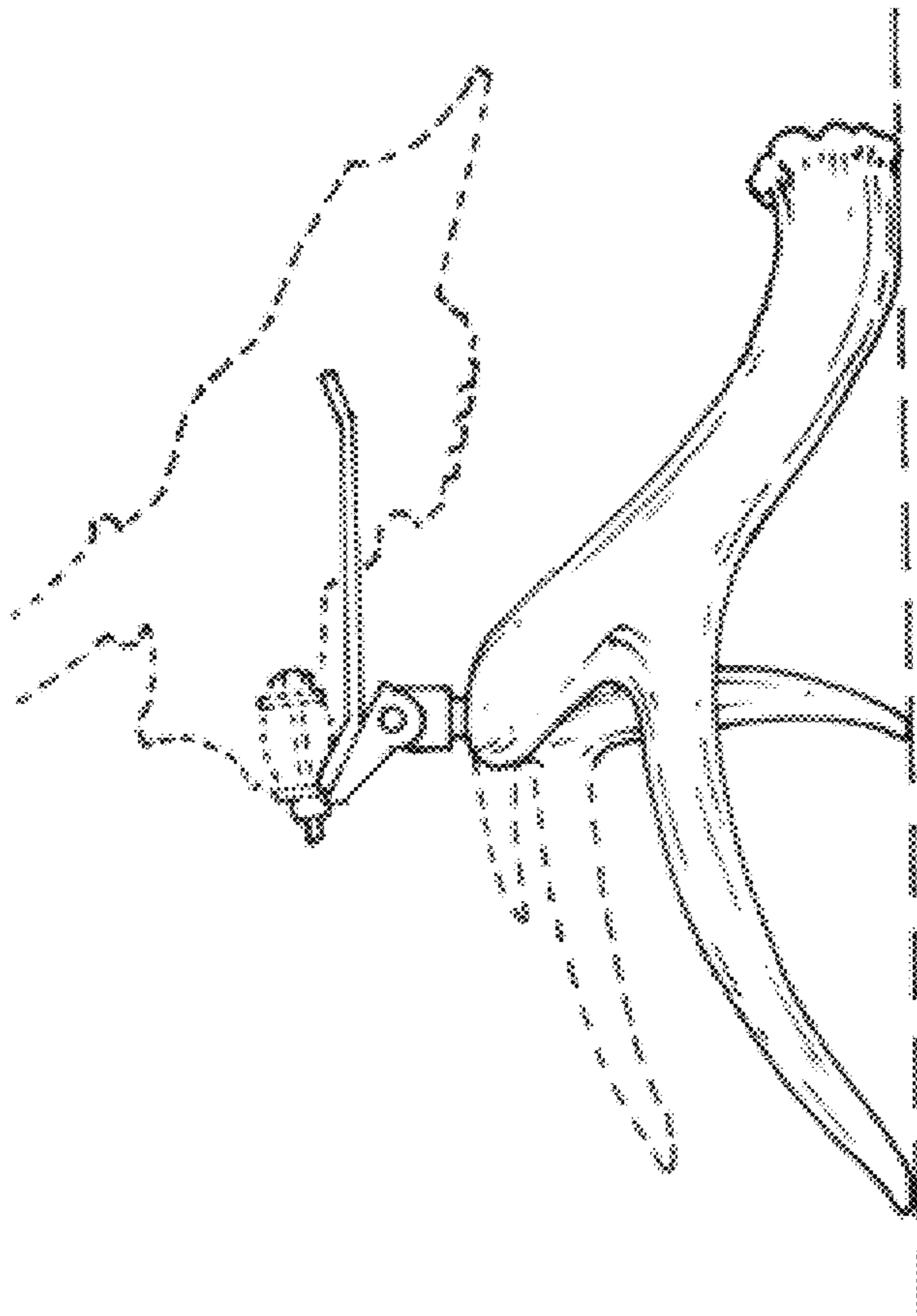


Fig. 4

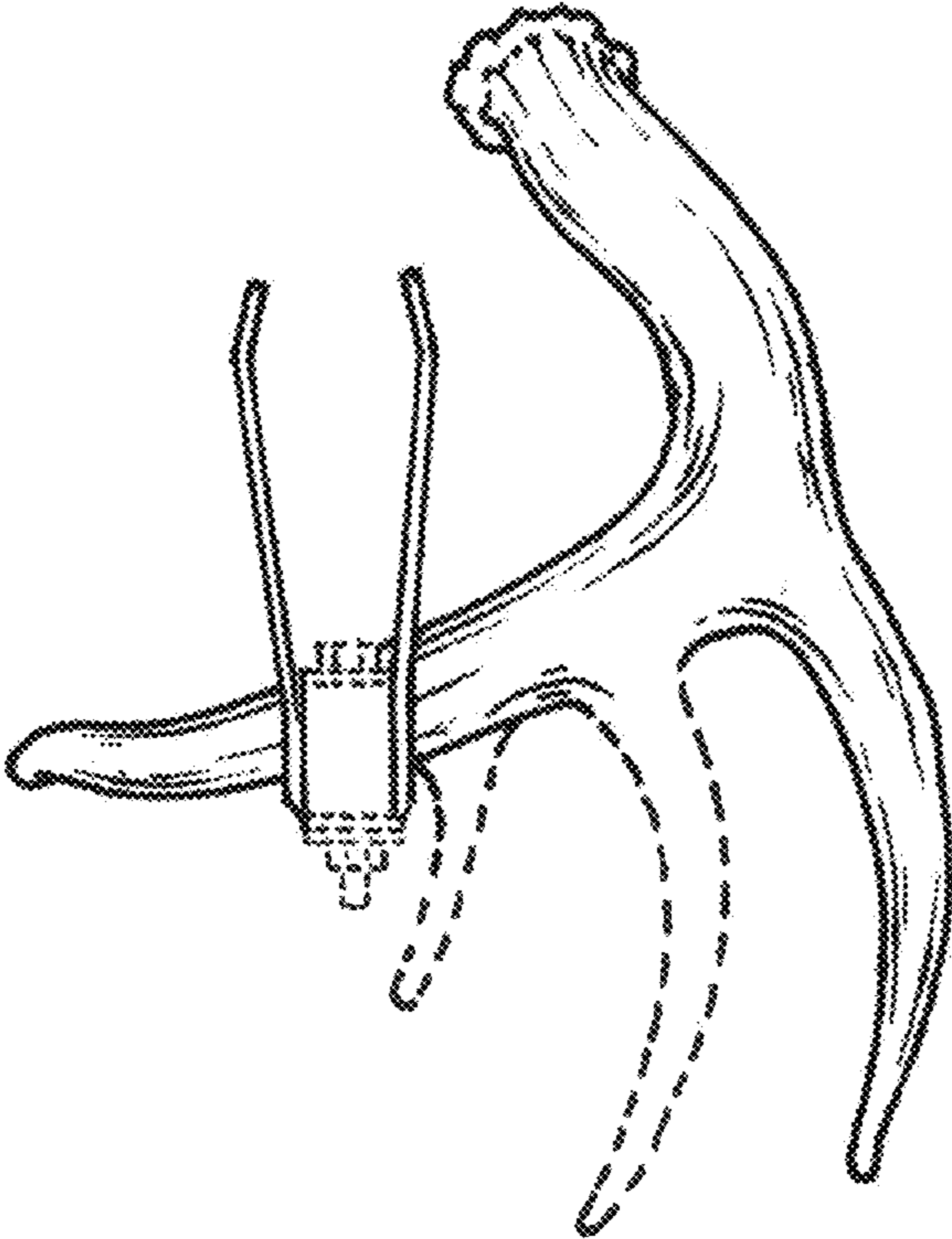


Fig. 5

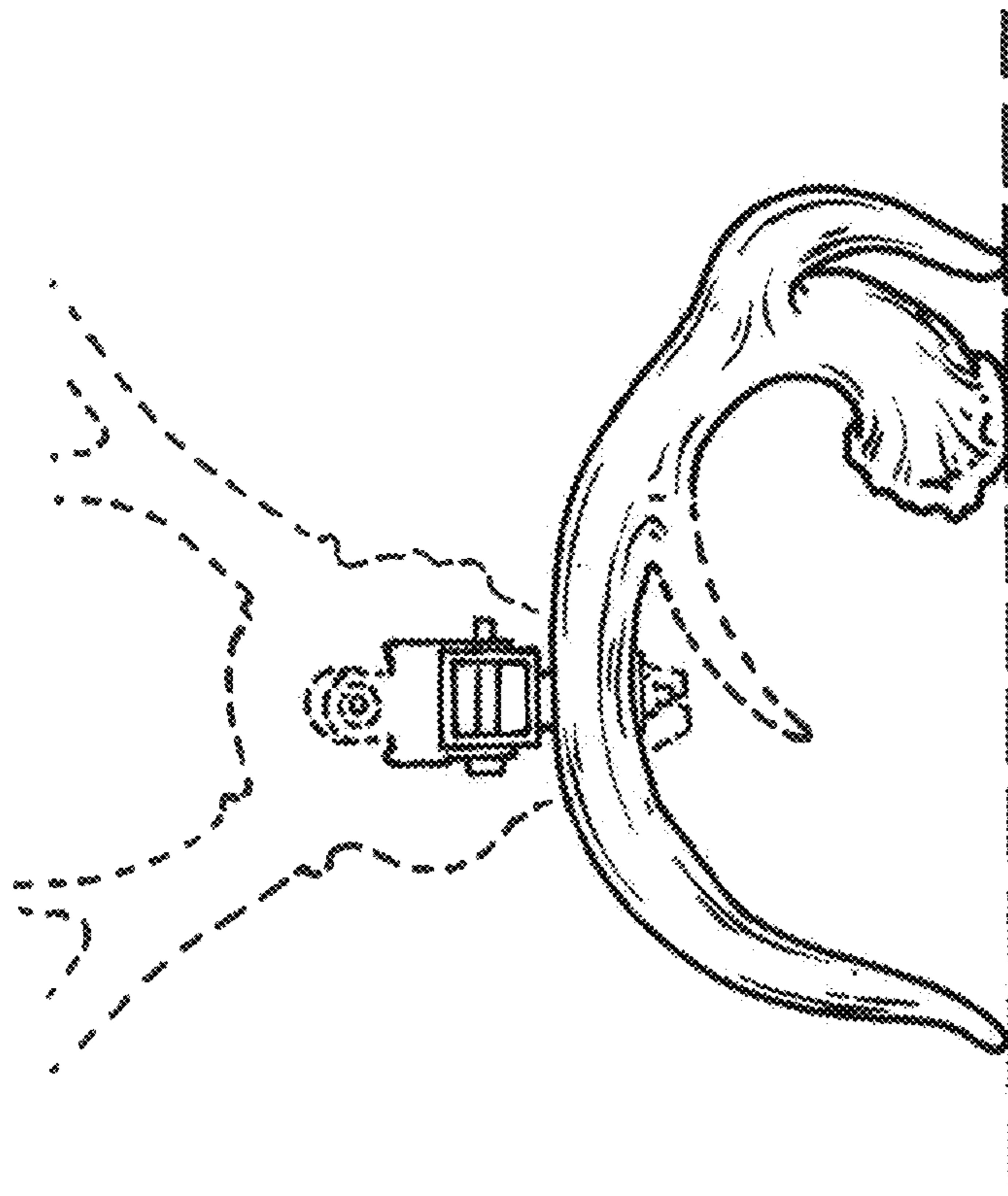


Fig. 6

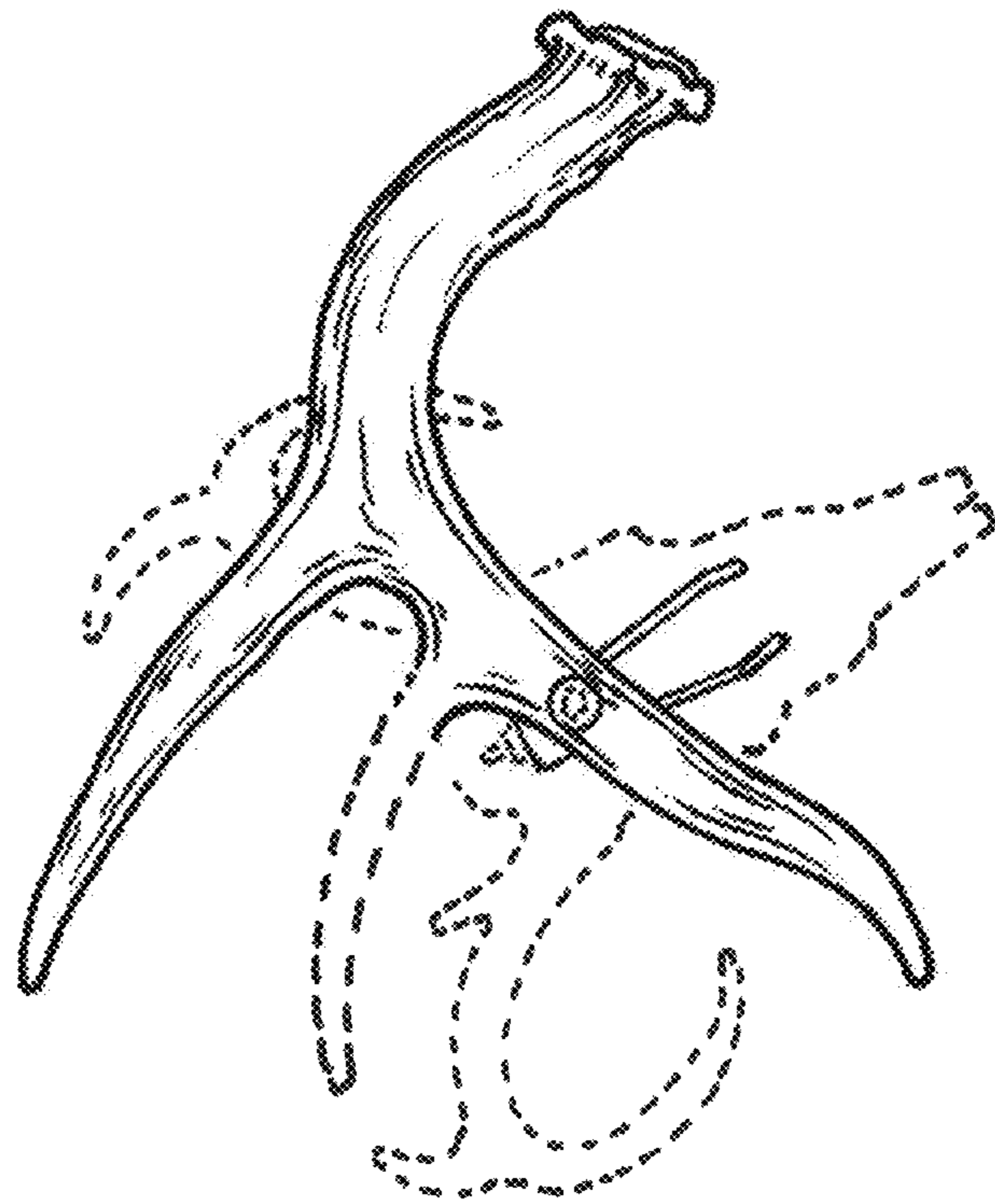


Fig. 7

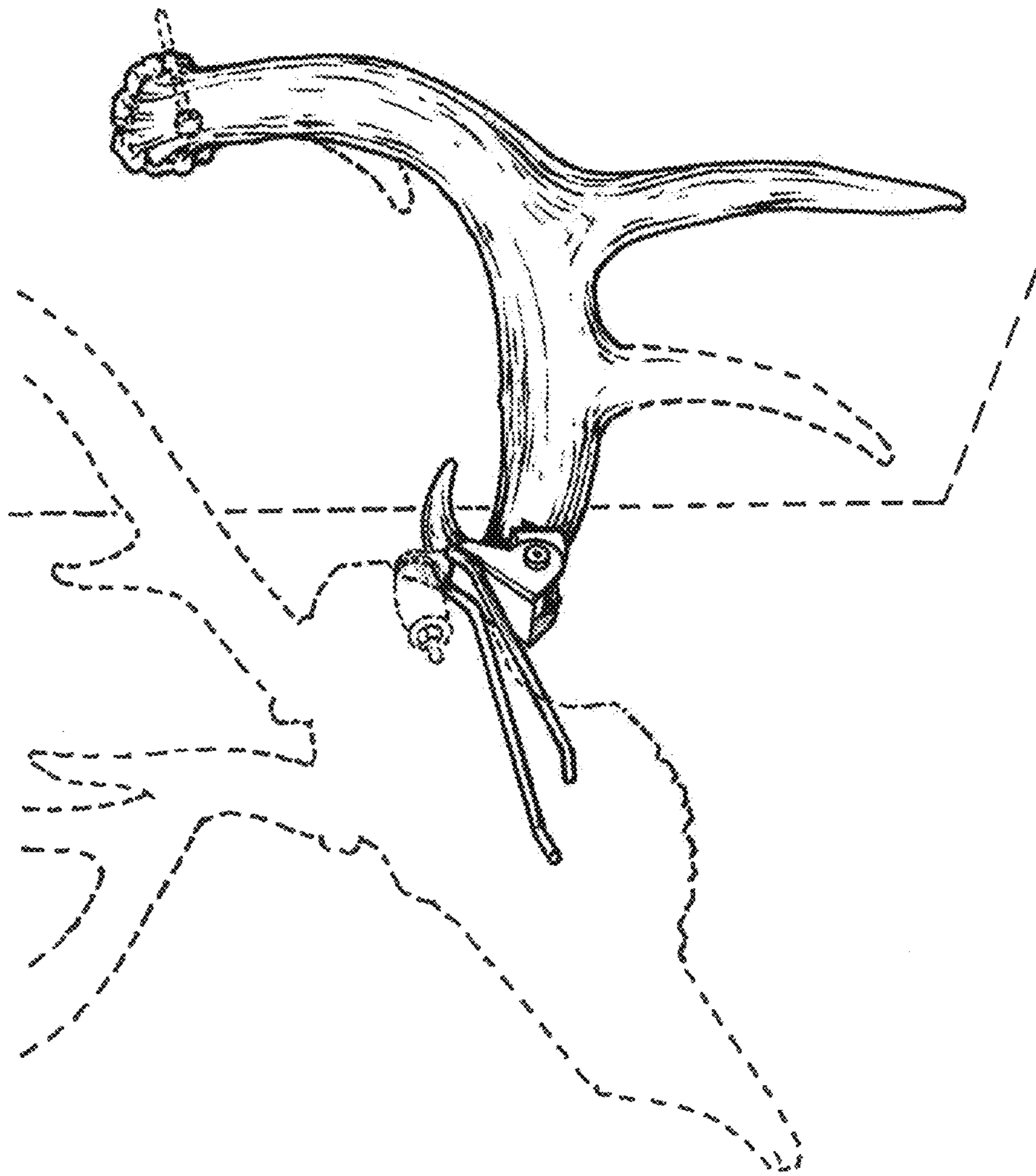


Fig. 8

UNITED STATES PATENT AND TRADEMARK OFFICE
CERTIFICATE OF CORRECTION

PATENT NO. : D736,579 S
APPLICATION NO. : 29/469534
DATED : August 18, 2015
INVENTOR(S) : Aaron L. Hauser

Page 1 of 1

It is certified that error appears in the above-identified patent and that said Letters Patent is hereby corrected as shown below:

On the title page item 57

Under the heading CLAIM:

Before the word trophy, delete “an” and insert --a--.

Signed and Sealed this
Fifteenth Day of March, 2016



Michelle K. Lee
Director of the United States Patent and Trademark Office