



US00D736576S

(12) **United States Design Patent**
Parr

(10) **Patent No.:** **US D736,576 S**

(45) **Date of Patent:** **** Aug. 18, 2015**

- (54) **KNIFE**
- (71) Applicant: **Becky Parr**, Ann Arbor, MI (US)
- (72) Inventor: **Becky Parr**, Ann Arbor, MI (US)
- (**) Term: **14 Years**
- (21) Appl. No.: **29/488,737**
- (22) Filed: **Apr. 23, 2014**
- (51) **LOC (10) Cl.** **07-03**
- (52) **U.S. Cl.**
USPC **D7/693**
- (58) **Field of Classification Search**
USPC D8/98; D22/118; D7/693, 649, 688,
D7/696; 30/315, 340, 344
CPC B26B 3/00; A47J 43/28
See application file for complete search history.

6,009,786	A	1/2000	Hjelden	
6,123,972	A	9/2000	Matthews et al.	
6,164,478	A	12/2000	Cant	
D437,748	S *	2/2001	Kaposi	D7/693
6,220,133	B1	4/2001	Gosselin	
6,238,907	B1	5/2001	Schuler-Maloney et al.	
6,745,660	B2	6/2004	Caputo	
D503,316	S *	3/2005	Webb et al.	D7/688
7,269,867	B2	9/2007	Karlstedt	
D612,694	S *	3/2010	Eide et al.	D7/693
D624,793	S *	10/2010	Coursey	D7/696
D629,663	S *	12/2010	Gobelny	D7/693
8,096,440	B2	1/2012	Rhetat et al.	
8,146,469	B2	4/2012	Parr	
8,176,842	B2	5/2012	Baker	
D662,787	S *	7/2012	Holmes	D7/649
D689,733	S	9/2013	Parr	
2004/0154475	A1	8/2004	Shaw et al.	
2009/0255420	A1	10/2009	Freeman et al.	
2010/0136194	A1	6/2010	Schutte	
2011/0095031	A1	4/2011	Welk et al.	
2011/0126719	A1	6/2011	Valance	
2011/0284553	A1	11/2011	Roth et al.	
2012/0223086	A1	9/2012	Mathieu	

(56) **References Cited**

U.S. PATENT DOCUMENTS

2,026,829	A	1/1936	Ellinger	
2,308,817	A	1/1943	Leve	
2,434,566	A	1/1948	Hulsmann	
D151,026	S *	9/1948	Besozzi	D7/693
D152,749	S *	2/1949	Selikoff et al.	D7/693
2,487,234	A	11/1949	Gore	
2,560,271	A	7/1951	Block	
2,730,801	A	1/1956	Deedman et al.	
3,075,565	A	1/1963	Weaver et al.	
3,132,678	A	5/1964	Steketee	
3,178,929	A	4/1965	Goss	
D220,598	S *	4/1971	Meszaros	D7/693
3,771,713	A	11/1973	Davidson	
3,890,707	A *	6/1975	Cremonese	30/340
4,195,402	A	4/1980	Leffer	
4,459,417	A	7/1984	Thomas	
4,648,300	A	3/1987	Hassenfelt, Jr.	
4,924,575	A *	5/1990	James	30/315
5,345,068	A	9/1994	Hatano et al.	
D352,426	S *	11/1994	Tucker	D7/696
5,533,269	A	7/1996	Pickens et al.	
D392,078	S *	3/1998	Courts	D32/46

* cited by examiner

Primary Examiner — Phillip S Hyder

(74) *Attorney, Agent, or Firm* — Fraser Clemens Martin & Miller LLC; Jacob M. Ward


(57) **CLAIM**

The ornamental design for a knife, as shown and described.

DESCRIPTION

FIG. 1 is a front perspective view of a knife;
 FIG. 2 is a front elevational view thereof;
 FIG. 3 is a right side elevational view thereof;
 FIG. 4 is a top plan view thereof; and,
 FIG. 5 is a bottom plan view thereof.
 A rear elevational view is not shown because it is identical to the front elevational view shown in FIG. 2. A left side elevational view is not shown because it is identical to the right side elevational view shown in FIG. 3.

1 Claim, 2 Drawing Sheets



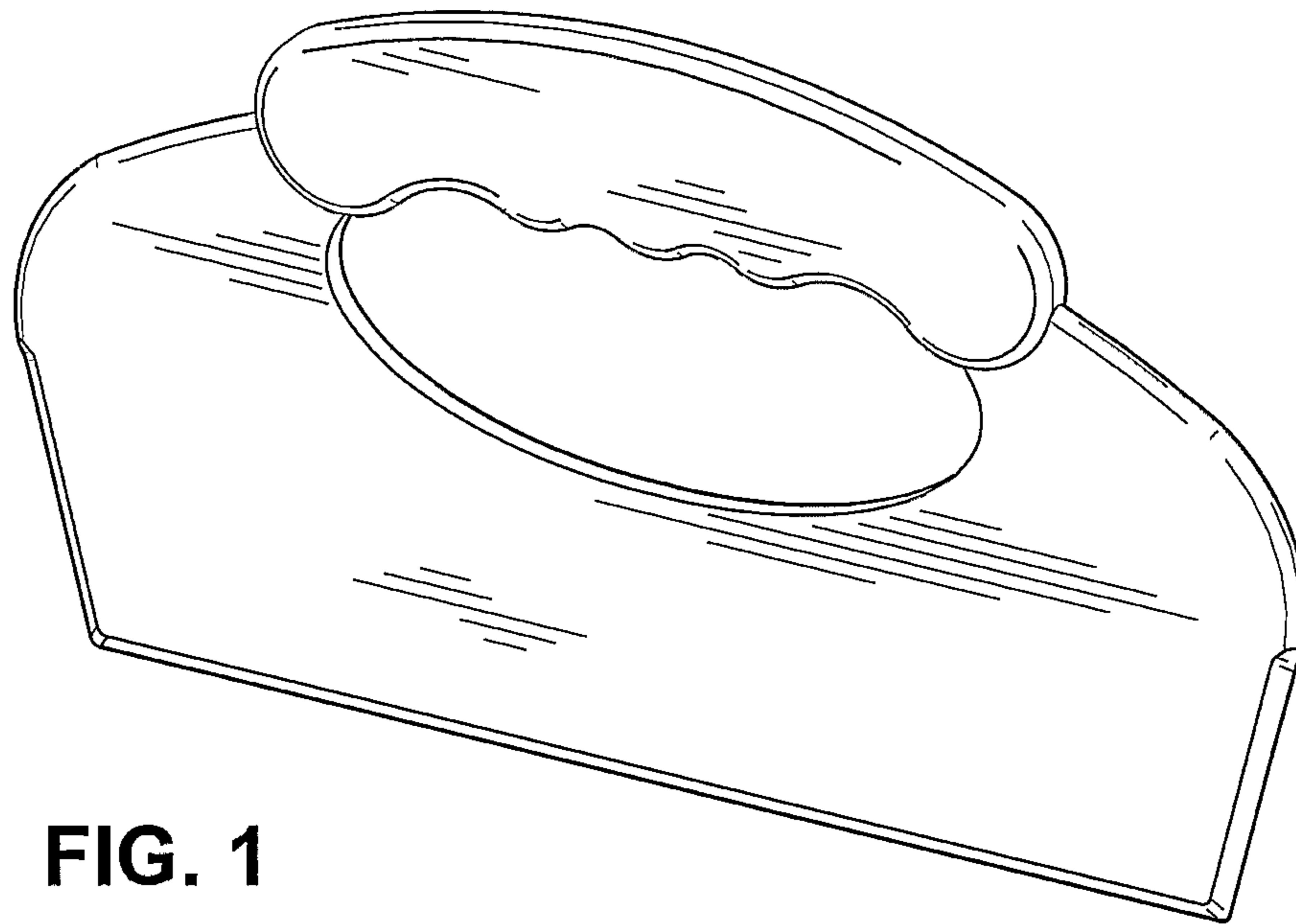


FIG. 1

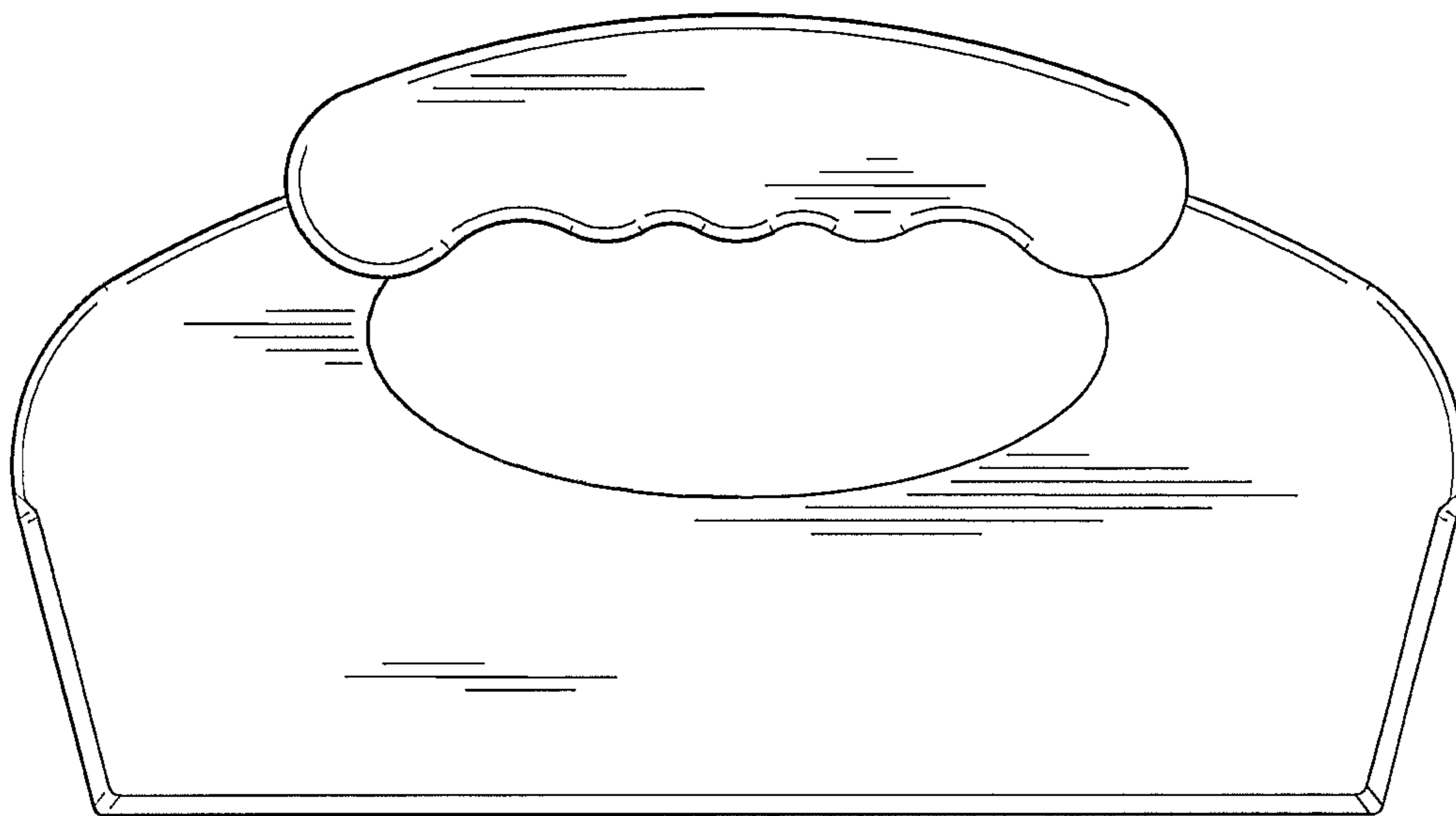


FIG. 2



FIG. 3




FIG. 4




FIG. 5