



US00D736561S

(12) **United States Design Patent**
Pochtler

(10) **Patent No.:** **US D736,561 S**

(45) **Date of Patent:** **** Aug. 18, 2015**

(54) **CAPSULE**

(71) Applicant: **iSi GmbH**, Vienna (AT)

(72) Inventor: **Christian C. Pochtler**, Vienna (AT)

(73) Assignee: **iSi GmbH**, Vienna (AT)

(**) Term: **14 Years**

(21) Appl. No.: **29/477,531**

(22) Filed: **Dec. 23, 2013**

(30) **Foreign Application Priority Data**

Jun. 24, 2013 (EM) 002261750-0001

(51) **LOC (10) Cl.** **31-00**

(52) **U.S. Cl.**
USPC **D7/412**

(58) **Field of Classification Search**

USPC D7/372, 376-386, 412-413, 602, 629,
D7/665-666, 669, 679, 693-694; 73/309,
73/313; 99/509-511; 141/64, 100;
215/386, 396; 222/61, 322, 396;
227/130; 241/92, 98, 101.01-101.2,
241/166-169.1, 274-278.2, 285.1-285.3,
241/291, 292.1; 261/19; 294/31.2;
366/64-65, 97-98, 100, 130, 197-201,
366/205-207, 219-220, 341-343; 431/343
CPC A01J 13/00; A21C 1/02; A21C 1/04;
A23N 1/00; A23N 1/02; A47J 41/0083;
A47J 43/04; A47J 43/25; A47J 43/27; A47J
43/042; A47J 43/044; A47J 43/046; A47J
43/075; A47J 43/0722; A47J 43/0727; A47J
43/121; A47J 43/122; B01F 3/00; B01F
3/0807; B01F 3/0853; B01F 13/0059; B01F
13/0064; B02C 1/08; B02C 2/04; B02C 4/42;
B02C 4/142; B02C 4/143; B02C 4/423;
B02C 13/1835; B25C 1/04; B25C 5/10;

B25C 5/12; B25C 5/14; B25C 5/16; B65D
23/106; B65D 81/3211; F17C 13/021; F17C
13/084; F23D 14/38; F41B 9/0018

See application file for complete search history.

(56) **References Cited**

U.S. PATENT DOCUMENTS

2,162,096	A *	6/1939	Marmorek	222/396
2,580,188	A *	12/1951	Nilsen	222/322
2,584,063	A *	1/1952	Suellentrop	141/64
2,654,585	A *	10/1953	Heesen	261/19
3,397,577	A *	8/1968	Siebert	73/309
4,580,450	A *	4/1986	Ota et al.	73/313
4,865,208	A *	9/1989	Lax et al.	215/396
5,101,998	A *	4/1992	Hwang	431/343
5,730,479	A *	3/1998	Jansson	294/31.2
5,799,811	A *	9/1998	Bruckner et al.	215/386
6,364,162	B1 *	4/2002	Johnson et al.	222/61
7,213,734	B2 *	5/2007	Atcheson	227/130
7,308,915	B2 *	12/2007	Johns et al.	141/100

* cited by examiner

Primary Examiner — Ricky Pham

(74) *Attorney, Agent, or Firm* — Collard & Roe, P.C.

(57) **CLAIM**

The ornamental design for a capsule, as shown and described.

DESCRIPTION

FIG. 1 shows a top and side perspective view of my design for a capsule;

FIG. 2 is a side view thereof;

FIG. 3 is a side view thereof, rotated 90 degrees from FIG. 2;


FIG. 4 is a side view thereof, rotated 180 degrees from FIG. 2;

FIG. 5 is a side view thereof, rotated 270 degrees from FIG. 2;

FIG. 6 is a top view thereof; and,

FIG. 7 is a bottom view thereof.

1 Claim, 7 Drawing Sheets






FIG. 1




FIG. 2




FIG. 3




FIG. 4




FIG. 5

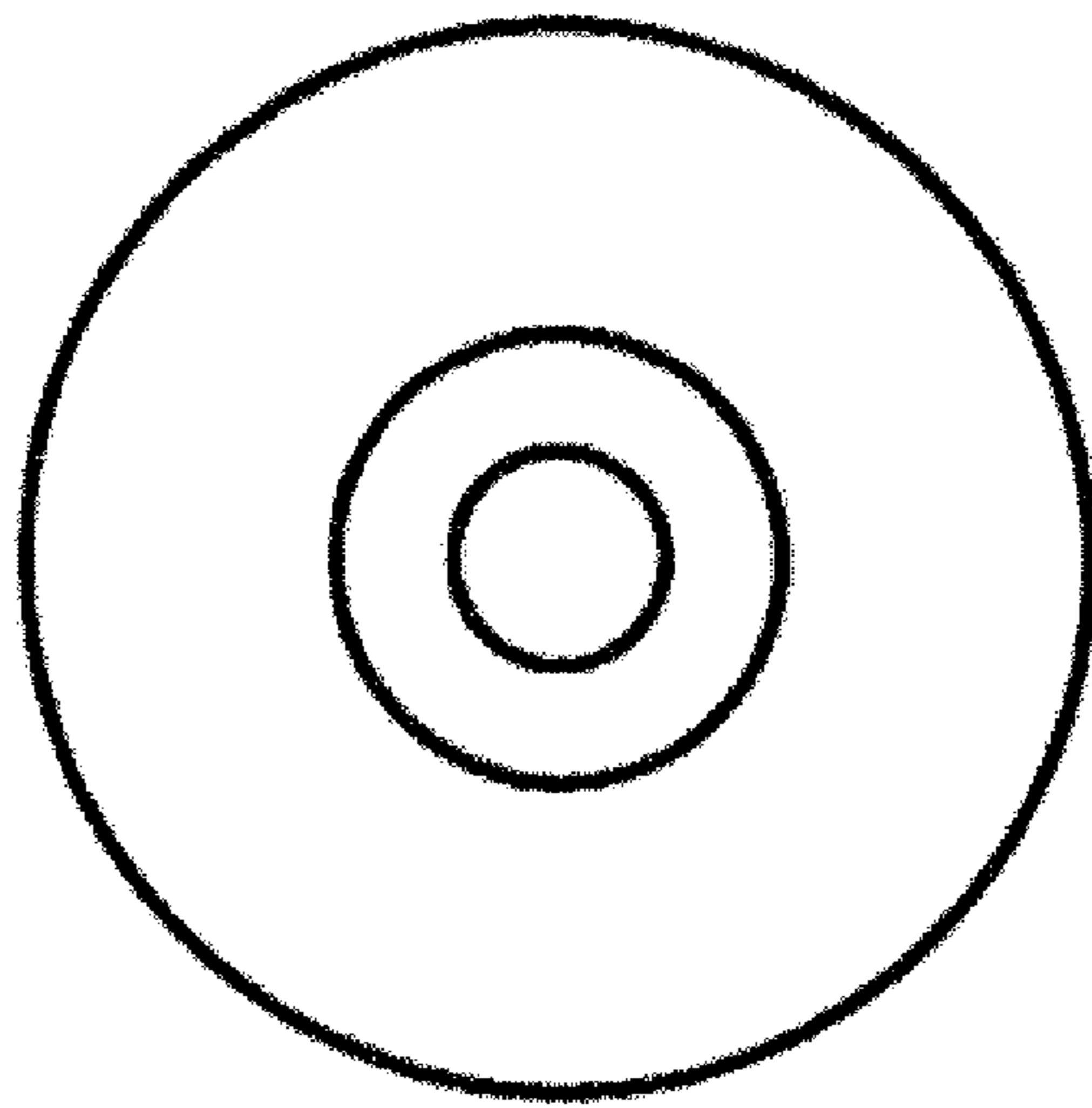


FIG. 6




FIG. 7