



US00D736560S

(12) **United States Design Patent**  
**Dexter**

(10) **Patent No.:** **US D736,560 S**

(45) **Date of Patent:** **\*\* Aug. 18, 2015**

(54) **WINE GLASS TOPPER**

(71) Applicant: **Kristy D'Ann Dexter**, Wall, TX (US)

(72) Inventor: **Kristy D'Ann Dexter**, Wall, TX (US)

(\*\*) Term: **14 Years**

(21) Appl. No.: **29/489,916**

(22) Filed: **May 5, 2014**

(51) **LOC (10) Cl.** ..... **07-99**

(52) **U.S. Cl.**

USPC ..... **D7/392.1**; D7/396.2; D9/451; D9/454

(58) **Field of Classification Search**

USPC ..... D7/538, 539, 510, 511, 391, 392.1, 900,  
D7/612, 613; D9/451, 651, 454; 215/262;  
220/715

CPC . B65D 41/04; B65D 41/0414; A47G 19/2272  
See application file for complete search history.

(56) **References Cited**

**U.S. PATENT DOCUMENTS**

D40,552 S *	3/1910	Bryant	.....	D6/300
D79,462 S *	9/1929	Forman	.....	D7/391
D94,022 S *	12/1934	Engstrom	.....	D7/613
D95,755 S *	5/1935	Kaiser	.....	D7/539
D213,716 S *	4/1969	Soloman	.....	D7/613
3,727,808 A *	4/1973	Fitzgerald	.....	222/482

D375,460 S *	11/1996	Tanaka	.....	D9/451
D414,984 S *	10/1999	Joergensen	.....	D7/392
D462,905 S *	9/2002	Siegel et al.	.....	D9/451
D505,828 S *	6/2005	Snell	.....	D7/396.2
D528,358 S *	9/2006	Snell	.....	D7/392.1
D612,238 S *	3/2010	Moreau et al.	.....	D9/452
D642,011 S *	7/2011	Seager	.....	D7/391
D645,304 S *	9/2011	Hale	.....	D7/392.1
D660,152 S *	5/2012	Mather	.....	D9/451
D661,596 S *	6/2012	Mather	.....	D9/643

\* cited by examiner

*Primary Examiner* — Marianne Pandozzi

(57) **CLAIM**

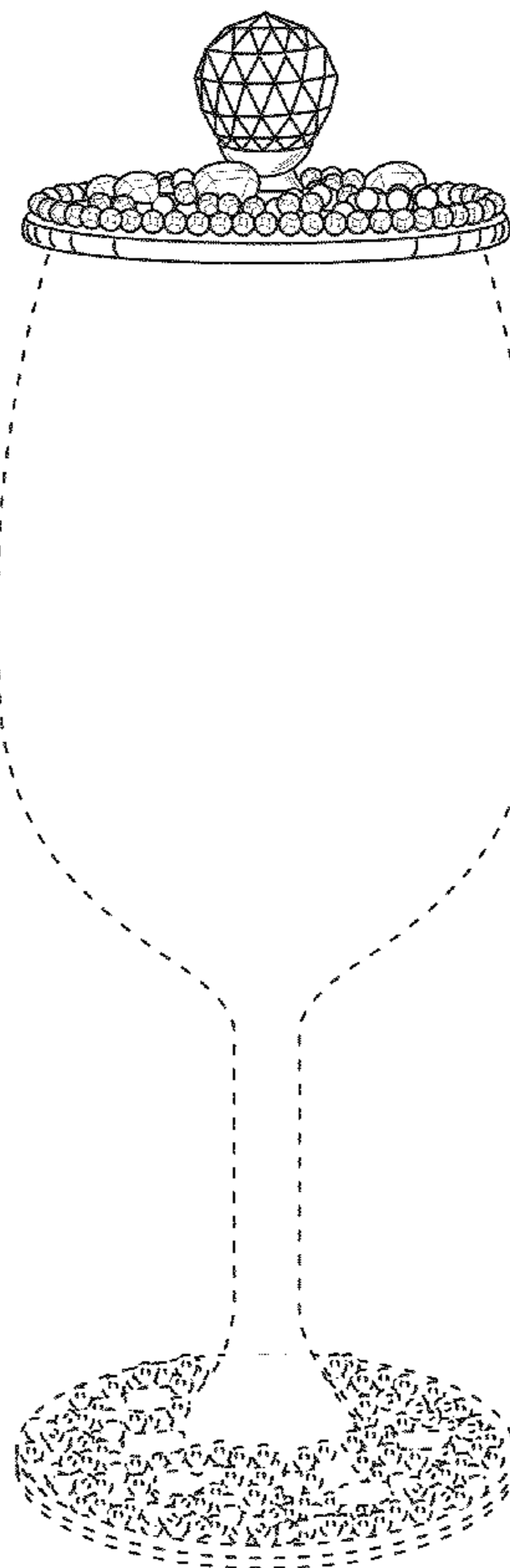
The ornamental design for a wine glass topper, as shown and described.

**DESCRIPTION**

FIG. 1 is a perspective view of a wine glass topper;  
FIG. 2 is a front elevational view thereof;  
FIG. 3 is a rear elevational view thereof;  
FIG. 4 is a left side elevational view thereof;  
FIG. 5 is a right side elevational view thereof;  
FIG. 6 is a top plan view thereof; and,  
FIG. 7 is a bottom plan view thereof.

The broken line showing wine glass is included for the purpose of illustrating environmental structure and forms no part of the claimed design.

**1 Claim, 7 Drawing Sheets**



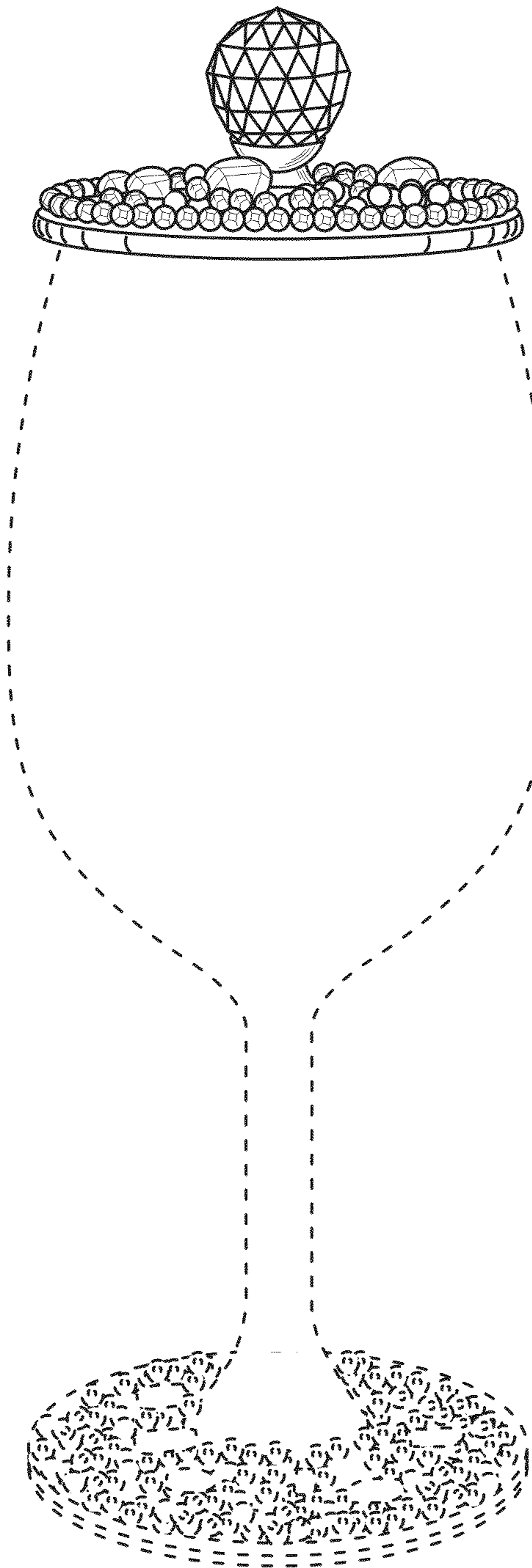


FIG. 1

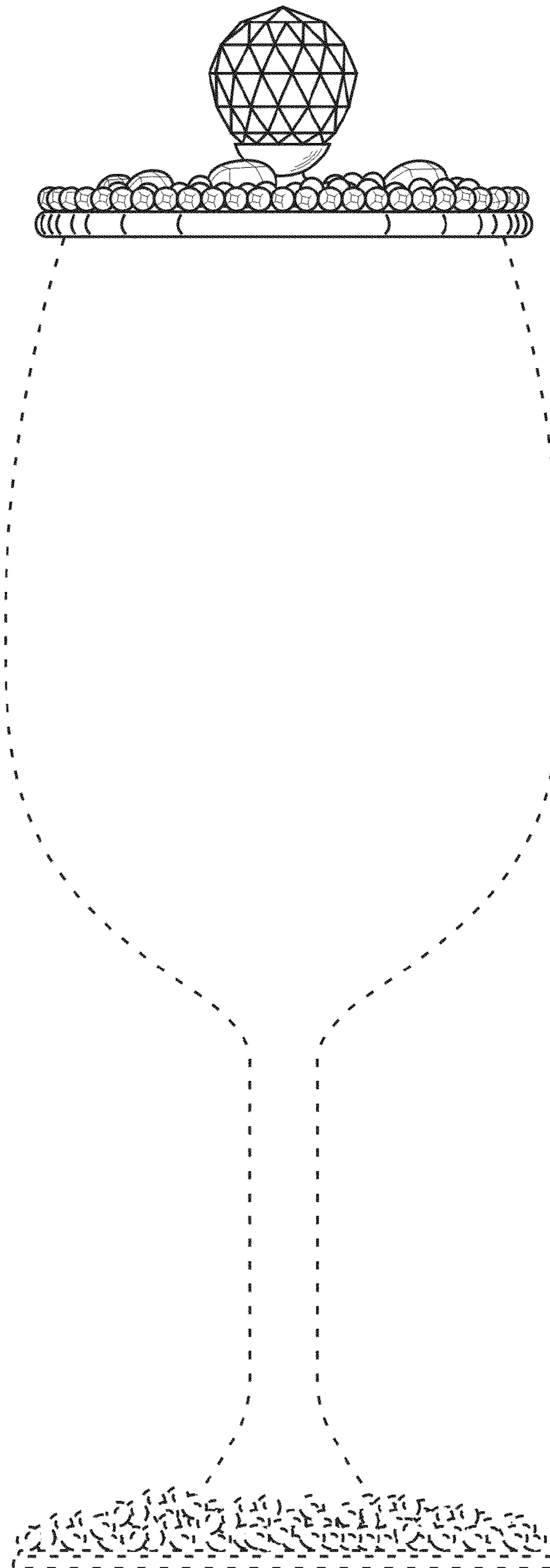


FIG. 2

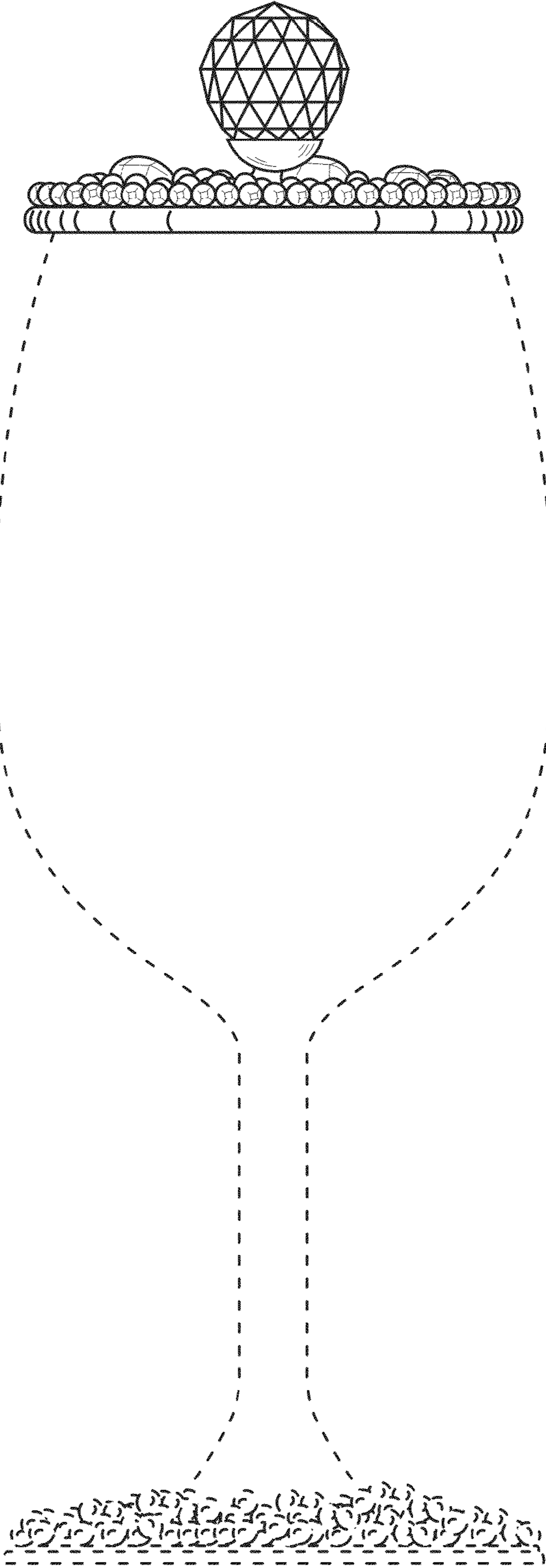


FIG. 3

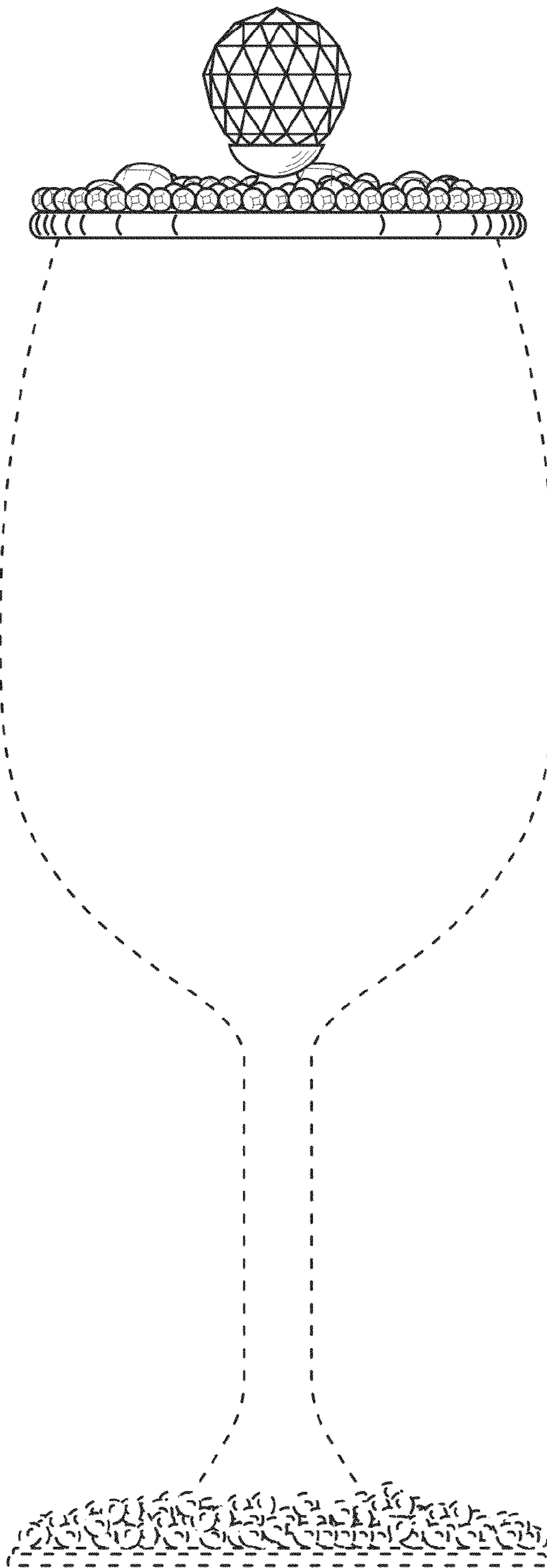


FIG. 4

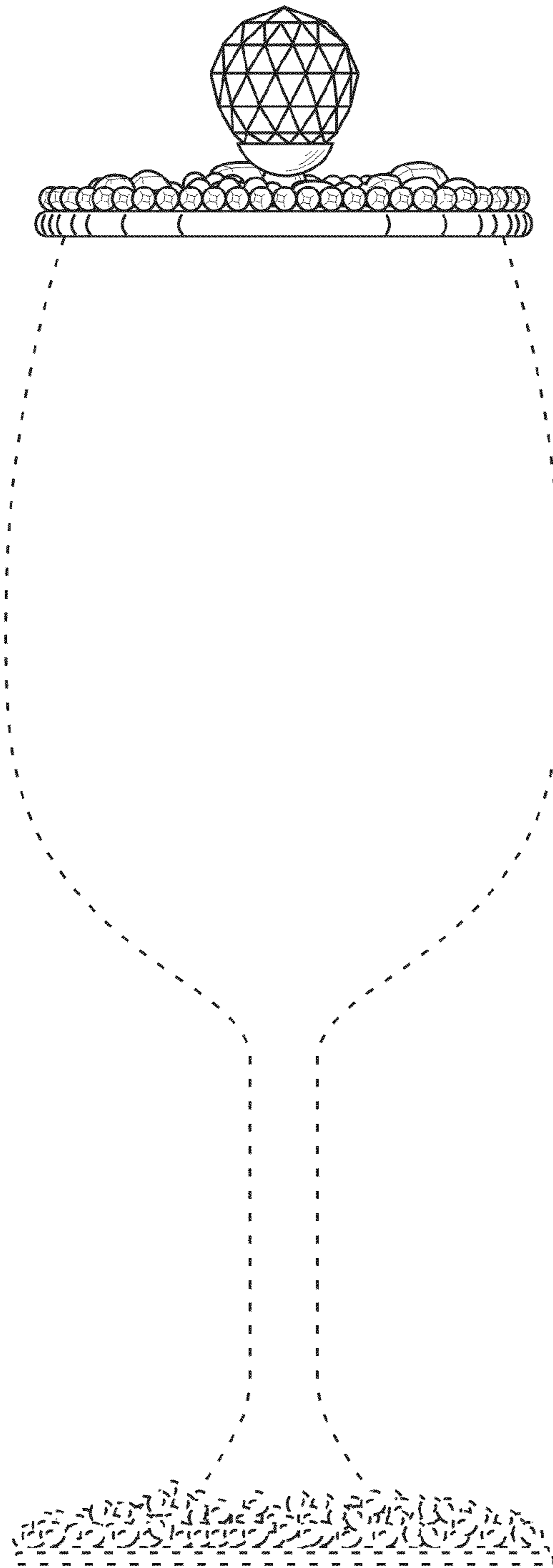


FIG. 5



FIG. 6

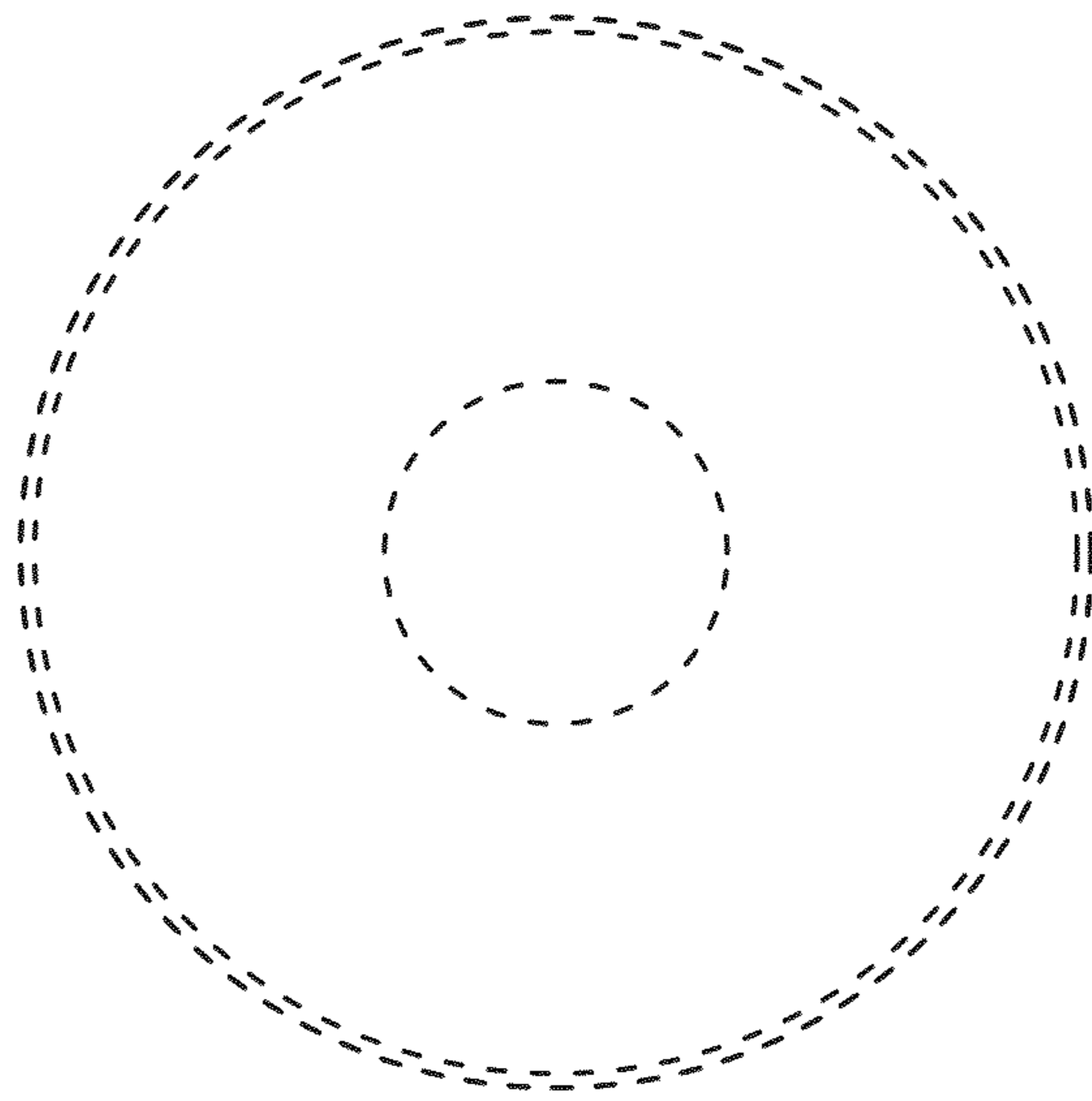


FIG. 7