



US00D736539S

(12) **United States Design Patent**  
**Reed, Jr.**

(10) **Patent No.:** **US D736,539 S**

(45) **Date of Patent:** **\*\* \*Aug. 18, 2015**

- (54) **LACROSSE STICK HOLDER**
- (71) Applicant: **John Reed, Jr.**, Tigard, OR (US)
- (72) Inventor: **John Reed, Jr.**, Tigard, OR (US)
- (\*) Notice: This patent is subject to a terminal disclaimer.
- (\*\*) Term: **14 Years**
- (21) Appl. No.: **29/464,868**
- (22) Filed: **Aug. 21, 2013**
- (51) **LOC (10) Cl.** ..... **06-04**
- (52) **U.S. Cl.**  
USPC ..... **D6/553**
- (58) **Field of Classification Search**  
USPC ..... D6/512-514, 552, 553, 569, 570, 571;  
D8/349, 354, 371, 373, 380; 211/13.1,  
211/70.2, 70.1, 70.5, 70.6, 65  
See application file for complete search history.

D312,017	S	*	11/1990	Gould	.....	D6/553
5,848,716	A		12/1998	Waranius		
5,871,105	A		2/1999	Whitehead et al.		
D415,913	S	*	11/1999	Ernst	.....	D6/571
6,315,133	B1	*	11/2001	Franke	.....	211/70.2
7,441,669	B1		10/2008	Dalbey		
D601,841	S	*	10/2009	Neufeld	.....	D6/570
7,721,899	B2	*	5/2010	Lambert	.....	211/65

\* cited by examiner

*Primary Examiner* — Brian N Vinson

(74) *Attorney, Agent, or Firm* — J. Curtis Edmondson; Law Offices of J. Curtis Edmondson

(57) **CLAIM**

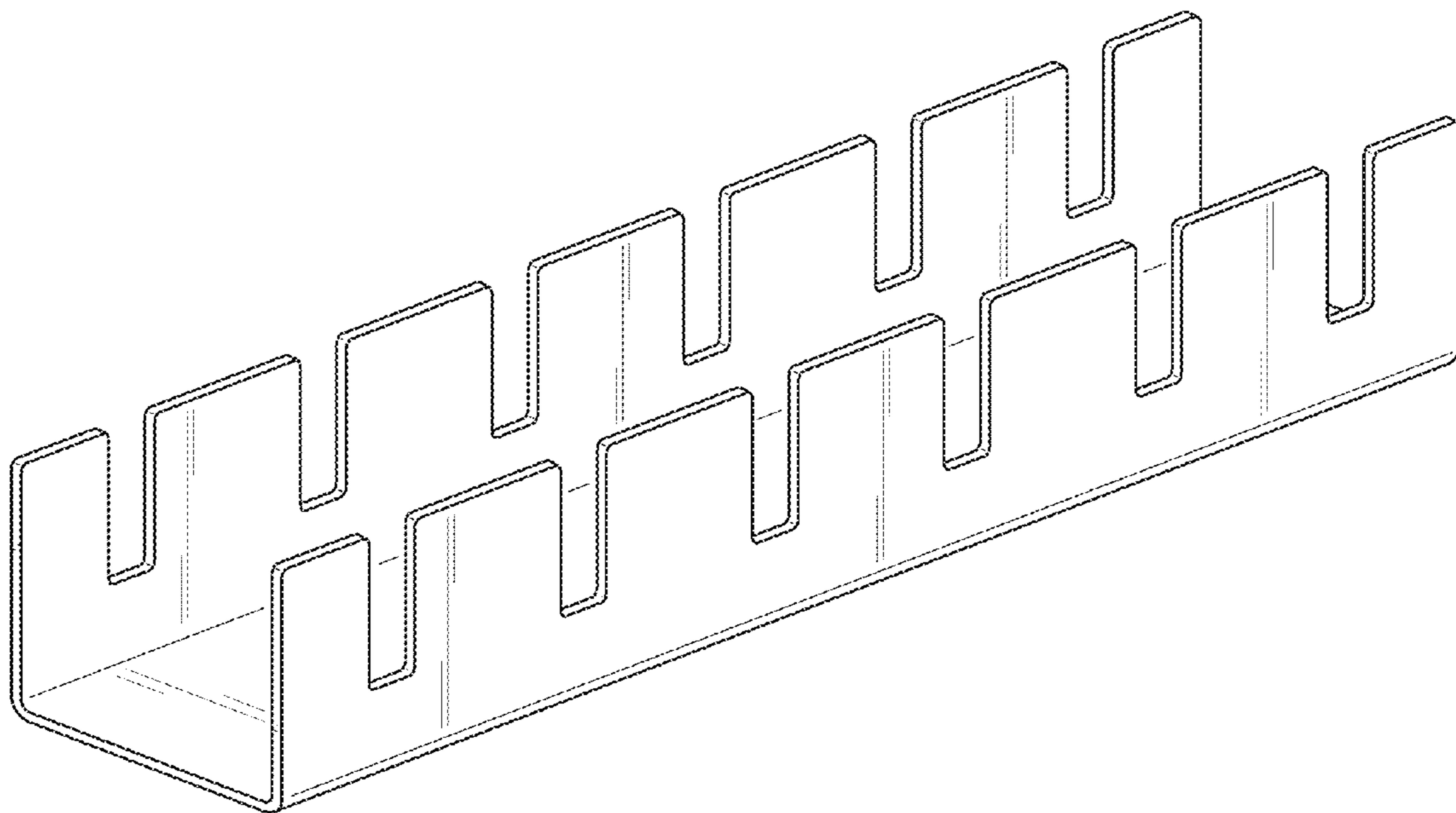
I claim the ornamental design for a lacrosse stick holder, as shown and described.

**DESCRIPTION**

FIG. 1 is a side perspective view of the lacrosse stick holder. FIG. 2 is a left side view of the lacrosse stick holder. FIG. 3 is a right side view of the lacrosse stick holder. FIG. 4 is a front view of the lacrosse stick holder. FIG. 5 is a top view of the lacrosse stick holder, FIG. 6 is a bottom view of the lacrosse stick holder; and, FIG. 7 is a reduced front perspective view thereof, with the broken-line disclosure of lacrosse sticks shown for illustrative purposes only and forming no part of the claimed design.

**1 Claim, 7 Drawing Sheets**

- (56) **References Cited**  
U.S. PATENT DOCUMENTS  
3,702,136 A \* 11/1972 Alberstson ..... 211/70.6  
3,822,019 A \* 7/1974 Baatz ..... 211/70.6  
D286,119 S \* 10/1986 Enquist ..... D6/552



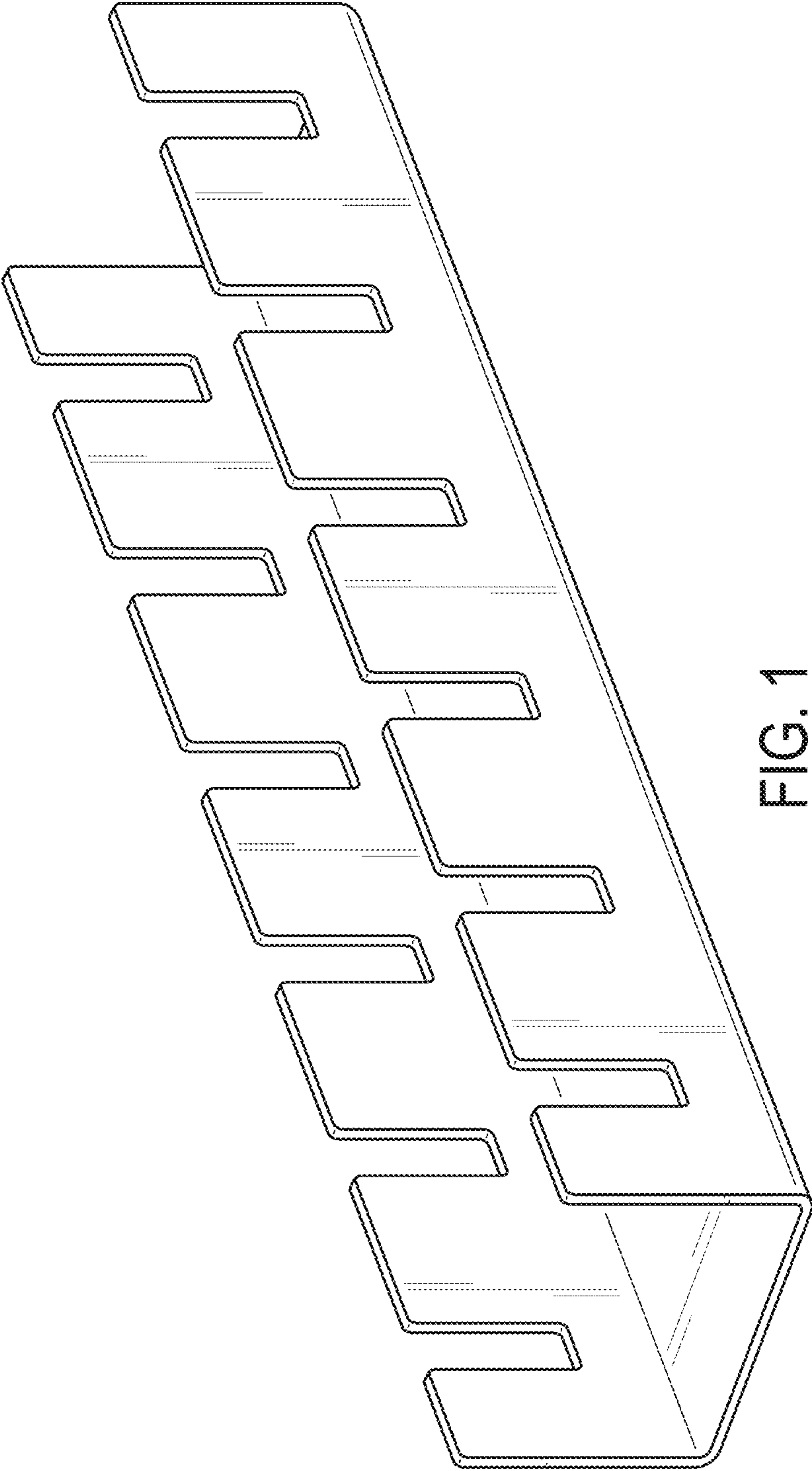


FIG. 1

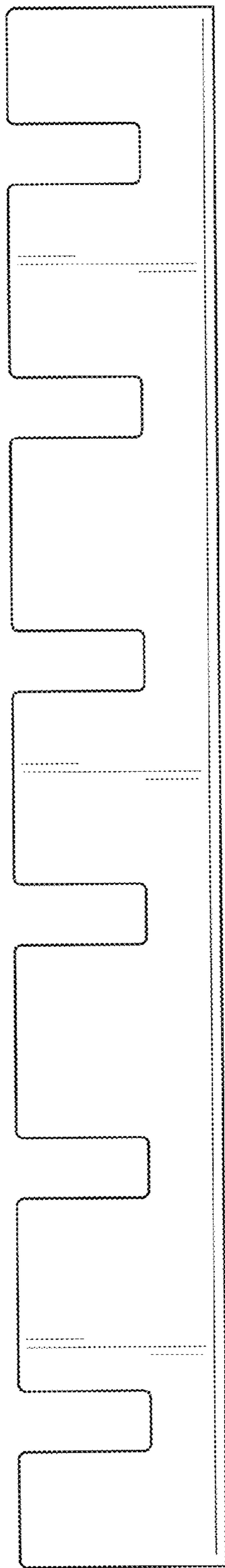


FIG. 2

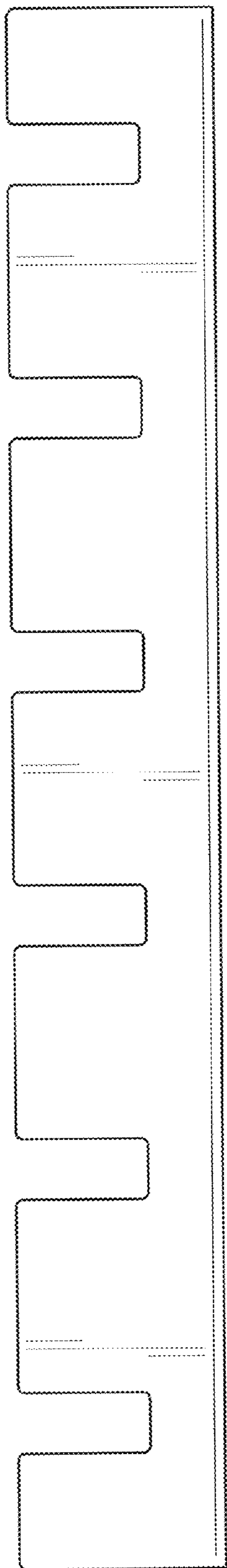


FIG. 3




FIG. 4




FIG. 5




FIG. 6

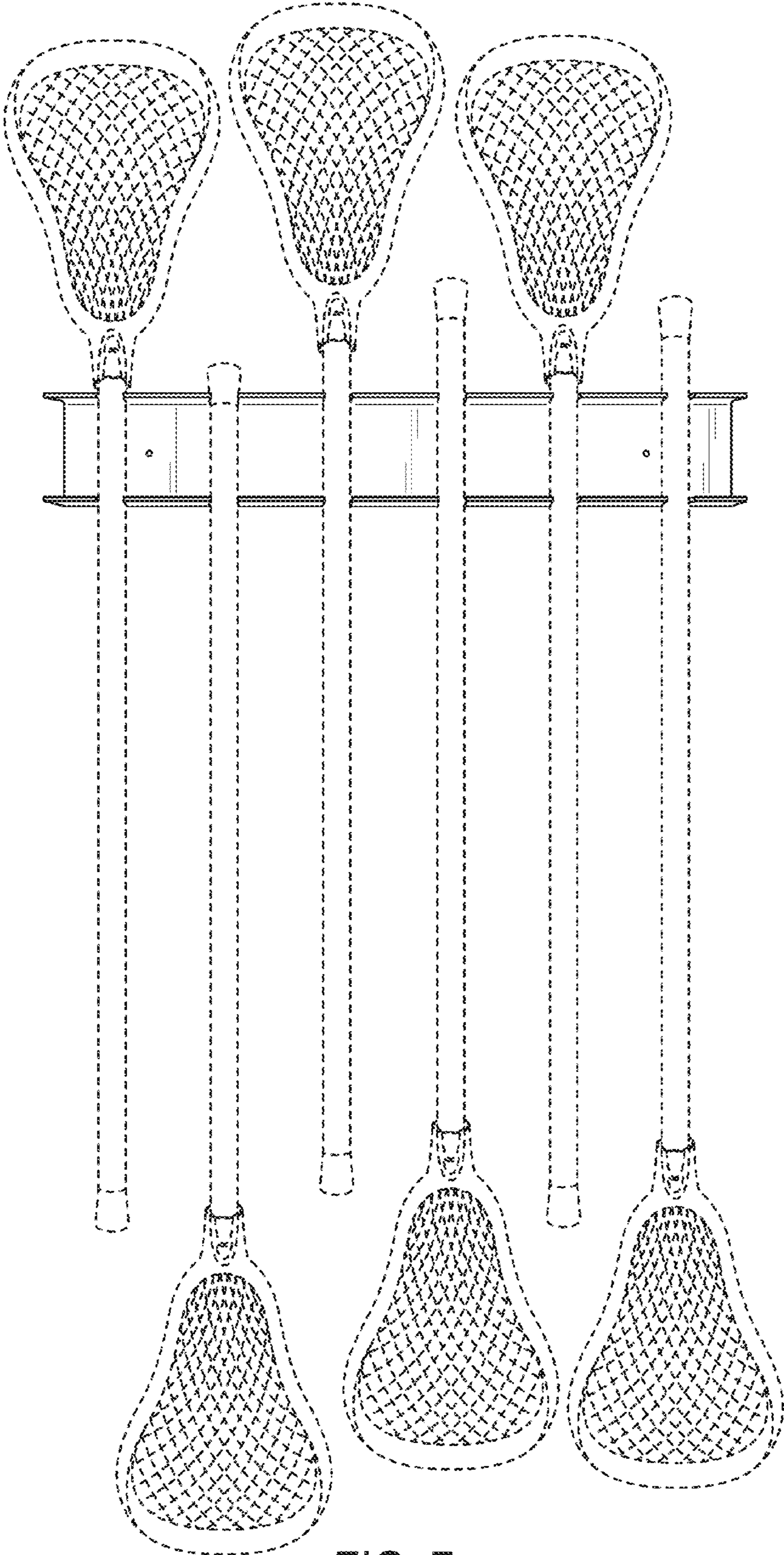


FIG. 7