



US00D736524S

(12) **United States Design Patent**
He

(10) **Patent No.:** **US D736,524 S**

(45) **Date of Patent:** **** Aug. 18, 2015**

(54) **HANGER**

(71) Applicant: **Cohesion Products, LLC**, Irving, TX
(US)

(72) Inventor: **Shaodong He**, Guangzhou (CN)

(73) Assignee: **Cohesion Products, LLC**, Irving, TX
(US)

(**) Term: **14 Years**

(21) Appl. No.: **29/459,112**

(22) Filed: **Jun. 26, 2013**

(51) **LOC (10) Cl.** **06-08**

(52) **U.S. Cl.**
USPC **D6/328; D8/367**

(58) **Field of Classification Search**
USPC D6/315–328; 223/85–98; 211/1, 10,
211/13.1, 85.3, 87.01, 113; D8/367, 368,
D8/370, 373, 376, 379, 396; 248/322, 339,
248/340, 692

CPC A47G 25/32; A47G 25/28; A47G 25/442;
A47G 25/20; A47G 25/24; A47G 25/1421;
A47G 25/1428; A47G 25/06; A47G 25/52;
A47G 25/38; A47G 25/50; A47G 25/183;
A47G 25/70; A47G 25/0607; A47G 2025/448;
A47G 25/1414; A47G 25/0678; A47G 25/44;
A47F 7/19; A47F 5/01; A47F 5/13

See application file for complete search history.

(56) **References Cited**

U.S. PATENT DOCUMENTS

2,076,708 A * 4/1937 Comstock 211/123
2,805,805 A * 9/1957 Orzech et al. 223/91
3,448,902 A * 6/1969 Stebbins 223/85

D350,279 S * 9/1994 Tate D8/373
D441,584 S * 5/2001 Ho D6/580
D442,074 S * 5/2001 Harvey D8/368
D456,696 S * 5/2002 Samelson D8/367
D457,807 S * 5/2002 Vanderbilt D8/368
D495,591 S * 9/2004 Clucas D8/367
D498,662 S * 11/2004 Neri D8/373
D507,120 S * 7/2005 Leung et al. D6/328
D527,246 S * 8/2006 Clucas D8/370
D545,180 S * 6/2007 Harwanko D8/372
D630,089 S * 1/2011 Kim D8/367
D673,783 S * 1/2013 Presser D6/328
2007/0050904 A1 * 3/2007 Harwanko 4/558
2013/0112721 A1 * 5/2013 Presser 223/85

* cited by examiner

Primary Examiner — Derrick Holland

Assistant Examiner — Lauren Calve

(74) *Attorney, Agent, or Firm* — Avyno Law P.C.

(57) **CLAIM**

I claim the ornamental design for a hanger, as shown and described.

DESCRIPTION

FIG. 1 is a perspective view of a hanger, shown in environmental use;

FIG. 2 is a front elevation view thereof;

FIG. 3 is a side view of the hanger of FIG. 1;

FIG. 4 is an opposite side view of the hanger of FIG. 1;

FIG. 5 is a top plan view of the hanger of FIG. 1;

FIG. 6 is a bottom plan view of the hanger of FIG. 1; and,

FIG. 7 is a rear elevation view of the hanger of FIG. 1.

The broken lines shown represent unclaimed subject matter and form no part of the claimed design.

1 Claim, 3 Drawing Sheets

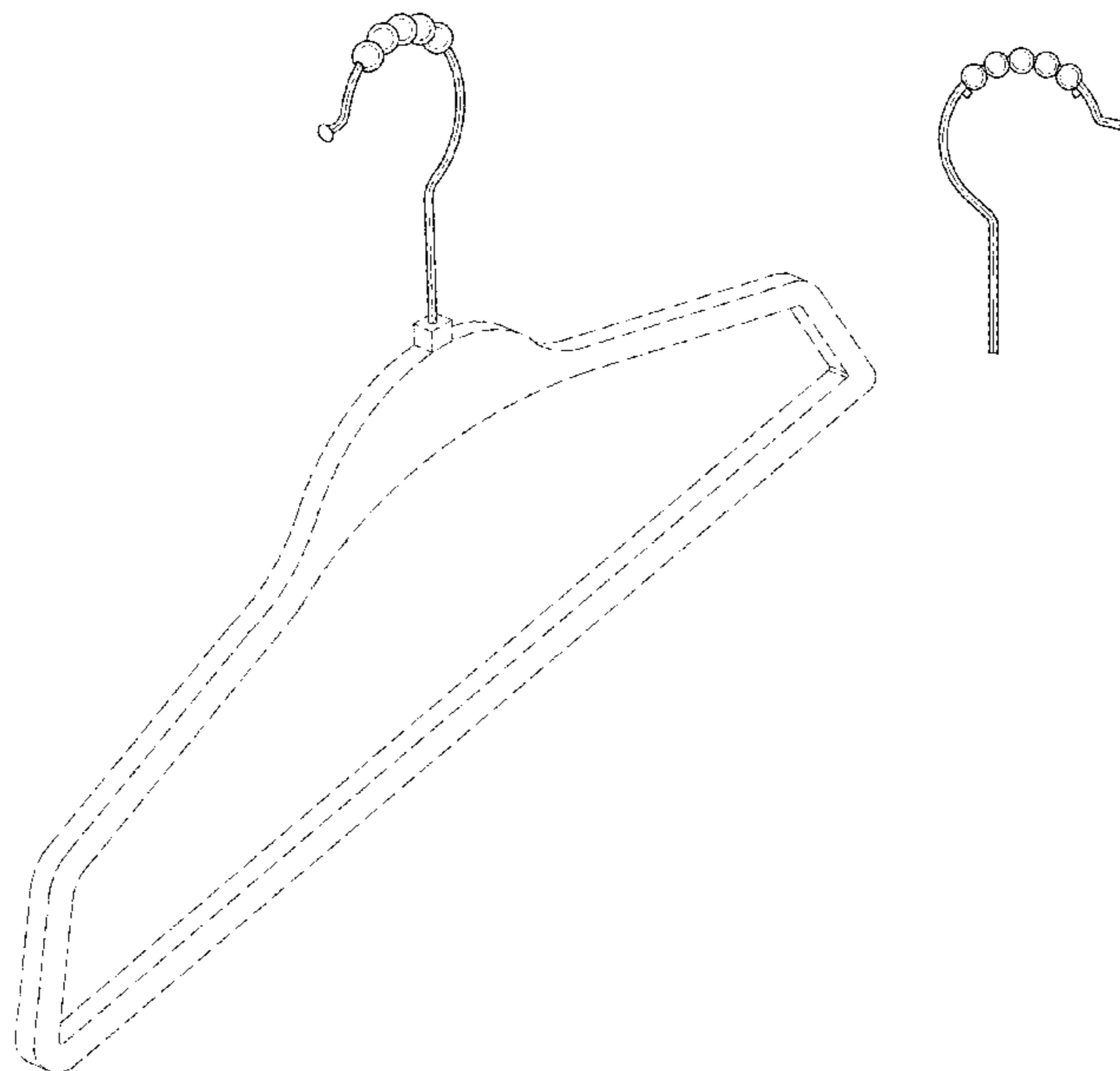
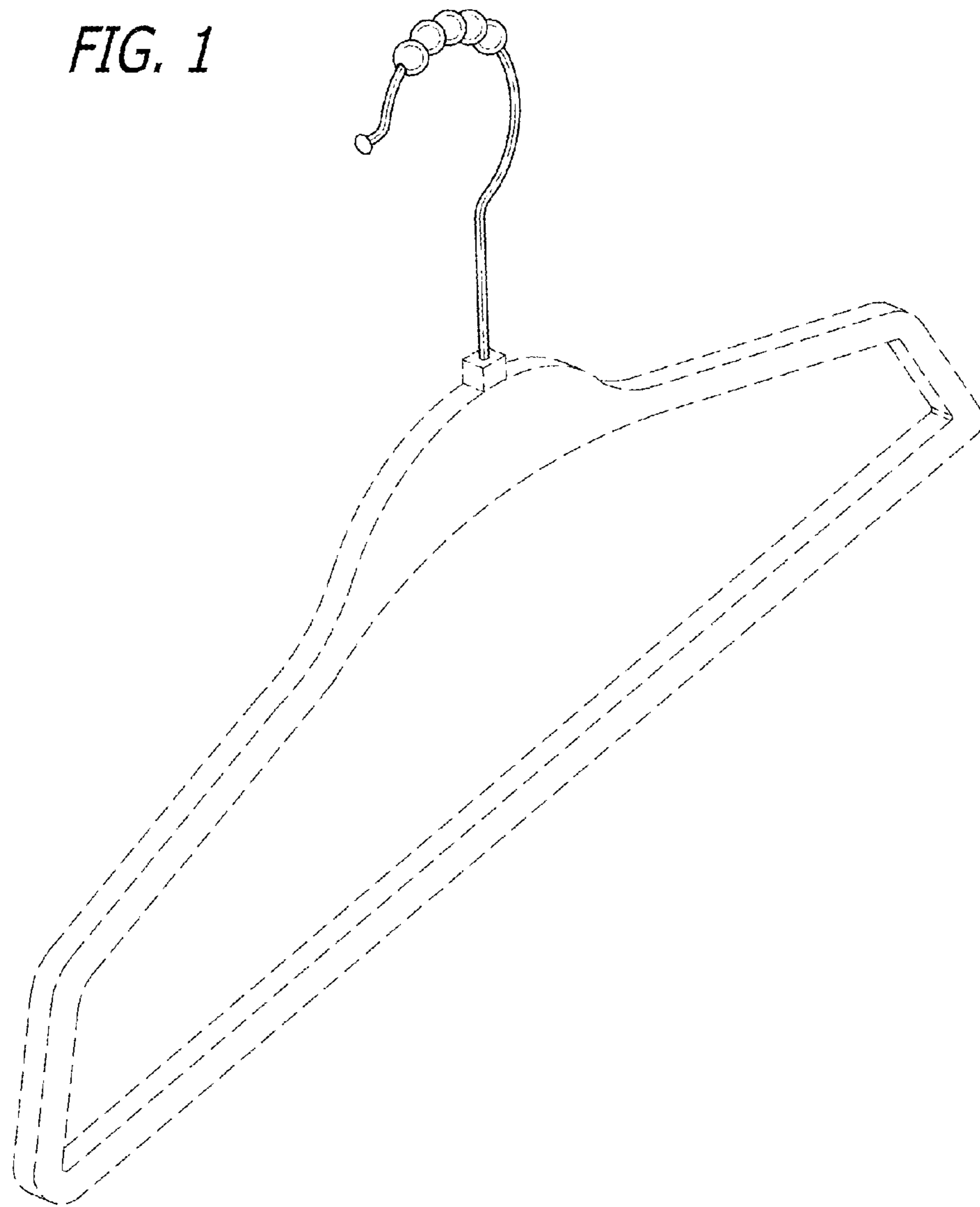


FIG. 1



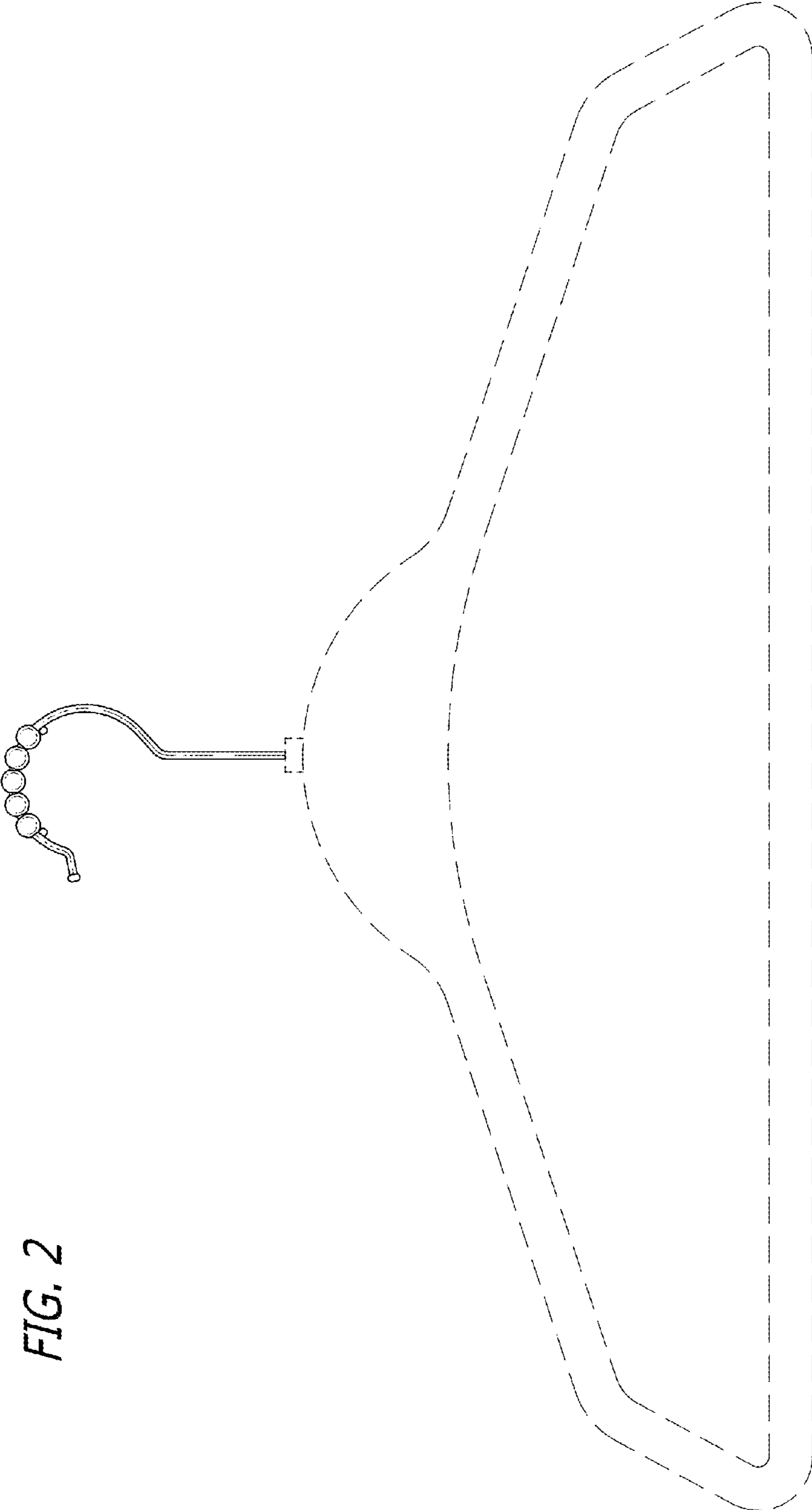


FIG. 2

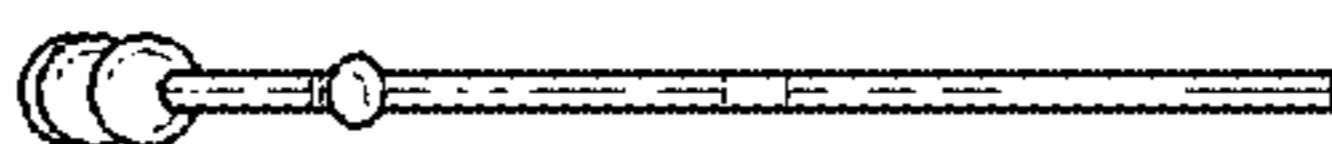


FIG. 3

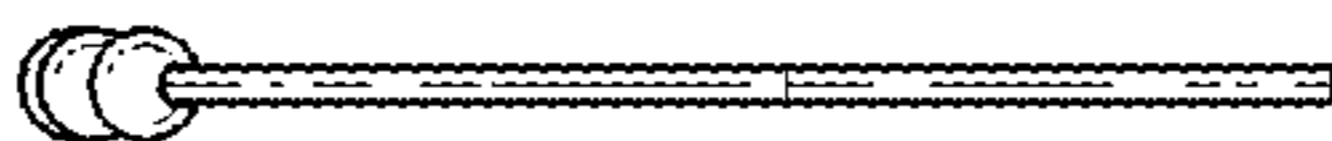


FIG. 4



FIG. 5



FIG. 6

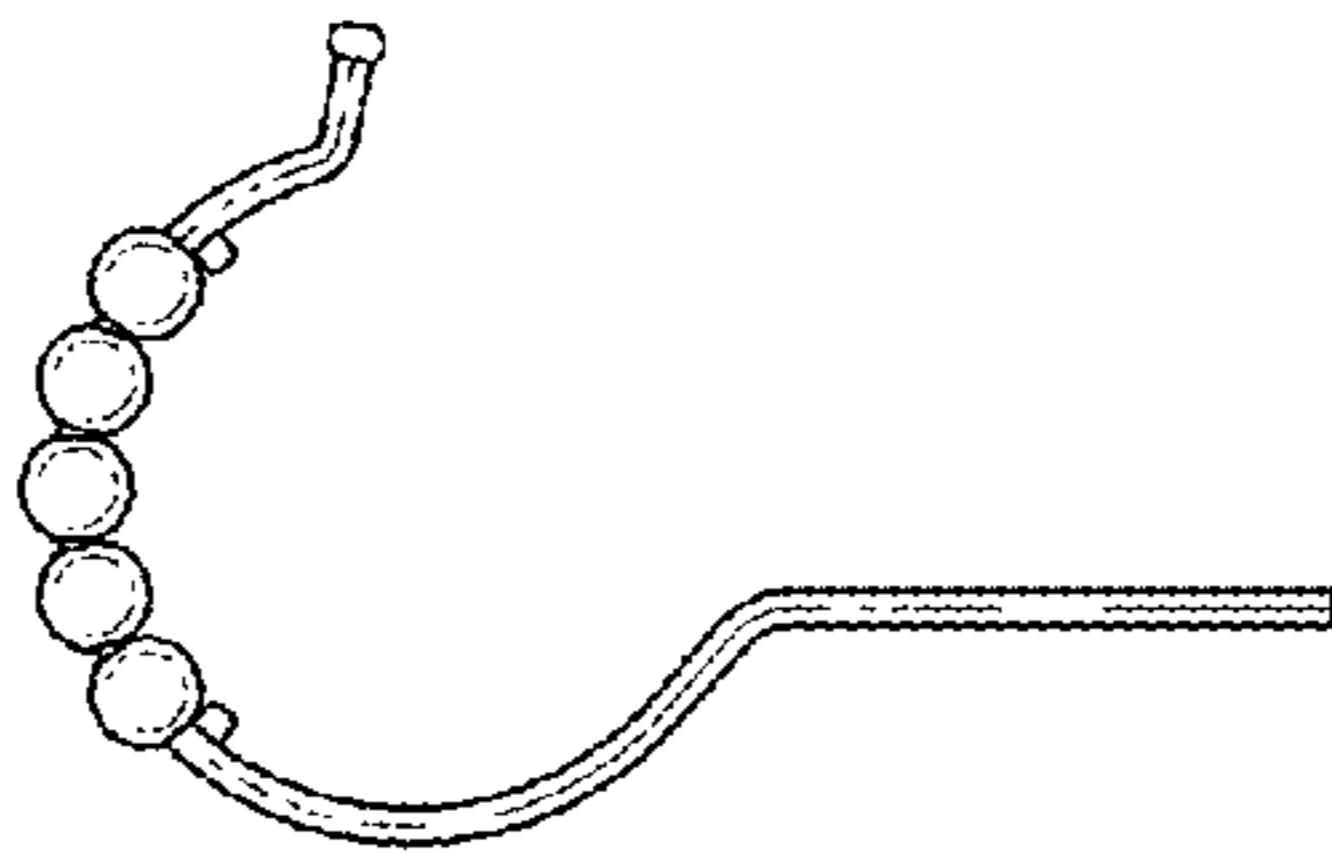


FIG. 7