



US00D736513S

(12) **United States Design Patent**  
**McAfee**

(10) **Patent No.:** **US D736,513 S**

(45) **Date of Patent:** **\*\* Aug. 18, 2015**

(54) **ATHLETIC SHOE TONGUE SLEEVE**

(71) Applicant: **Kevin S McAfee**, San Antonio, TX (US)

(72) Inventor: **Kevin S McAfee**, San Antonio, TX (US)

(\*\*) Term: **14 Years**

(21) Appl. No.: **29/475,713**

(22) Filed: **Dec. 5, 2013**

(51) **LOC (10) Cl.** ..... **02-07**

(52) **U.S. Cl.**  
USPC ..... **D2/976**

(58) **Field of Classification Search**

USPC ..... D2/508, 809, 827, 891, 892, 895, 899,  
D2/918, 921, 922, 946, 964-966, 976;  
36/7.1 R, 34 R, 72 B, 72 R, 73, 83, 136  
CPC ..... A43B 23/00; A43B 23/26; A43C 7/02  
See application file for complete search history.

(56) **References Cited**

**U.S. PATENT DOCUMENTS**

D240,774 S *	8/1976	Ortner	.....	D2/975
4,805,321 A *	2/1989	Tonkel	.....	36/54
5,459,947 A *	10/1995	Lasher	.....	36/54
D369,237 S *	4/1996	Gamm	.....	D2/975
D481,864 S *	11/2003	Landry	.....	D2/976
D507,861 S *	8/2005	Kim	.....	D2/946
D550,948 S *	9/2007	Pelsue	.....	D2/975

D586,103 S *	2/2009	Banik et al.	.....	D2/969
7,640,640 B1 *	1/2010	Watkins	.....	24/712.3
D645,242 S *	9/2011	Phillips	.....	D2/975

\* cited by examiner

*Primary Examiner* — Derrick Holland

*Assistant Examiner* — Janice Lim

(74) *Attorney, Agent, or Firm* — John C. Cave; Gunn, Lee & Cave, P.C.

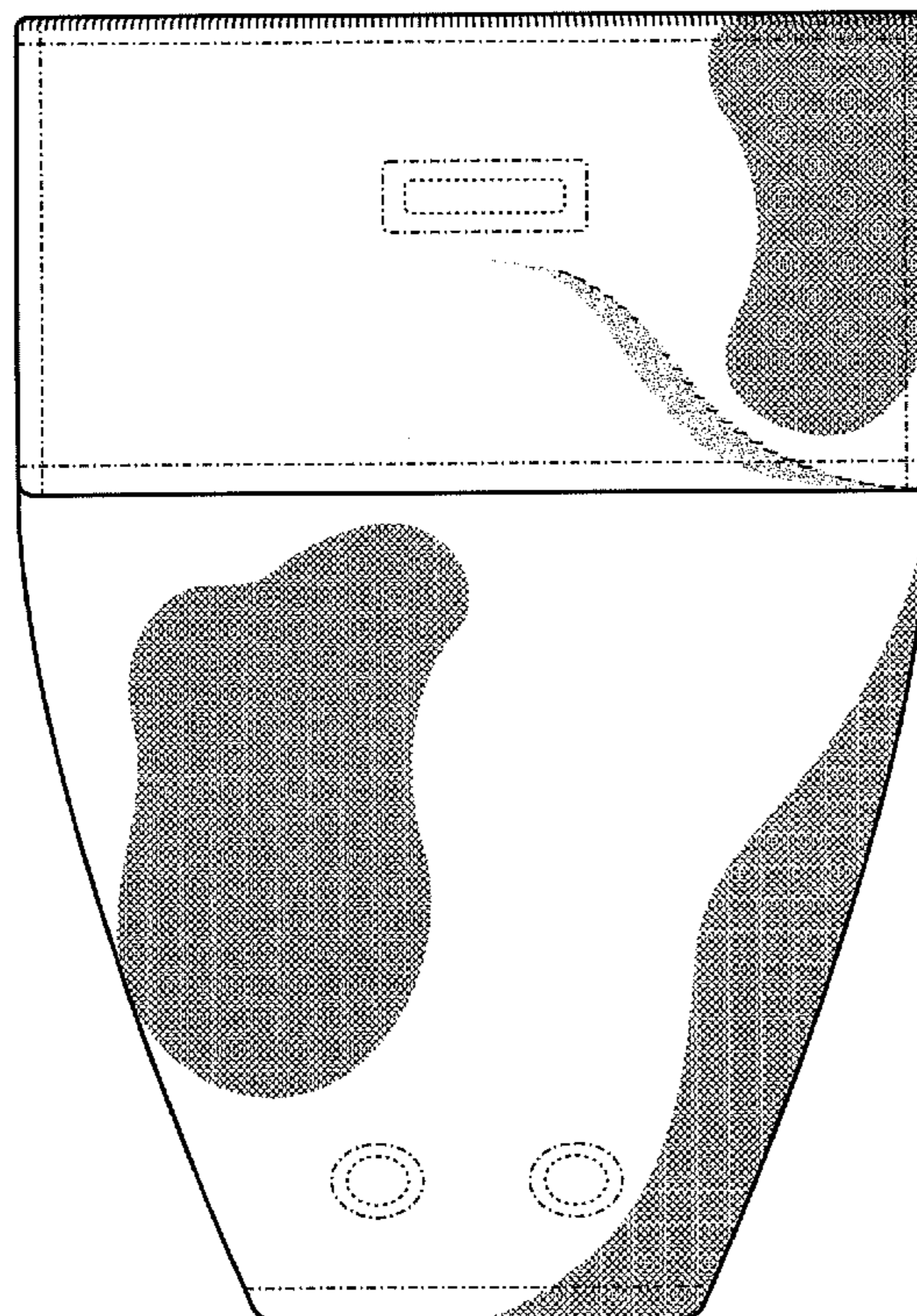
(57) **CLAIM**

The athletic shoe tongue sleeve, as shown and described.

**DESCRIPTION**

FIG. 1 is a front view of the athletic shoe tongue sleeve.  
FIG. 2 is a back view thereof.  
FIG. 3 is a top view (as seen from the front view) thereof.  
FIG. 4 is a bottom view (as seen from the front view) thereof.  
FIG. 5 is a left side view thereof.  
FIG. 6 is a right side view thereof; and,  
FIG. 7 is a perspective view thereof.  
Broken lines are used in the drawings to show the environment related to the claimed design. Each of the lighter broken lines shown in FIGS. 1, 2, 5, 6 and 7 are for the purpose of showing the stitching only. Each of the darker broken lines shown in FIGS. 1 and 7 are for the purpose of showing openings. The broken lines form no part of the claimed design.

**1 Claim, 5 Drawing Sheets**



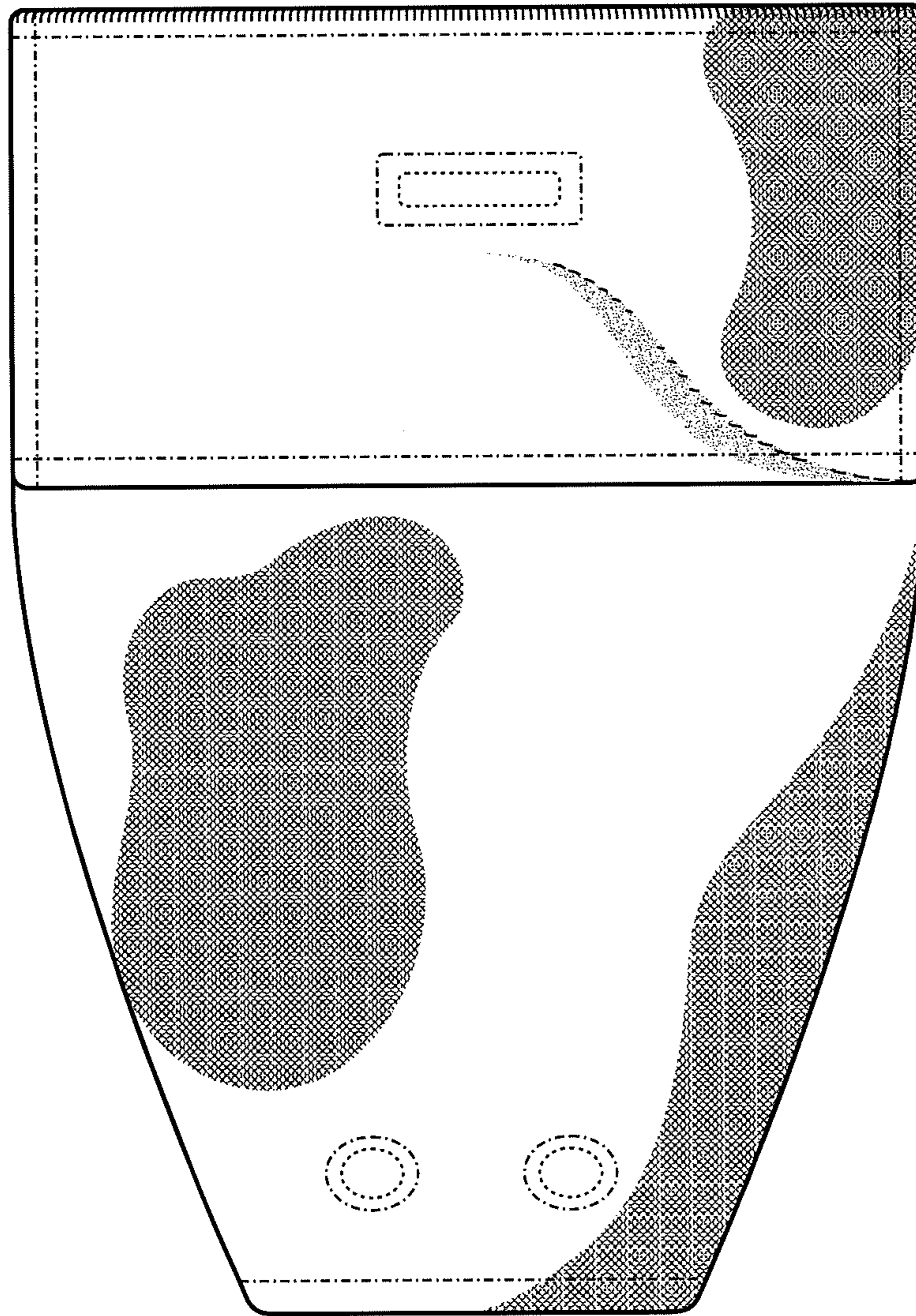


FIG. 1






FIG. 2

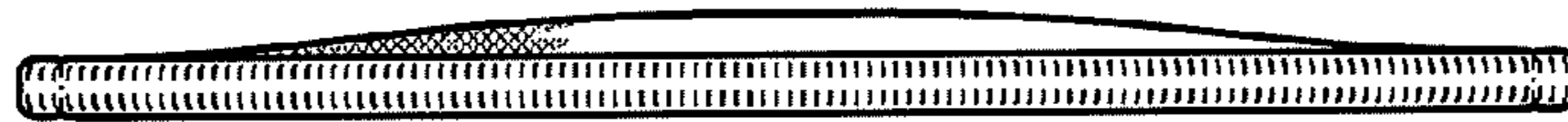


FIG. 3



FIG. 4




FIG. 5

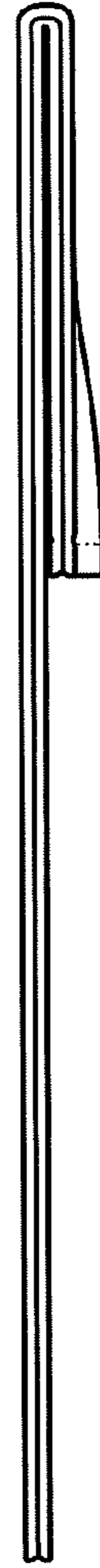


FIG. 6

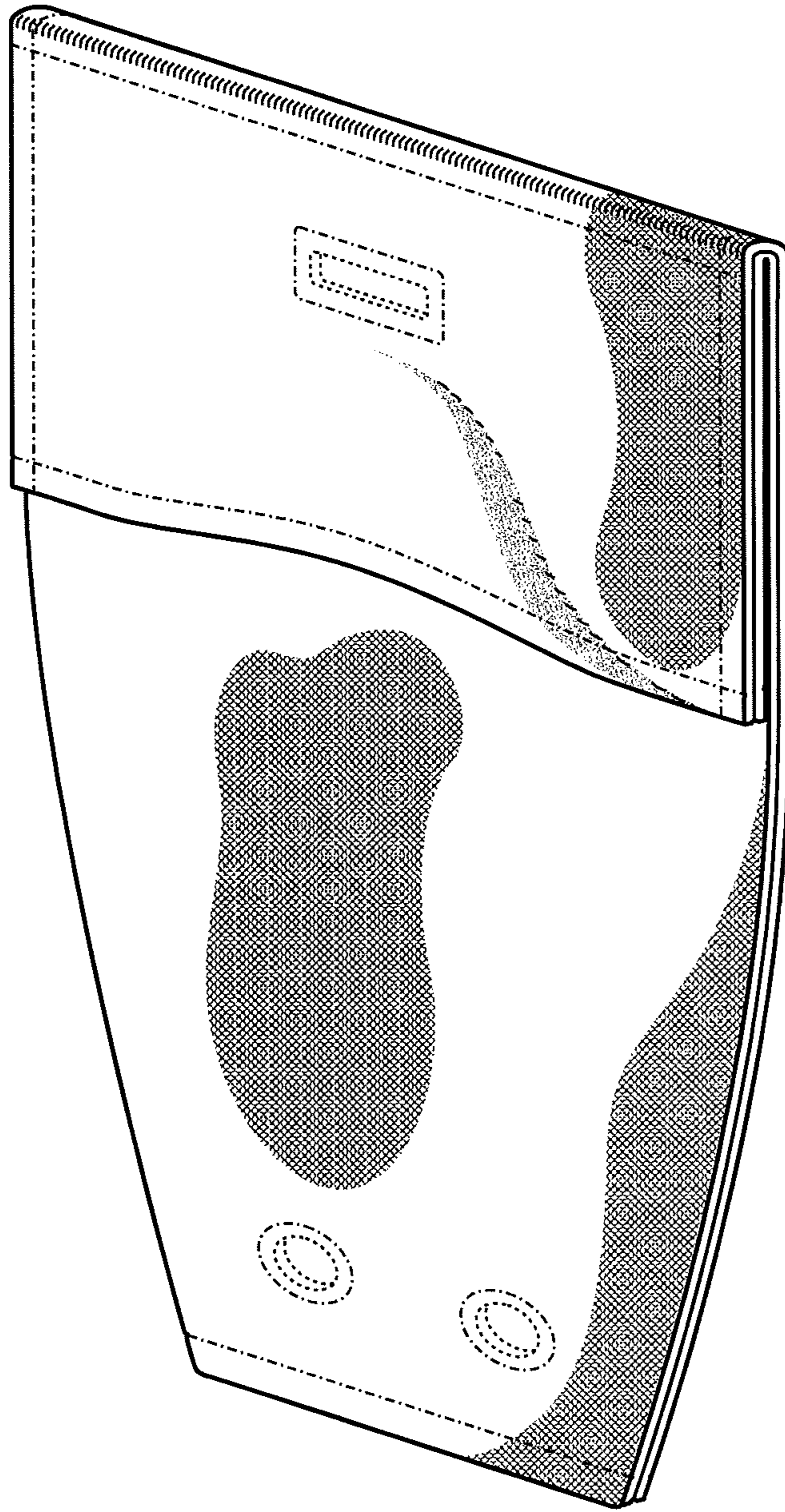


FIG. 7