



US00D736511S

(12) **United States Design Patent**
Mungo

(10) **Patent No.:** **US D736,511 S**

(45) **Date of Patent:** **** Aug. 18, 2015**

(54) **SET OF SHOE PADS**

(71) Applicant: **Timothy P. Mungo**, Staatsburg, NY
(US)

(72) Inventor: **Timothy P. Mungo**, Staatsburg, NY
(US)

(**) Term: **14 Years**

(21) Appl. No.: **29/506,808**

(22) Filed: **Oct. 21, 2014**

Related U.S. Application Data

(62) Division of application No. 29/470,610, filed on Oct. 23, 2013, now Pat. No. Des. 718,027.

(51) **LOC (10) Cl.** **02-04**

(52) **U.S. Cl.**
USPC **D2/961**

(58) **Field of Classification Search**
USPC D2/896, 947-952, 961; 36/43, 44, 71,
36/103, 155, 166, 173, 3 B, 22 R, 24.5,
36/25 R

CPC A43B 7/14; A43B 7/142; A43B 7/143;
A43B 7/1445; A61F 5/14

See application file for complete search history.

(56) **References Cited**

U.S. PATENT DOCUMENTS

D297,381 S * 8/1988 Sugiyama D2/961
D393,726 S * 4/1998 Sweeney D25/113
D396,343 S * 7/1998 Foxen et al. D2/961
D446,913 S * 8/2001 Holden D2/916
D455,002 S * 4/2002 Holden D2/916
D496,466 S * 9/2004 Slautterback et al. D24/192

D545,532 S * 7/2007 Sawtelle et al. D2/947
D664,755 S * 8/2012 Gavrieli et al. D2/962
D674,587 S * 1/2013 Grainger D2/961
D690,490 S * 10/2013 Riddell D2/954
2007/0224356 A1 9/2007 Leonard
2013/0118032 A1 5/2013 Raji

FOREIGN PATENT DOCUMENTS

WO 2012092608 A2 7/2012

OTHER PUBLICATIONS

Spenco RX Heel Cushions, announced Aug. 2012, [online], site visited Jun. 4, 2015. Available from Internet, <URL: http://www.foothealthcare.com>.*

* cited by examiner

Primary Examiner — Derrick Holland

Assistant Examiner — Janice Lim

(74) *Attorney, Agent, or Firm* — Law Offices of Michael L. Wise, LLC

(57) **CLAIM**

The ornamental design for a set of shoe pads, as shown and described.

DESCRIPTION

FIG. 1 is a top perspective view of a set of shoe pads, showing my new design;

FIG. 2 is a top elevational view thereof;

FIG. 3 is a front elevational view thereof;

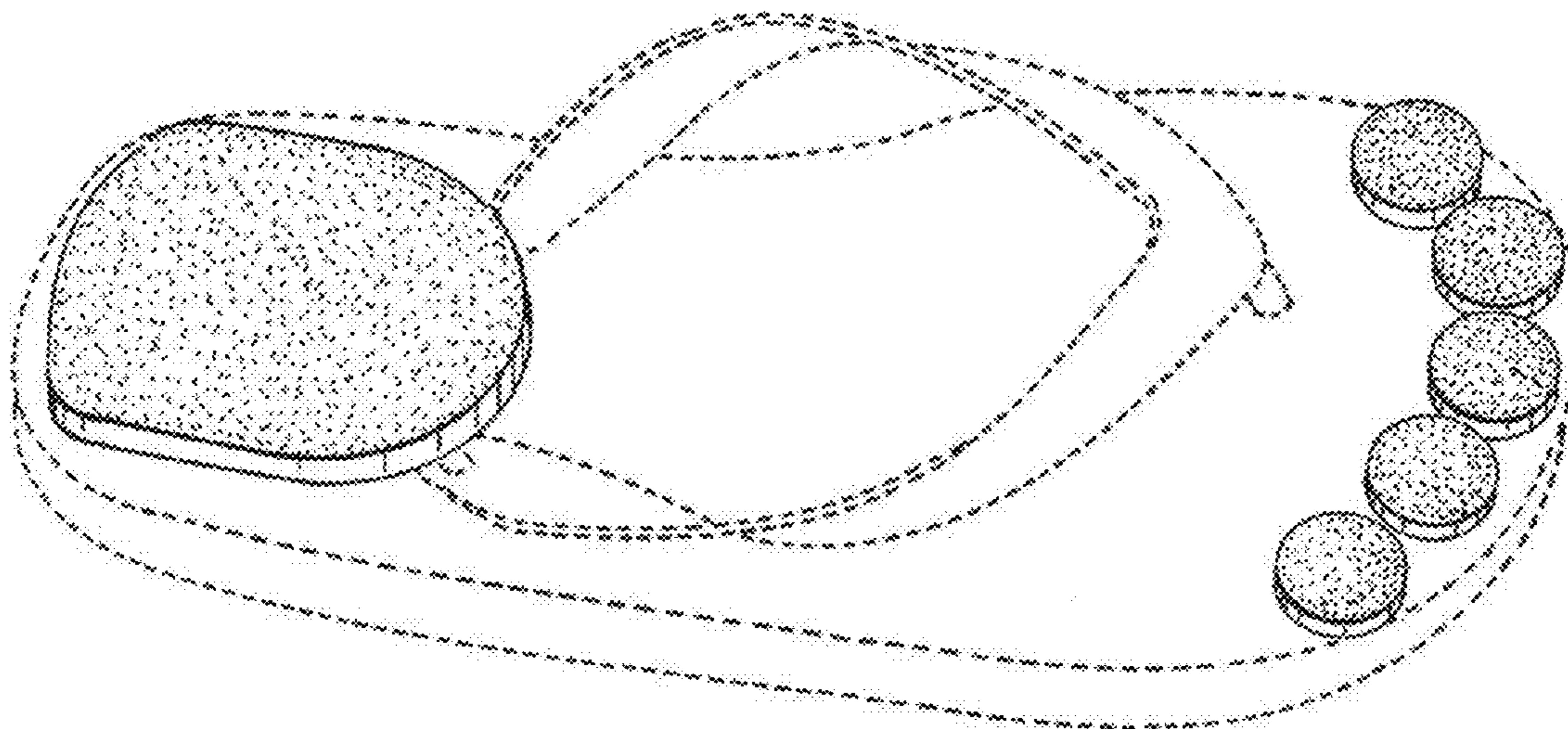
FIG. 4 is a side elevational view thereof;

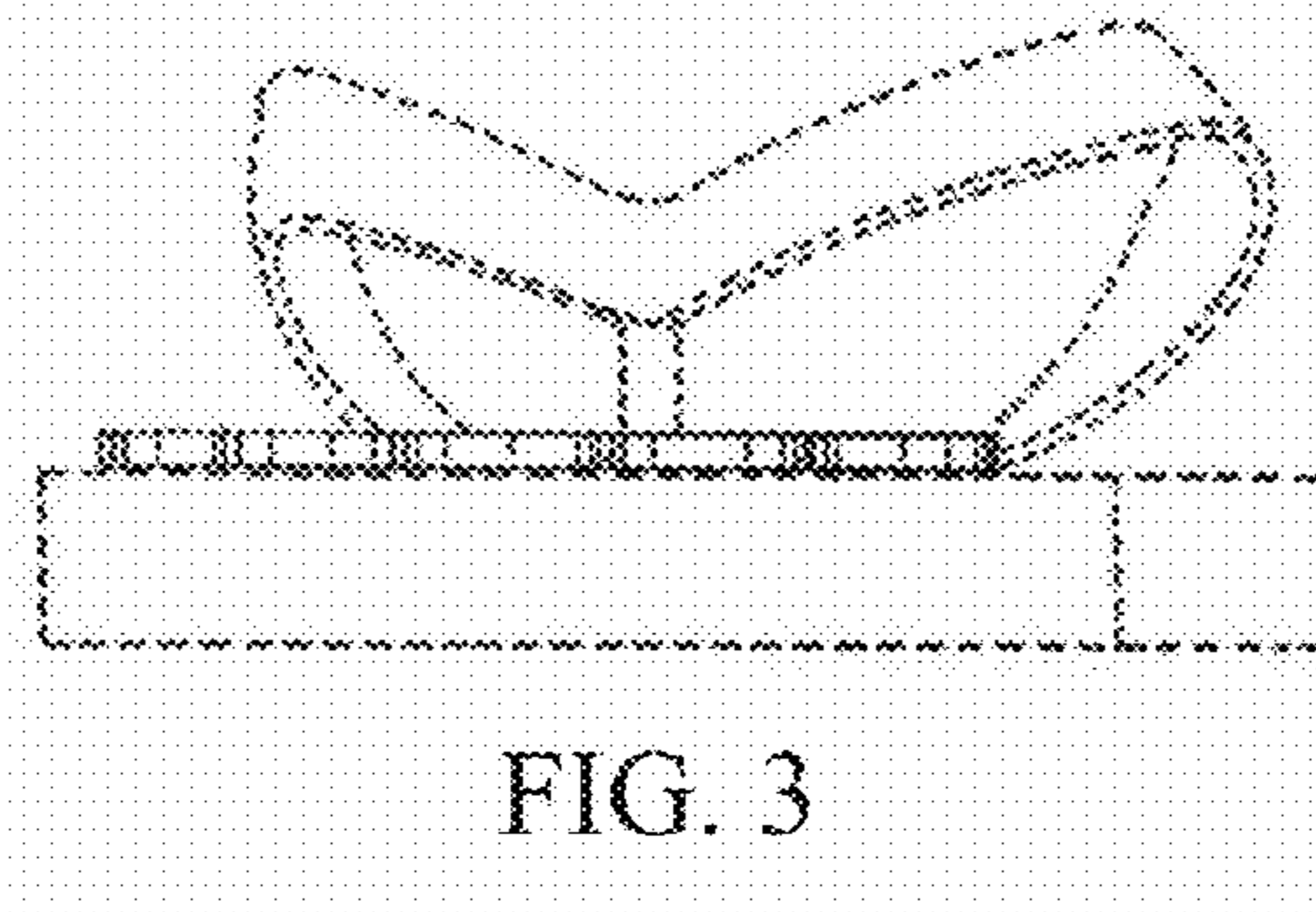
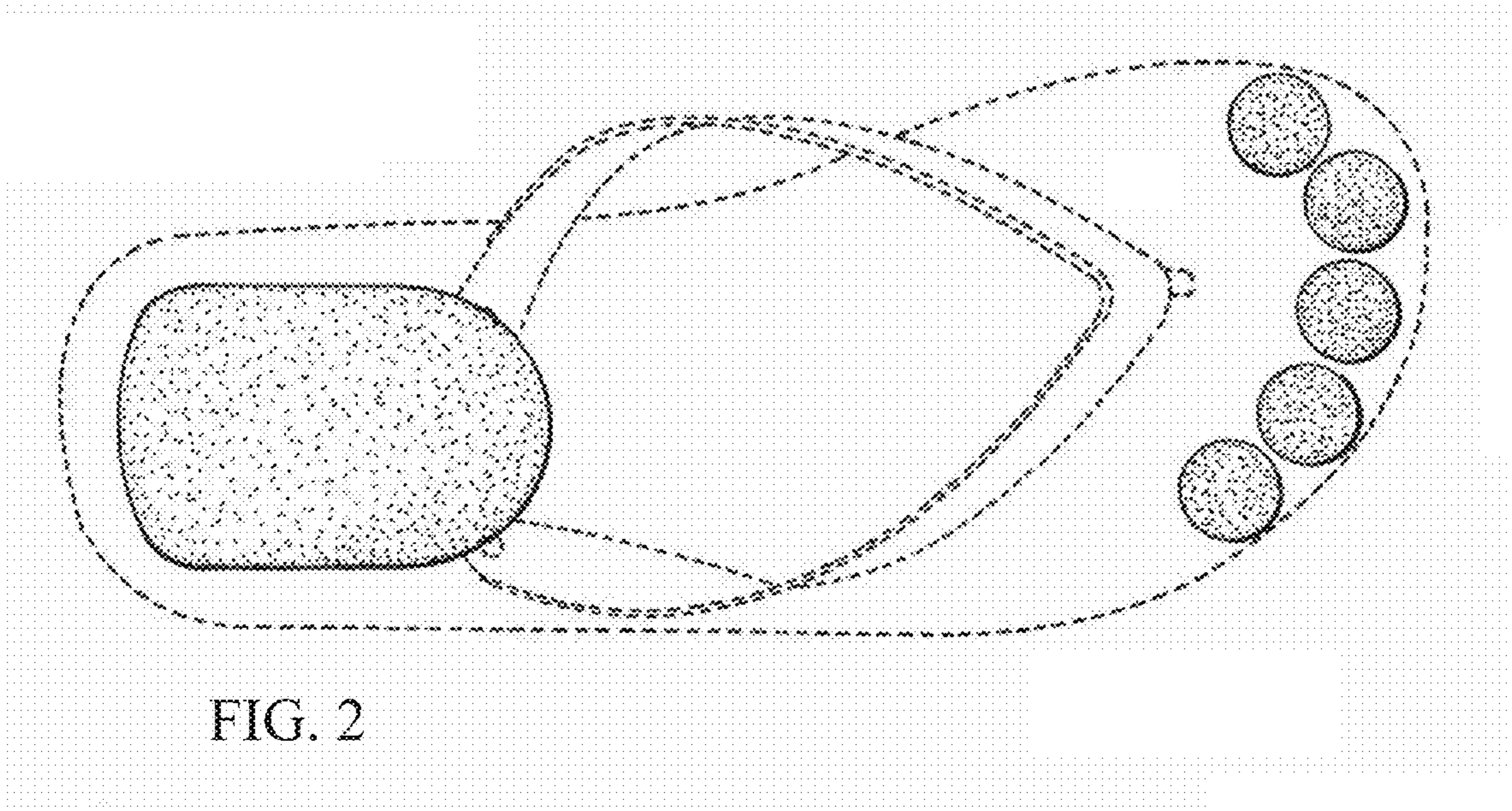
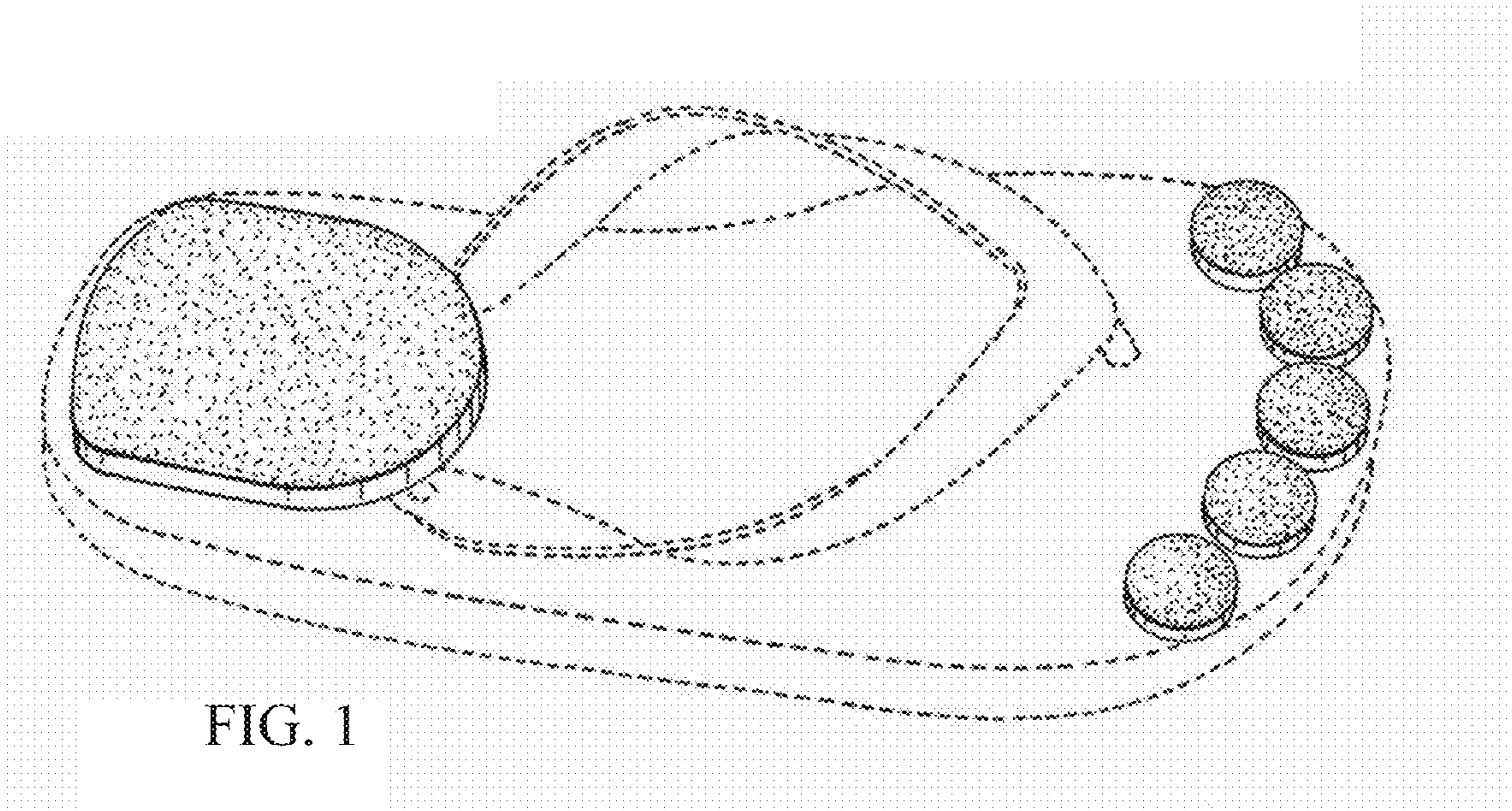
FIG. 5 is an opposite side elevational view thereof; and,

FIG. 6 is a rear elevational view thereof.

The broken lines in FIGS. 1-6 show unclaimed environmental subject matter only and form no part of the claimed design.

1 Claim, 2 Drawing Sheets





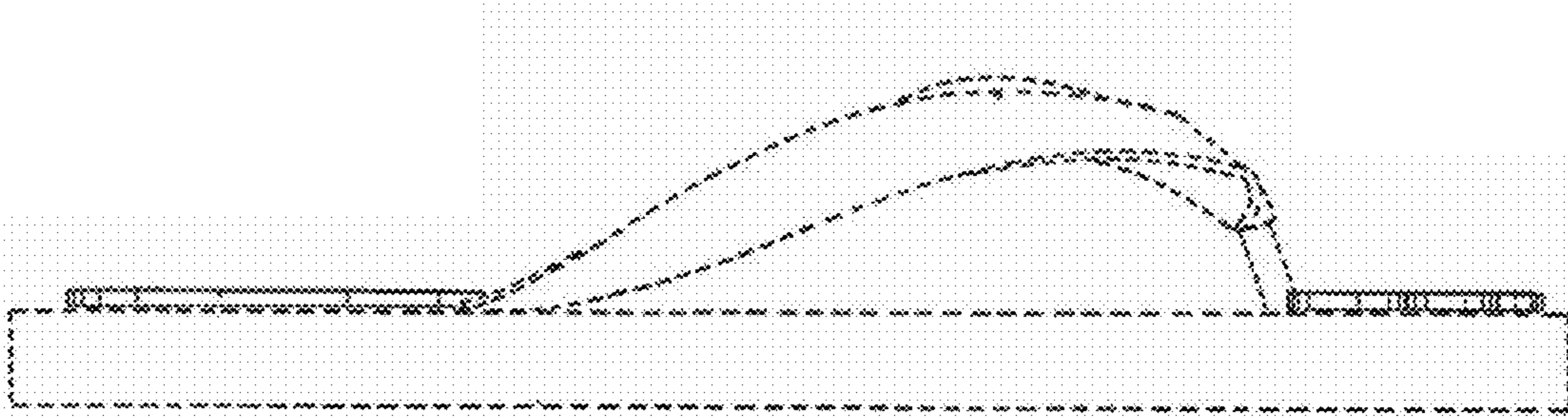


FIG. 4




FIG. 5

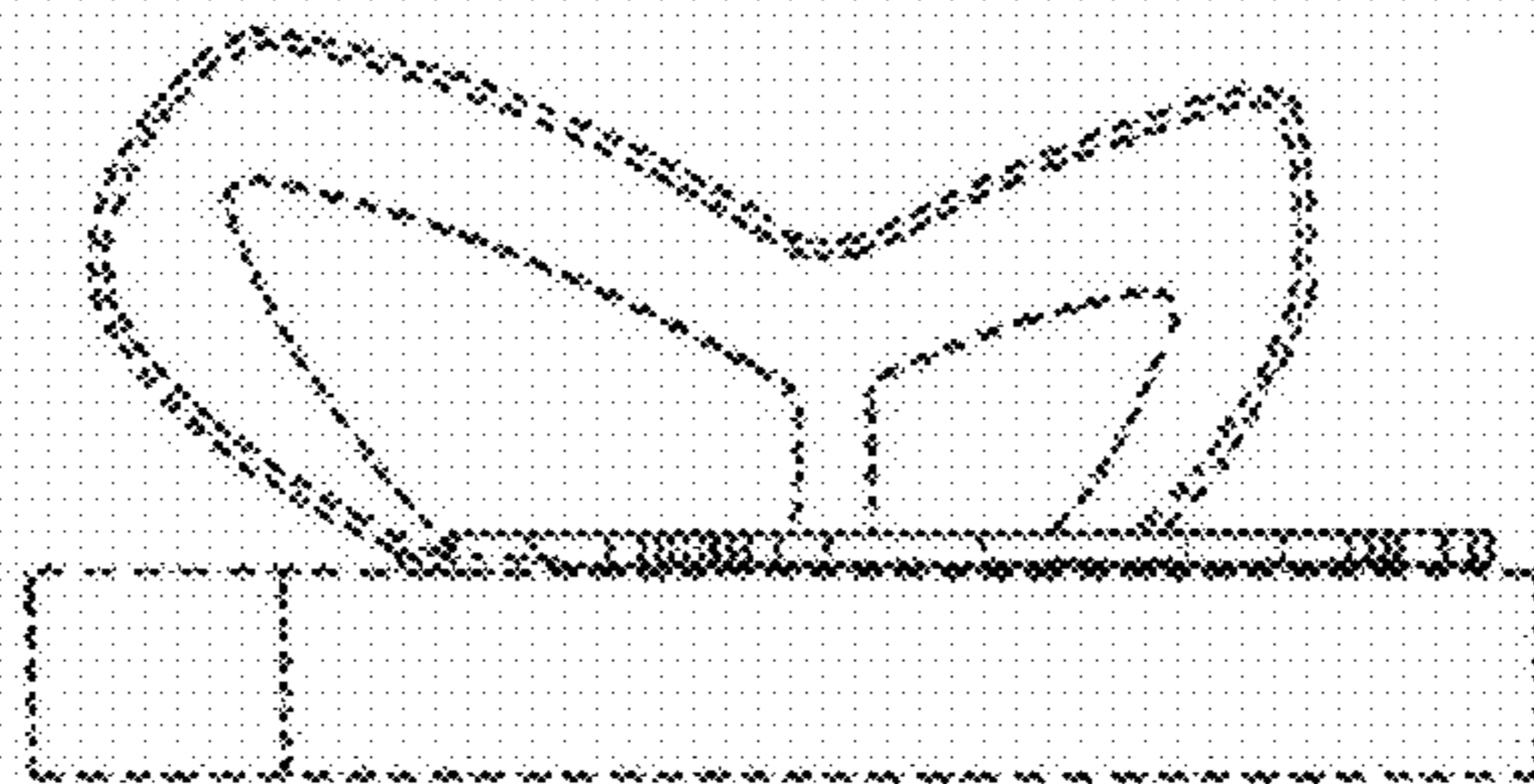


FIG. 6