



US00D736509S

(12) **United States Design Patent**
Bikowski

(10) **Patent No.:** **US D736,509 S**

(45) **Date of Patent:** **** Aug. 18, 2015**

(54) **SOLE**

(71) Applicant: **ECCO Sko A/S**, Bredebro (DK)

(72) Inventor: **Andrzej Bikowski**, Harrislee (DE)

(73) Assignee: **ECCO Sko A/S**, Bredebro (DK)

(**) Term: **14 Years**

(21) Appl. No.: **29/485,158**

(22) Filed: **Mar. 17, 2014**

(30) **Foreign Application Priority Data**

Sep. 18, 2013 (EM) 002311530-0002

(51) **LOC (10) Cl.** **02-04**

(52) **U.S. Cl.**
USPC **D2/958**; D2/951; D2/953; D2/960

(58) **Field of Classification Search**
USPC D2/902, 906, 908, 916, 918, 925,
D2/946-962, 977; 36/3 B, 22 R, 24.5, 25 R,
36/28, 32 R, 34 R, 59 C, 67 A, 103
CPC A43B 13/00; A43B 13/02; A43B 13/023;
A43B 13/026; A43B 13/04; A43B 13/08;
A43B 13/10; A43B 13/12; A43B 13/14;
A43B 13/141; A43B 13/143; A43B 13/16;
A43B 13/18; A43B 13/181; A43B 13/187;
A43B 13/189; A43B 13/20; A43B 13/22;
A43B 13/223; A43B 13/24; A43B 13/28;
A43B 13/30; A43B 13/32; A43B 13/34;
A43B 13/36
See application file for complete search history.

(56) **References Cited**

U.S. PATENT DOCUMENTS

D299,984 S * 2/1989 Liggett et al. D2/955
D388,948 S * 1/1998 Sessa D2/961
D390,348 S * 2/1998 Meyer et al. D2/957

D468,082 S * 1/2003 Brown D2/955
6,792,698 B2 * 9/2004 Kobayashi et al. 36/59 C
D508,307 S * 8/2005 Burg et al. D2/953
D509,950 S * 9/2005 Adams et al. D2/959
7,073,275 B2 * 7/2006 Hay 36/25 R
D543,340 S * 5/2007 Favreau et al. D2/960
D553,835 S * 10/2007 McClaskie D2/959
D561,440 S * 2/2008 Andersen et al. D2/957
D586,991 S * 2/2009 Fuerst D2/957
D594,195 S * 6/2009 Nakano D2/957
D596,387 S * 7/2009 Brown D2/957
7,610,695 B2 * 11/2009 Hay 36/25 R
D657,941 S * 4/2012 Bramani et al. D2/902
D711,083 S * 8/2014 Tucker et al. D2/960
D712,122 S * 9/2014 Tucker et al. D2/953
D713,135 S * 9/2014 Tucker et al. D2/957
D724,297 S * 3/2015 Oliver D2/957
2001/0016993 A1 * 8/2001 Cagner 36/102
2005/0055845 A1 * 3/2005 Hay 36/25 R
2006/0272180 A1 * 12/2006 Hay 36/25 R
2011/0131841 A1 * 6/2011 Foster 36/25 R
2014/0041261 A1 * 2/2014 Walker et al. 36/25 R

* cited by examiner

Primary Examiner — T. Chase Nelson

(74) *Attorney, Agent, or Firm* — McCormick, Paulding & Huber LLP

(57) **CLAIM**

The ornamental design for a sole, substantially as shown.

DESCRIPTION

FIG. 1 is a bottom view of a sole comprising a new, original and ornamental design;
FIG. 2 is a front view thereof;
FIG. 3 is a left-hand side view thereof;
FIG. 4 is a front, top, right-hand side perspective view thereof;
FIG. 5 is a right-hand side view thereof;
FIG. 6 is a top view thereof; and,
FIG. 7 is a rear view thereof.

1 Claim, 4 Drawing Sheets






FIG. 1



FIG. 2

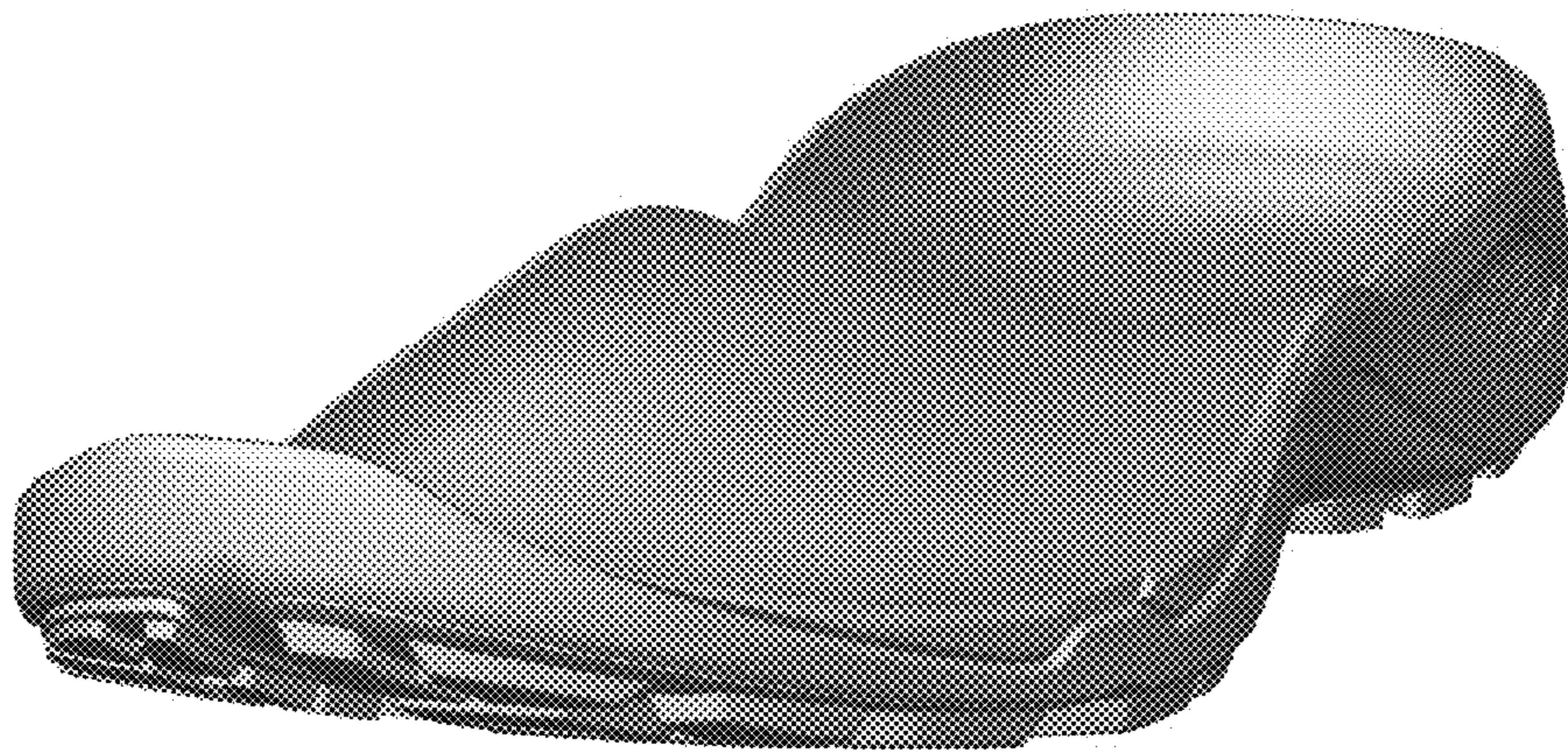


FIG. 4




FIG. 7




FIG. 3




FIG. 5



FIG. 6