



US00D736506S

(12) **United States Design Patent**  
**Kasprzak**

(10) **Patent No.:** **US D736,506 S**

(45) **Date of Patent:** **\*\* Aug. 18, 2015**

(54) **SHOE**

(71) Applicant: **ECCO Sko A/S, Bredebro (DK)**

(72) Inventor: **Dieter Kasprzak, Bredebro (DK)**

(73) Assignee: **ECCO SKO A/S (DK)**

(\*\*) Term: **14 Years**

(21) Appl. No.: **29/449,091**

(22) Filed: **Mar. 14, 2013**

(30) **Foreign Application Priority Data**

Sep. 26, 2012 (EM) ..... 002109298-0023

(51) **LOC (10) Cl.** ..... **02-04**

(52) **U.S. Cl.**  
USPC ..... **D2/947**

(58) **Field of Classification Search**  
USPC ..... D2/896, 902, 906, 907, 908, 925, 929,  
D2/943, 944, 945, 946, 947, 951, 959, 969,  
D2/972, 977; 36/83, 113, 114, 115, 116,  
36/126-131, 136, 137, 3 B, 25 R, 32 R, 45,  
36/57  
See application file for complete search history.

(56) **References Cited**

**U.S. PATENT DOCUMENTS**

4,184,272	A *	1/1980	Riggs	36/129
4,255,876	A *	3/1981	Johnson	36/83
4,255,877	A *	3/1981	Bowerman	36/129
4,314,413	A *	2/1982	Dassler	36/129
4,316,335	A *	2/1982	Giese et al.	36/129
4,354,319	A *	10/1982	Block et al.	36/114
4,361,971	A *	12/1982	Bowerman	36/129
4,506,462	A *	3/1985	Cavanagh	36/92
4,584,783	A *	4/1986	Dobbin	36/50.1
D291,383	S *	8/1987	Campbell et al.	D2/907
4,854,057	A *	8/1989	Misevich et al.	36/114
D449,426	S *	10/2001	Pollastrelli	D2/908

D449,922	S *	11/2001	Pollastrelli	D2/969
D524,016	S *	7/2006	Robinson et al.	D2/902
D550,933	S *	9/2007	Hulbert	D2/902
D574,582	S *	8/2008	Della Valle	D2/902
D577,179	S *	9/2008	Della Valle	D2/907
D577,180	S *	9/2008	Della Valle	D2/907
D577,181	S *	9/2008	Della Valle	D2/907
D613,480	S *	4/2010	Lamont	D2/902
D615,734	S *	5/2010	Di Nucci	D2/907
D636,155	S *	4/2011	Della Valle et al.	D2/907
D636,156	S *	4/2011	Della Valle et al.	D2/907
D639,030	S *	6/2011	Chionna	D2/902
D661,874	S *	6/2012	Hardy	D2/907
D662,698	S *	7/2012	Pulli et al.	D2/947
D683,937	S *	6/2013	Raysse	D2/947
D700,419	S *	3/2014	Della Valle et al.	D2/908
D701,023	S *	3/2014	Della Valle et al.	D2/908
D701,373	S *	3/2014	Della Valle et al.	D2/908
D707,928	S *	7/2014	Castellon	D2/947
D712,124	S *	9/2014	Truelsen	
D723,772	S *	3/2015	Miner	D2/947
D723,773	S *	3/2015	Raysse	D2/947
D723,783	S *	3/2015	Miner	D2/960
D723,784	S *	3/2015	Miner	D2/960

(Continued)

*Primary Examiner* — Elizabeth J Oswecki

(74) *Attorney, Agent, or Firm* — Cantor Colburn LLP


(57) **CLAIM**

The ornamental design for a shoe, as shown and described.

**DESCRIPTION**

FIG. 1 is a front, left side, top perspective view of a shoe showing my new design;  
FIG. 2 is a front view thereof;  
FIG. 3 is a right side view thereof;  
FIG. 4 is a left side view thereof;  
FIG. 5 is a rear view thereof; and,  
FIG. 6 is a top view thereof.  
Portions shown in broken lines form no part of the claimed subject matter.

**1 Claim, 3 Drawing Sheets**



(56)

**References Cited**

2009/0293314 A1\* 12/2009 Dekovic et al. .... 36/103  
2014/0150297 A1\* 6/2014 Holmes et al. .... 36/103

U.S. PATENT DOCUMENTS

2009/0205223 A1\* 8/2009 Vlaho ..... 36/103 \* cited by examiner



FIG. 1

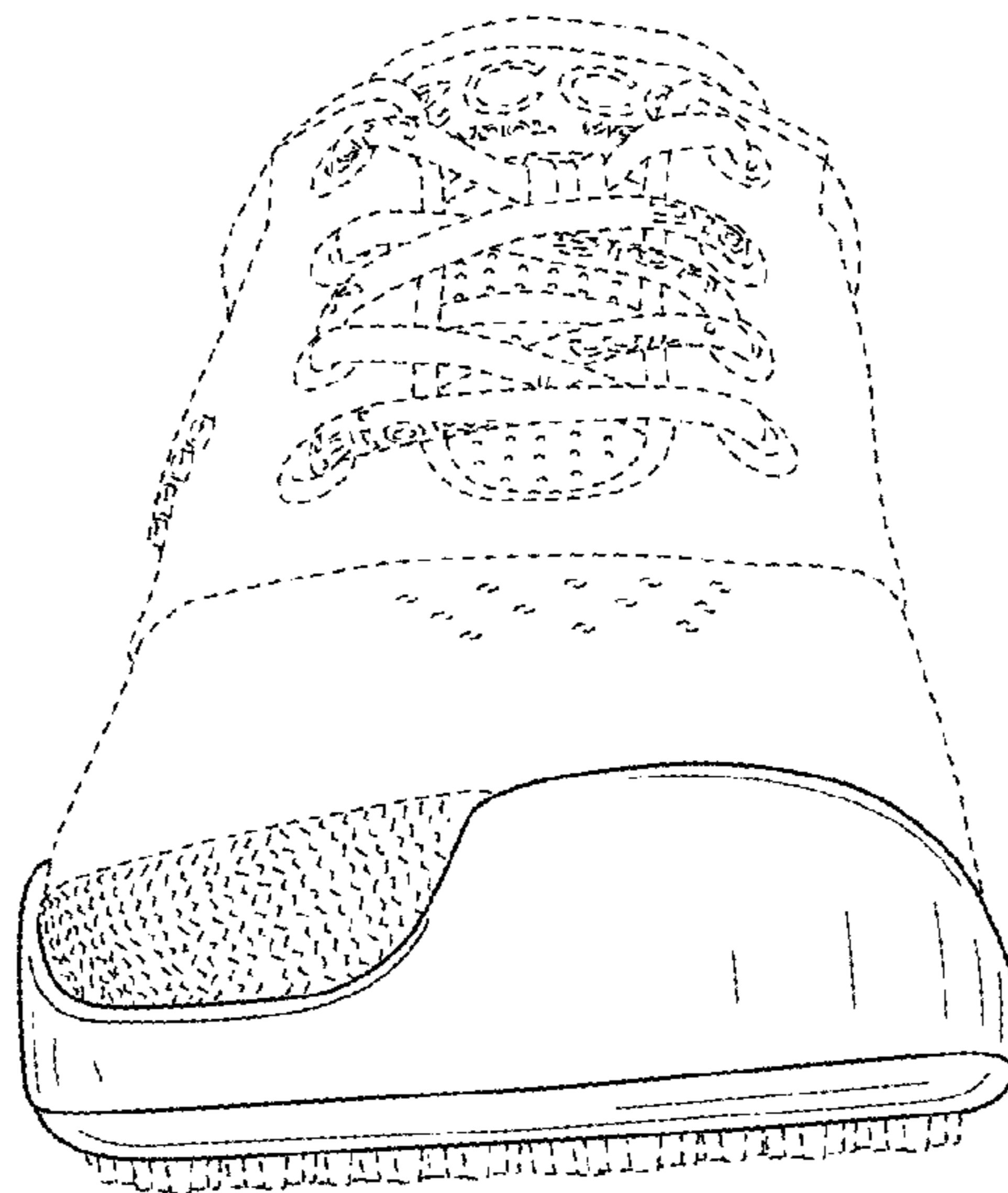


FIG. 2

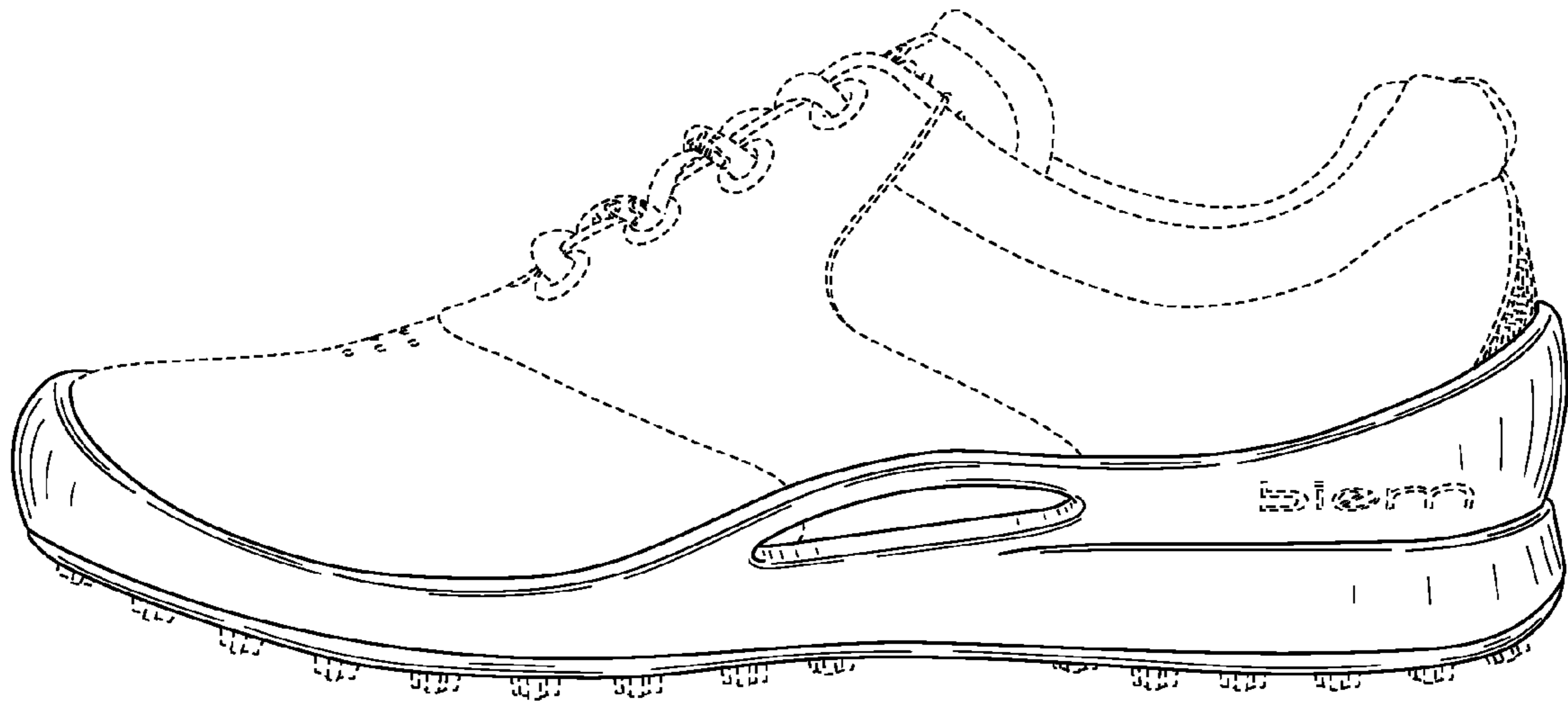


FIG. 3




FIG. 4

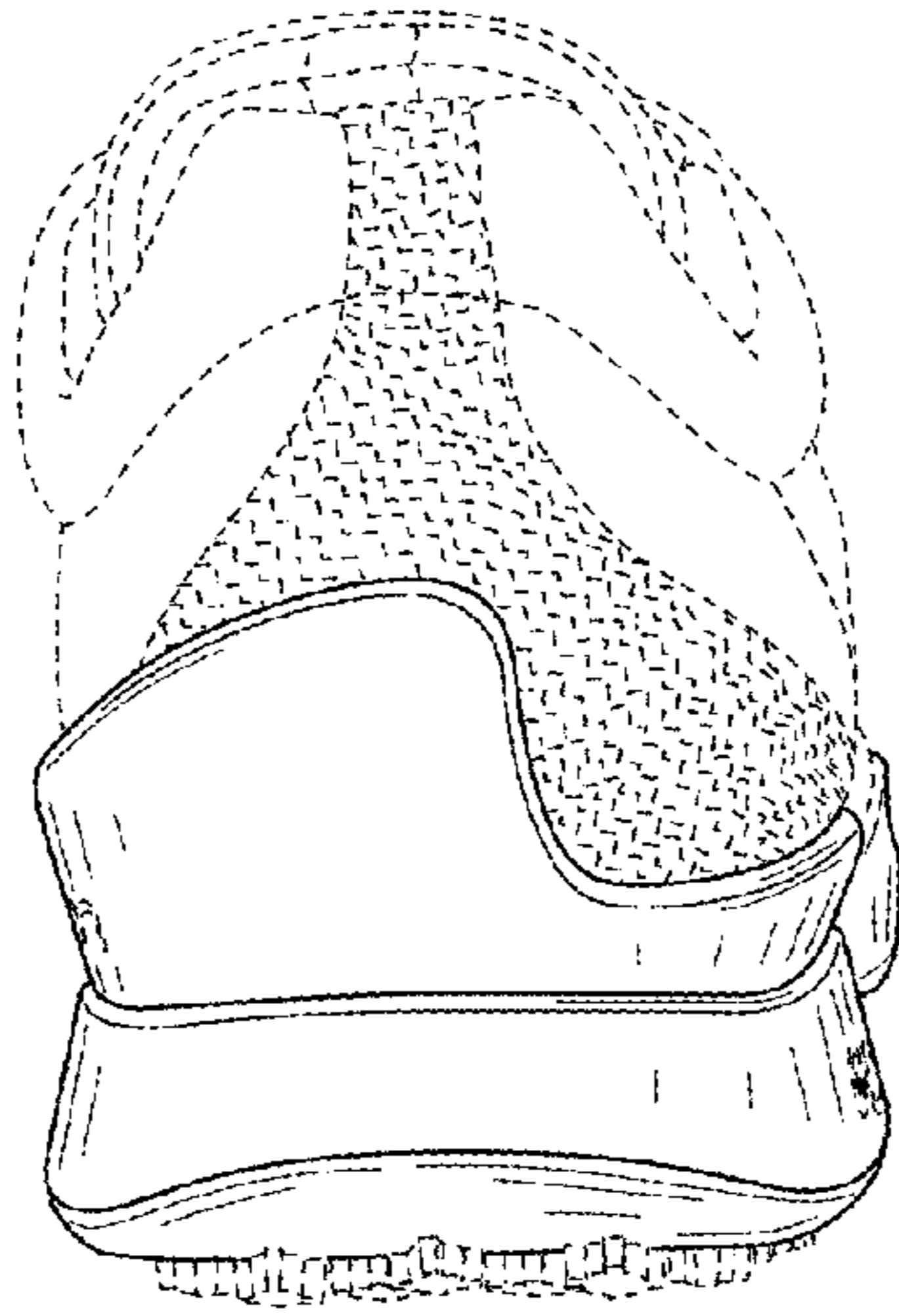


FIG. 5




FIG. 6