



US00D736504S

(12) **United States Design Patent**
Guers-Neyraud

(10) **Patent No.:** **US D736,504 S**

(45) **Date of Patent:** **** Aug. 18, 2015**

(54) **FOOTWEAR**

(71) Applicant: **Elisabeth Guers-Neyraud**, Paris (FR)

(72) Inventor: **Elisabeth Guers-Neyraud**, Paris (FR)

(73) Assignee: **J. Choo Limited**, London (GB)

(**) Term: **14 Years**

(21) Appl. No.: **29/472,563**

(22) Filed: **Nov. 13, 2013**

(51) **LOC (10) Cl.** **02-04**

(52) **U.S. Cl.**

USPC **D2/925**; D2/929; D2/939

(58) **Field of Classification Search**

USPC D2/896, 900, 925-942, 964, 965, 971

CPC A43B 21/00; A43B 21/02; A43B 21/06;

A43B 9/14

See application file for complete search history.

(56) **References Cited**

U.S. PATENT DOCUMENTS

D60,917 S *	4/1922	Rotonto	D2/937
D93,761 S *	11/1934	De Liso	D2/929
D93,846 S *	11/1934	Perugia	D2/929
D94,041 S *	12/1934	Morali	D2/930
D102,188 S *	12/1936	Laurie	D2/930
D102,271 S *	12/1936	Goldberg	D2/939
D102,618 S *	1/1937	Odenchrants	D2/935
D102,622 S *	1/1937	Odenchrants	D2/931

D103,126 S *	2/1937	Samuels	D2/931
D103,506 S *	3/1937	Pape	D2/932
D112,056 S *	11/1938	Delman	D2/931
D194,204 S *	12/1962	Taicher et al.	D2/966
D279,326 S	6/1985	Foldes	
D579,187 S	10/2008	Guers-Neyraud	
D580,642 S *	11/2008	Guers-Neyraud	D2/965
D580,643 S *	11/2008	Guers-Neyraud	D2/965
D592,385 S *	5/2009	Guers-Neyraud	D2/971
D604,936 S *	12/2009	Guers-Neyraud	D2/971
D605,392 S *	12/2009	Guers-Neyraud	D2/971
D636,169 S *	4/2011	Guers-Neyraud	D2/971
D673,356 S *	1/2013	Wilkinson	D2/929

* cited by examiner

Primary Examiner — Dominic Simone

(74) *Attorney, Agent, or Firm* — Fross Zelnick Lehrman & Zissu, P.C.; Lawrence E. Apolzon, Esq.

(57) **CLAIM**

The ornamental design for footwear, as shown and described.

DESCRIPTION

FIG. 1 is a front perspective view of a shoe showing my footwear design;

FIG. 2 is a right side view of the footwear shown in FIG. 1;

FIG. 3 is a left side view of the footwear shown in FIG. 1;

FIG. 4 is a front view of the footwear shown in FIG. 1;

FIG. 5 is a rear view of the footwear shown in FIG. 1; and,

FIG. 6 is a top view of the footwear shown in FIG. 1.

The shadows and reflections shown in the drawings form no part of the claimed design.

1 Claim, 6 Drawing Sheets





FIG. 1



FIG. 2



FIG. 3




FIG. 4

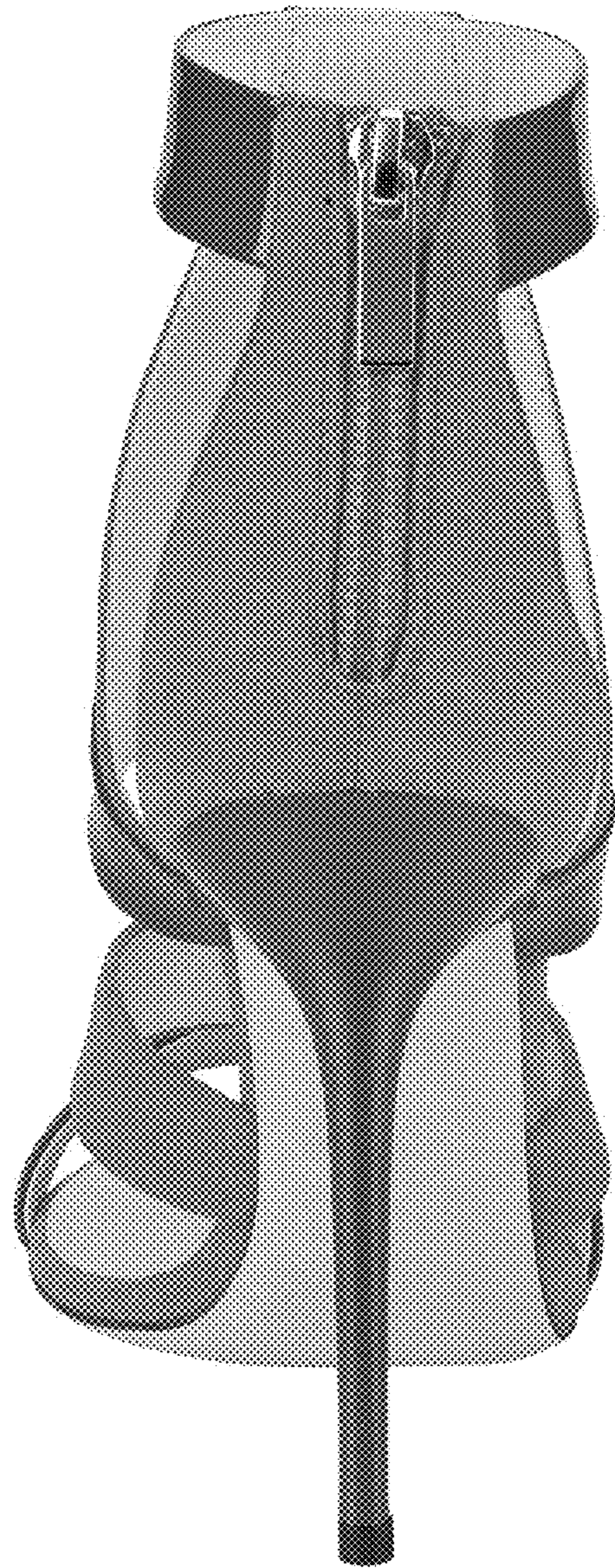


FIG. 5

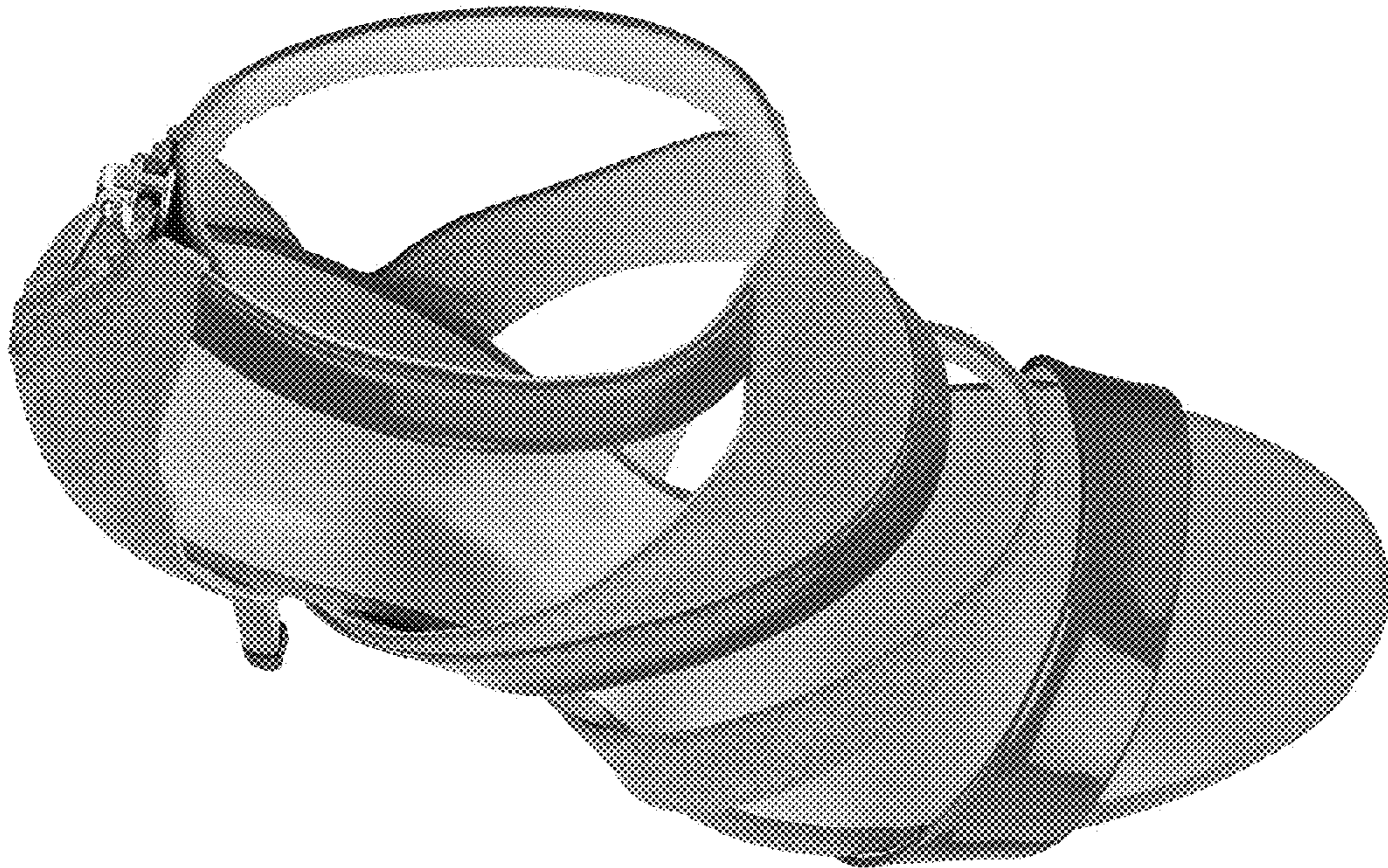


FIG. 6