



US00D736495S

(12) **United States Design Patent**
Bednarz

(10) **Patent No.:** **US D736,495 S**
(45) **Date of Patent:** **** Aug. 18, 2015**

(54) **PANTS WITH SIDE POCKETS FOR CELL PHONE**

FOREIGN PATENT DOCUMENTS

JP 2007169810 A * 7/2007

(71) Applicant: **Jason B. Bednarz**, Horace, ND (US)

OTHER PUBLICATIONS

(72) Inventor: **Jason B. Bednarz**, Horace, ND (US)

USA Today. <http://www.usatoday.com/story/tech/2014/09/27/iphone-pants-pockets/16227889/>. Sep. 2014. "i Pants".*
TreoCentral. <http://www.treocentral.com/content/Stories/58-1.htm>. Jan. 2002. "Dockers Mobile Pants".*

(**) Term: **14 Years**

* cited by examiner

(21) Appl. No.: **29/486,950**

(22) Filed: **Apr. 4, 2014**

Primary Examiner — Rashida Johnson

(51) **LOC (10) Cl.** **02-02**

(74) *Attorney, Agent, or Firm* — Dove Alan Lingbeck

(52) **U.S. Cl.**
USPC **D2/742**

(57) **CLAIM**

(58) **Field of Classification Search**
USPC D2/731, 735, 738, 742; 2/227, 228, 238
See application file for complete search history.

The ornamental design for pants with side pockets for cell phone, as shown and described.

DESCRIPTION

(56) **References Cited**

U.S. PATENT DOCUMENTS

2,977,602	A *	4/1961	Cooper	2/247
5,956,775	A *	9/1999	Ezra	2/227
8,707,469	B1 *	4/2014	Moghaddas	2/247
D705,519	S *	5/2014	Meyer	D2/742
2007/0136930	A1 *	6/2007	Dipietro	2/227
2012/0185999	A1 *	7/2012	Raviv	2/247
2013/0125287	A1 *	5/2013	Boyle	2/70
2013/0254969	A1 *	10/2013	Getzen et al.	2/108
2014/0150166	A1 *	6/2014	Hall et al.	2/227
2014/0165265	A1 *	6/2014	Tulin et al.	2/234

FIG. 1 is a front elevation view of pants with side pockets for cell phone showing our new design.

FIG. 2 is a back elevation view of the pants with side pockets for cell phone.


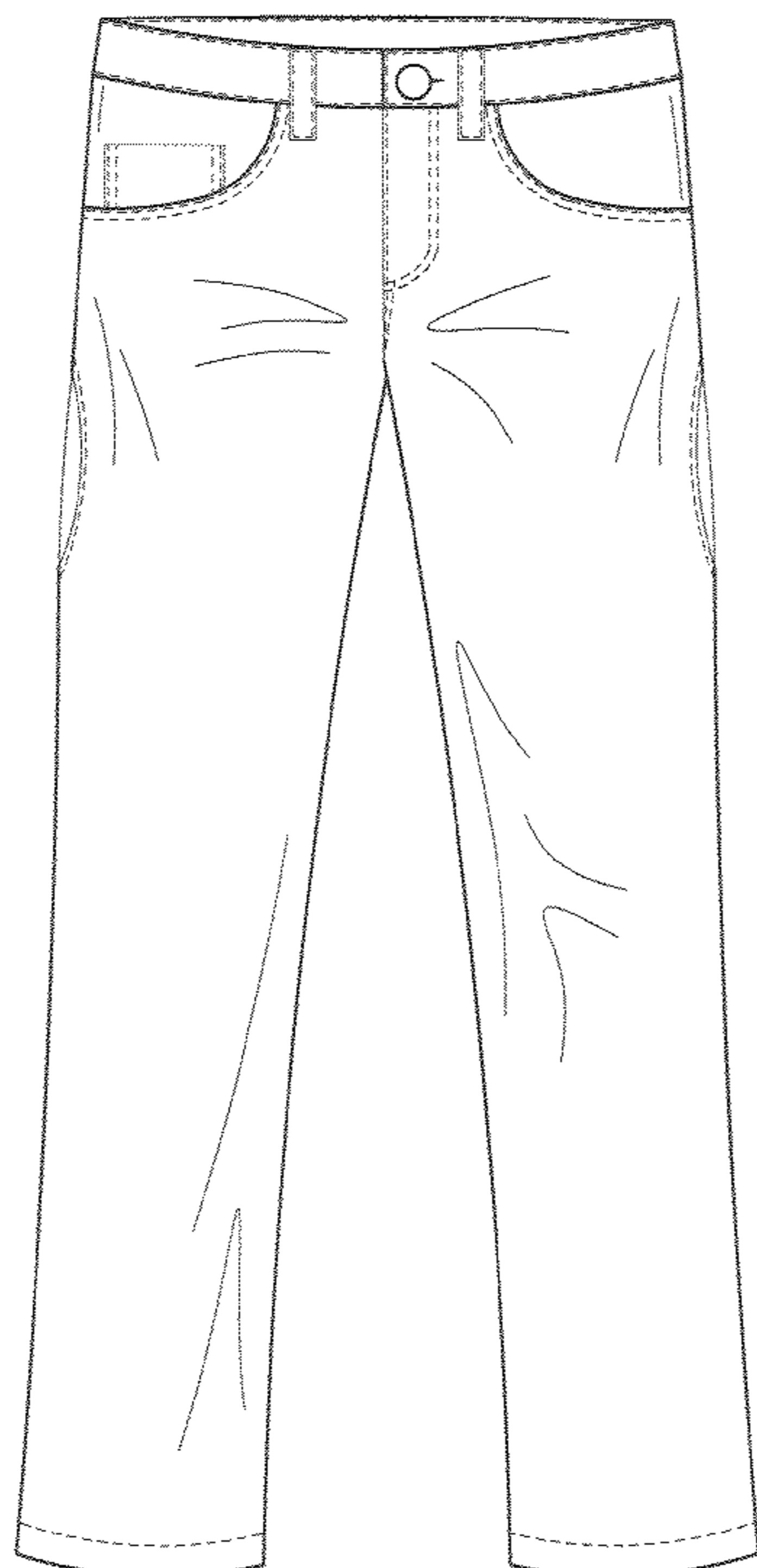
FIG. 3 is a right side elevation view of the pants with side pockets for cell phone.

FIG. 4 is a left side elevation view of the pants with side pockets for cell phone; and,

FIG. 5 is a bottom plan view of the pants with site pockets for cell phone.

The broken lines shown on the surface of the pants in FIGS. 1-5 represent stitching.

1 Claim, 5 Drawing Sheets



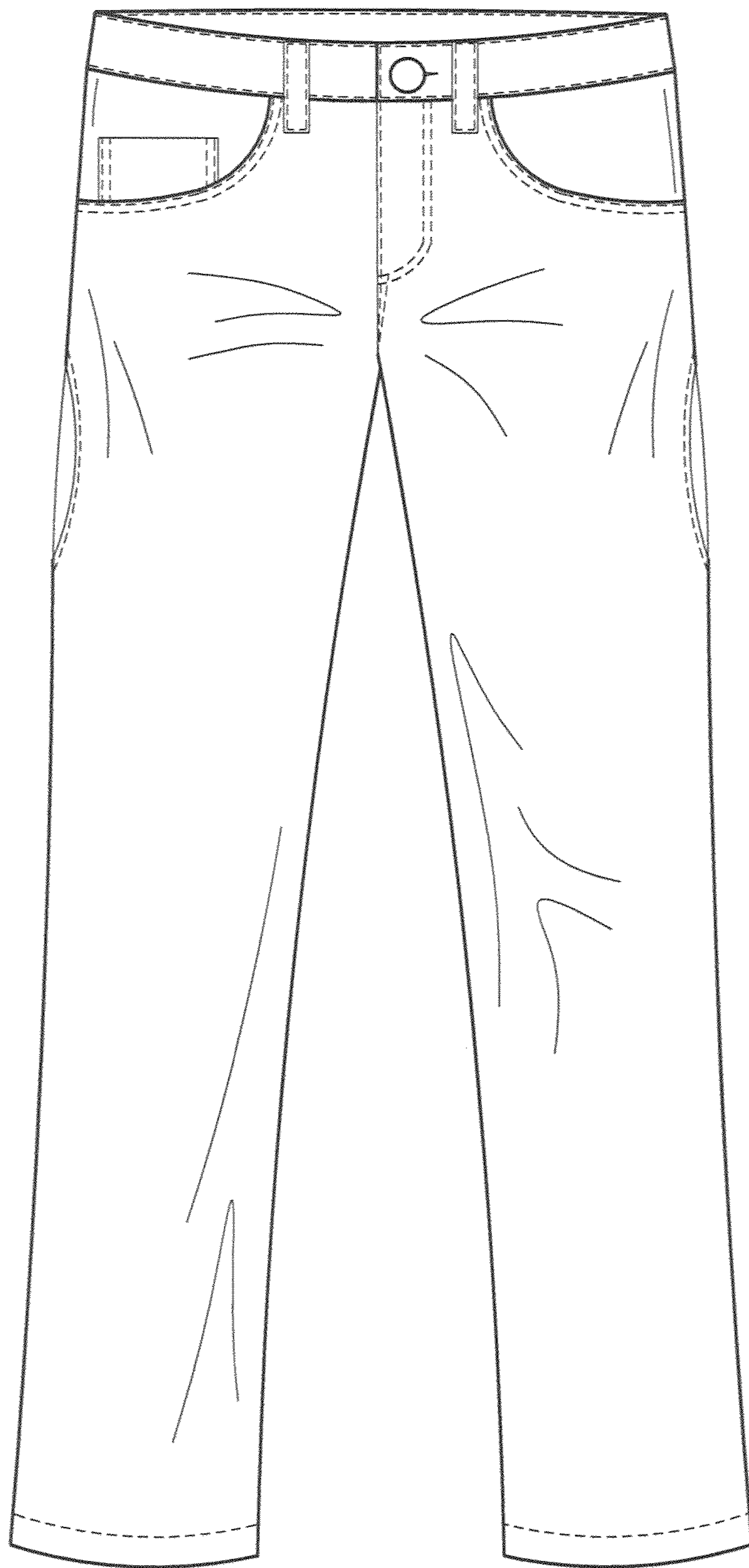


FIG. 1

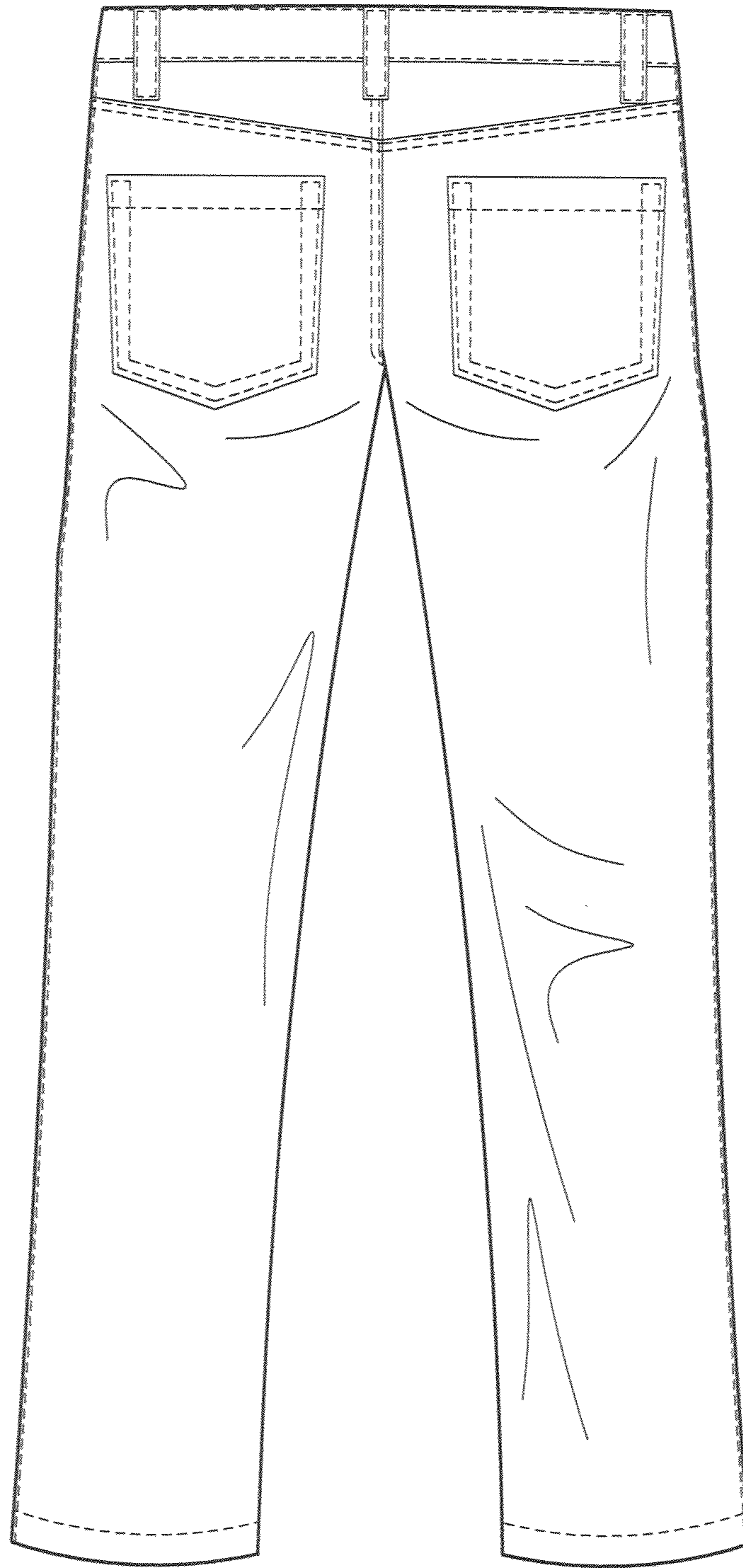


FIG. 2

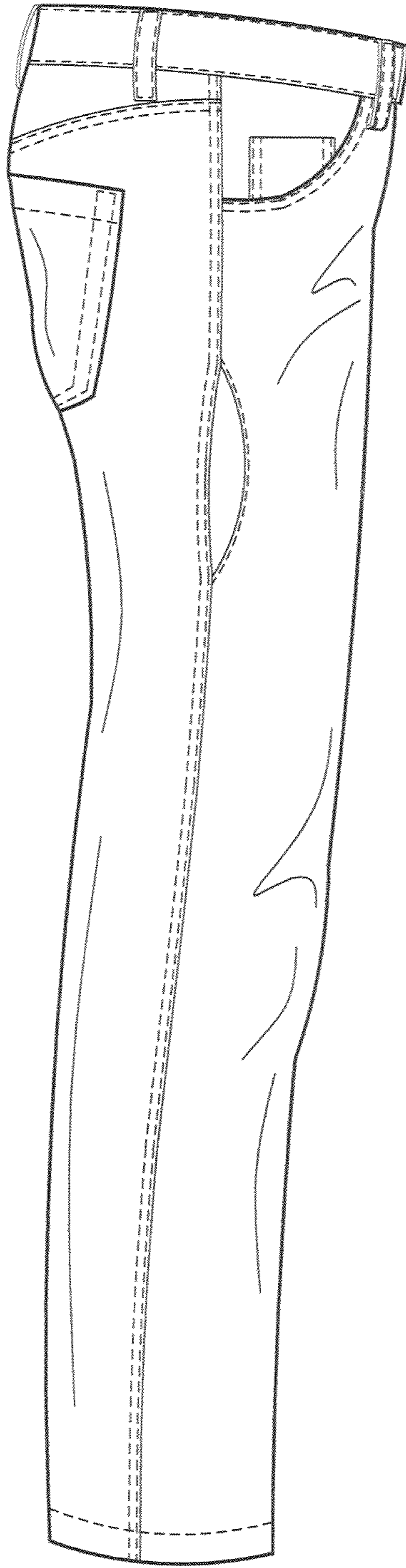


FIG. 3

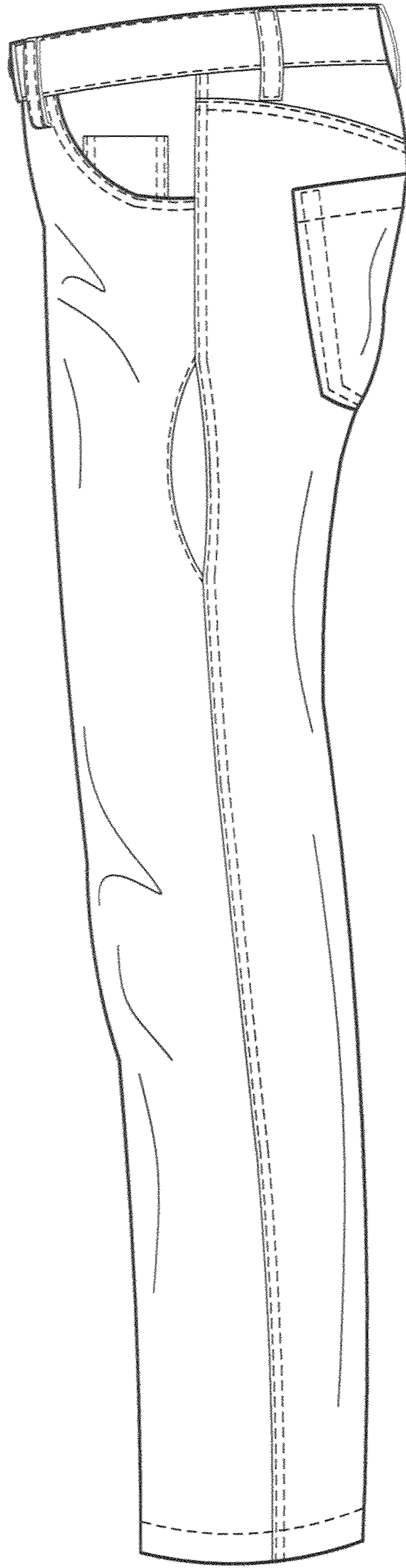


FIG. 4

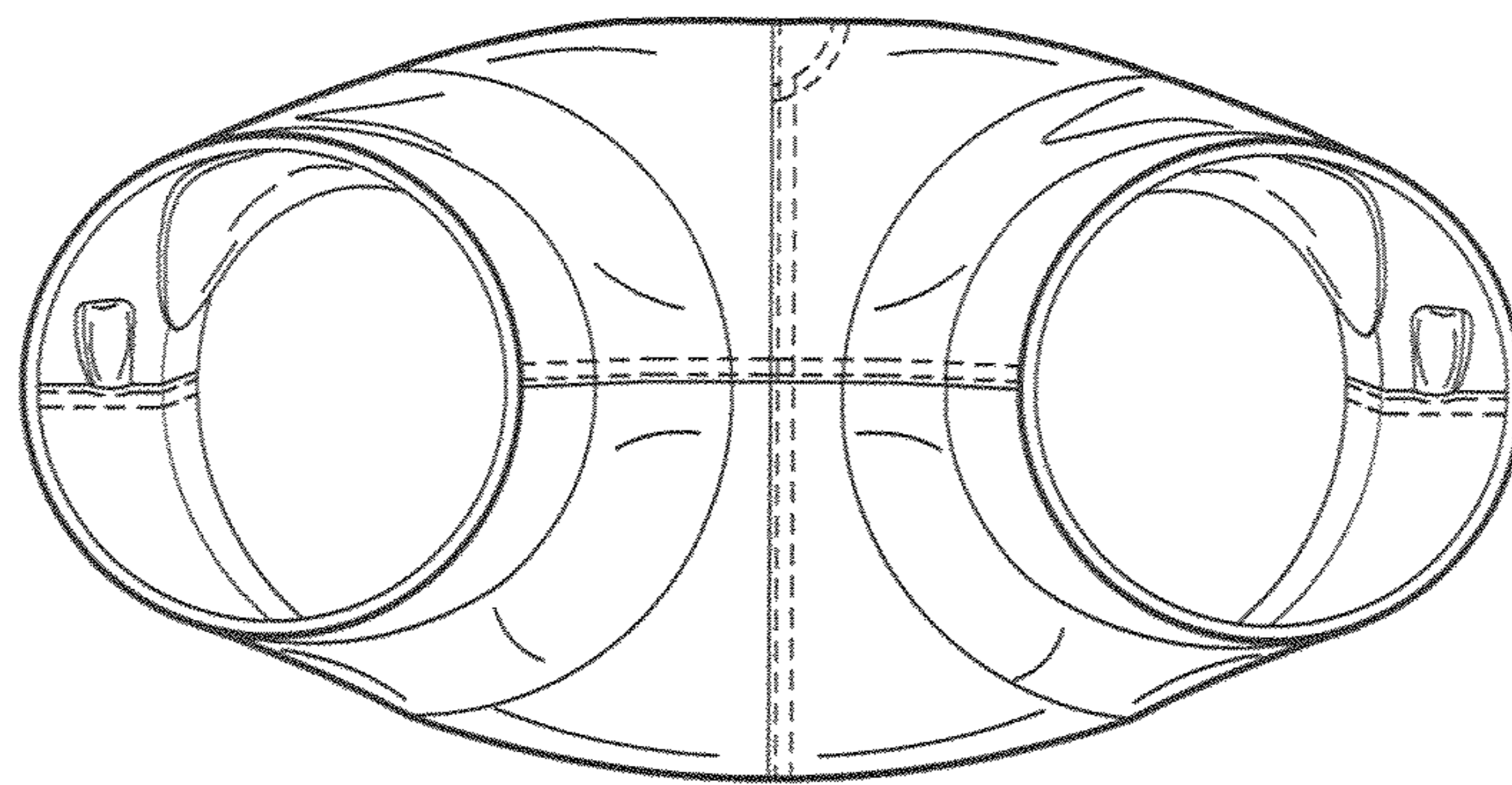


FIG. 5