



US00D736492S

(12) **United States Design Patent**  
**Kidman**

(10) **Patent No.:** **US D736,492 S**  
(45) **Date of Patent:** **\*\* Aug. 18, 2015**

- (54) **SHIRT WITH POCKET**
- (71) Applicant: **Brent L. Kidman**, Orem, UT (US)
- (72) Inventor: **Brent L. Kidman**, Orem, UT (US)
- (\*\*) Term: **14 Years**
- (21) Appl. No.: **29/439,480**
- (22) Filed: **Dec. 11, 2012**

**Related U.S. Application Data**

- (63) Continuation of application No. 29/426,255, filed on Jul. 2, 2012, now Pat. No. Des. 709,268, which is a continuation of application No. 29/399,313, filed on Aug. 11, 2011, now Pat. No. Des. 662,688.
- (51) **LOC (10) Cl.** ..... **02-02**
- (52) **U.S. Cl.**  
USPC ..... **D2/717**
- (58) **Field of Classification Search**  
USPC ..... D2/731, 738, 742, 712, 857, 717, 749,  
D2/750, 840, 841, 844, 853; 2/227, 228,  
2/238, 404, 247, 250-253, 90, 106, 113,  
2/115  
See application file for complete search history.

(56) **References Cited**

**U.S. PATENT DOCUMENTS**

- 1,316,526 A \* 9/1919 Weiss ..... 2/247
- 2,423,558 A \* 7/1947 Herman et al. .... 2/247
- 2,476,354 A \* 7/1949 Brisbin ..... 2/247
- 3,840,901 A \* 10/1974 Eyster ..... 2/247
- D278,375 S \* 4/1985 Heinfling ..... D2/857
- 4,549,916 A \* 10/1985 Off et al. .... 156/93
- 5,210,881 A 5/1993 Stocker, Jr. et al.
- 5,398,345 A 3/1995 Kenneth et al.
- 5,636,377 A \* 6/1997 Wiener ..... 2/465

- D385,090 S \* 10/1997 DiPietro ..... D2/849
- D395,539 S \* 6/1998 DiPietro ..... D2/849
- 5,809,576 A \* 9/1998 Huston et al. .... 2/247

(Continued)

**FOREIGN PATENT DOCUMENTS**

- JP 2006138053 A \* 6/2006
- JP 2006225813 A \* 8/2006
- WO WO 2010027149 A2 \* 3/2010 ..... A41D 27/20

*Primary Examiner* — Rashida Johnson

(74) *Attorney, Agent, or Firm* — Pate Baird, PLLC


(57) **CLAIM**

The ornamental design for a shirt with pocket, as shown and described.

**DESCRIPTION**

FIG. 1 is a front perspective view of a shirt with pocket showing my new design;  
 FIG. 2 is a front elevation view thereof;  
 FIG. 3 is a rear elevation view thereof;  
 FIG. 4 is a top plan view thereof;  
 FIG. 5 is a front perspective view of a medical scrub top provided with a pocket in accordance with the invention;  
 FIG. 6 is a front elevation view thereof at a reduced scale;  
 FIG. 7 is back elevation view thereof at the reduced scale;  
 FIG. 8 is a top plan view thereof at the reduced scale;  
 FIG. 9 is a bottom plan view thereof at a reduced scale;  
 FIG. 10 is a front perspective view of an athletic shirt provided with a pocket in accordance with the invention;  
 FIG. 11 is a front elevation view thereof at a reduced scale;  
 FIG. 12 is a back elevation view thereof at the reduced scale;  
 FIG. 13 is a top plan view thereof at the reduced scale; and,  
 FIG. 14 is a bottom plan view thereof at the reduced scale.  
 In FIGS. 1-14, the broken lines form no part of the claimed design.

**1 Claim, 12 Drawing Sheets**



(56)

**References Cited**

U.S. PATENT DOCUMENTS

D405,237 S *	2/1999	Maslowski	.....	D2/857	D601,781 S *	10/2009	Rhodes	.....	D2/840
6,023,790 A *	2/2000	Schwartz	.....	2/247	D614,834 S	5/2010	Rhodes		
6,148,442 A	11/2000	Porter			7,854,021 B2 *	12/2010	Compton et al.	.....	2/249
6,851,127 B1 *	2/2005	Khan	.....	2/89	8,484,763 B1 *	7/2013	Lucas	.....	2/89
D580,628 S	11/2008	Morris			D690,086 S *	9/2013	Estes	.....	D2/840
D581,131 S	11/2008	Rhodes			2006/0179545 A1 *	8/2006	Arensdorf et al.	.....	2/227
D590,130 S	4/2009	Rhodes			2007/0000030 A1	1/2007	Toomey et al.		
					2007/0180596 A1	8/2007	Shelton		
					2009/0094725 A1	4/2009	Smith et al.		

\* cited by examiner



FIG. 1




FIG. 2




FIG. 3

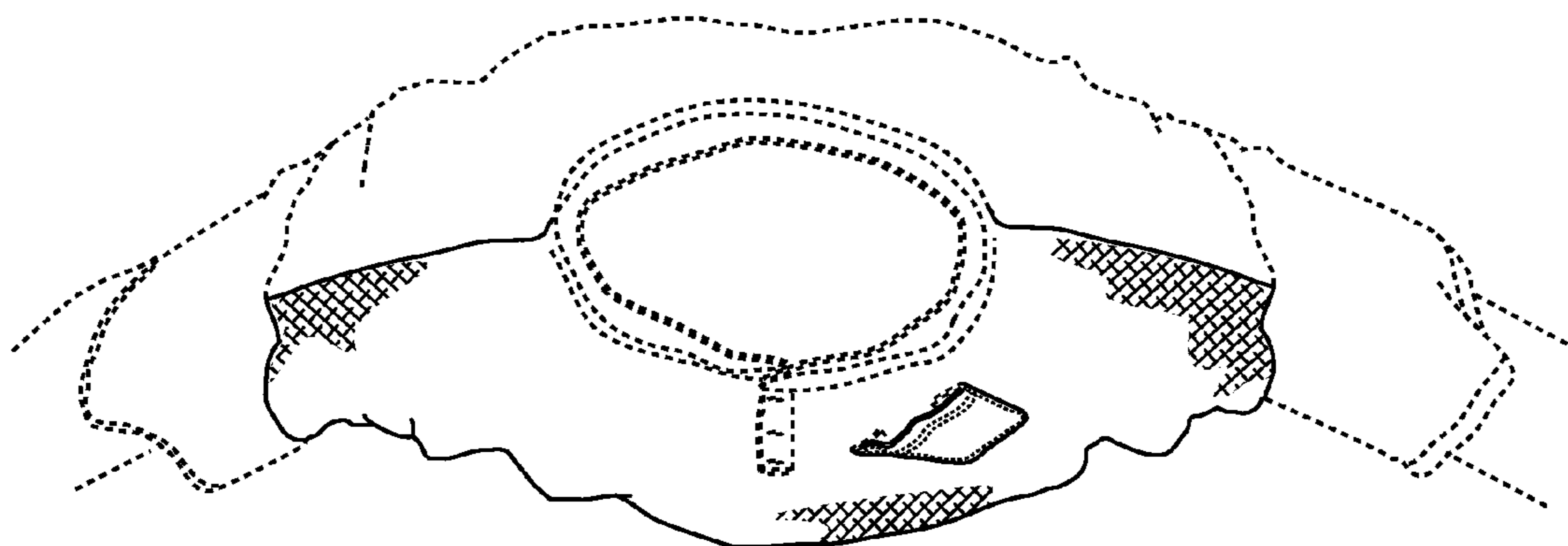


FIG. 4



FIG. 5




FIG. 6






FIG. 7

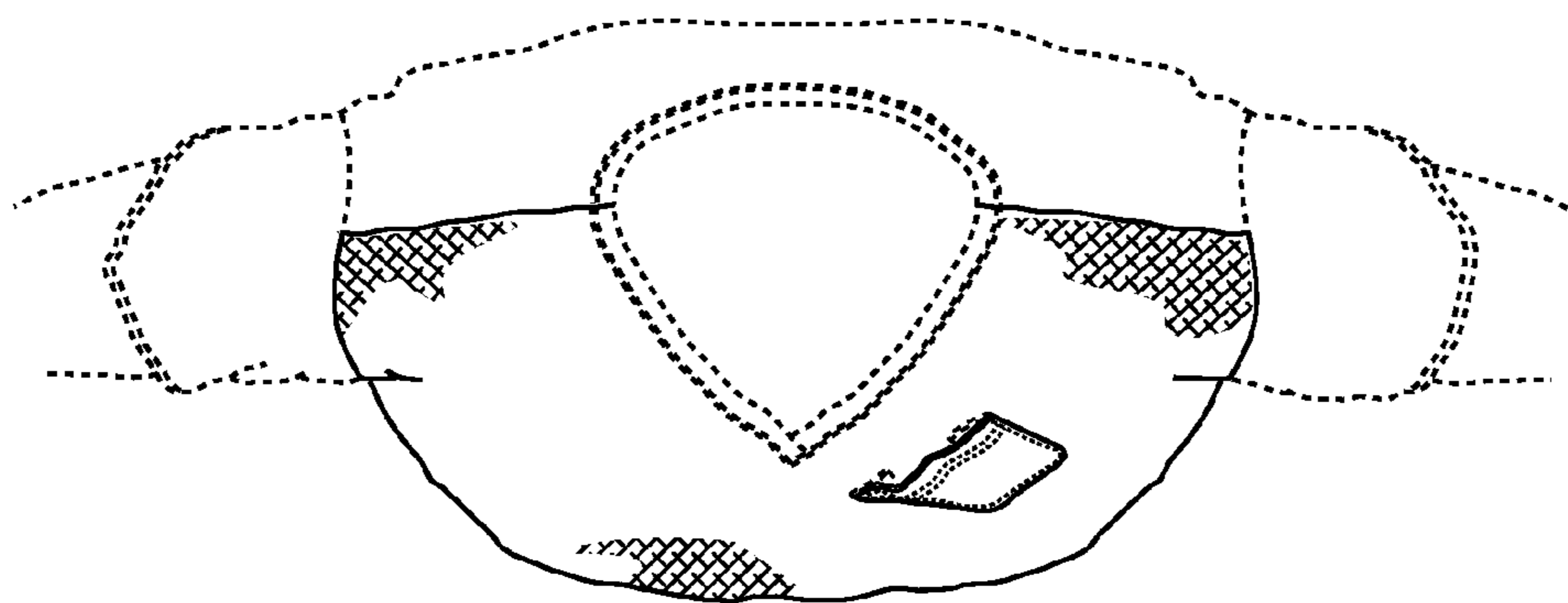


FIG. 8

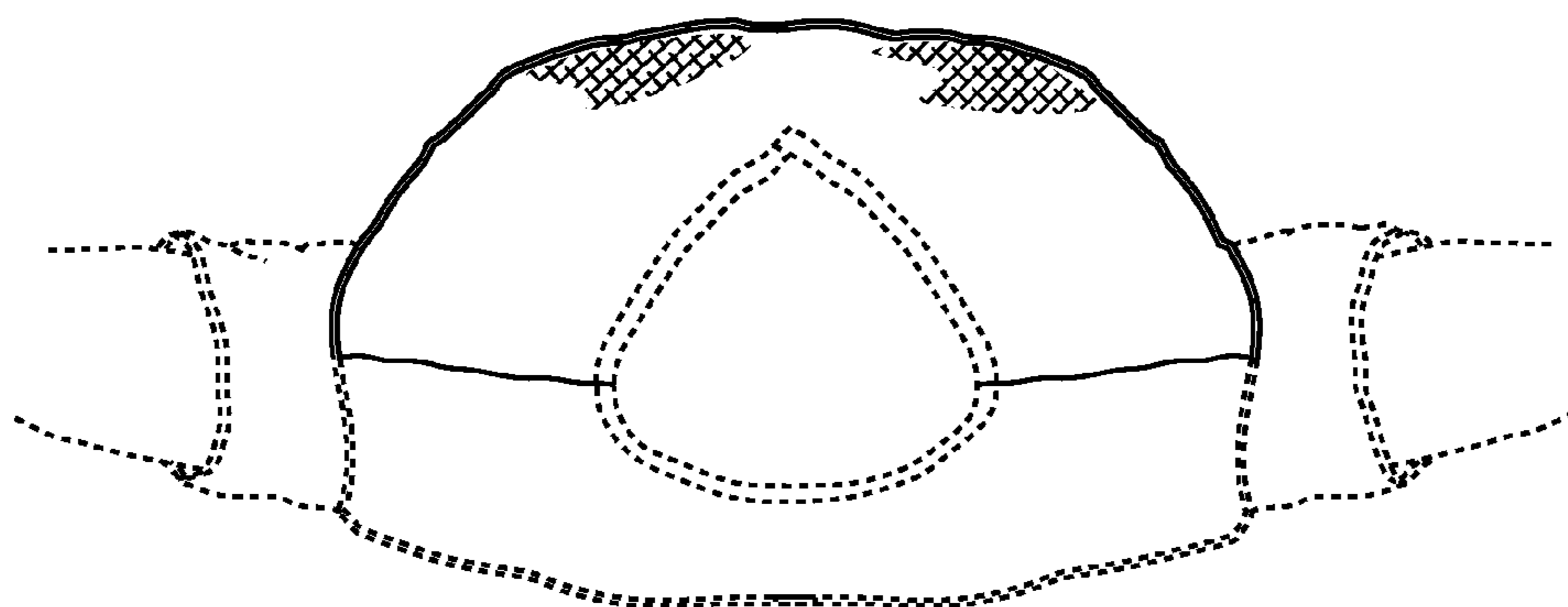


FIG. 9



FIG. 10

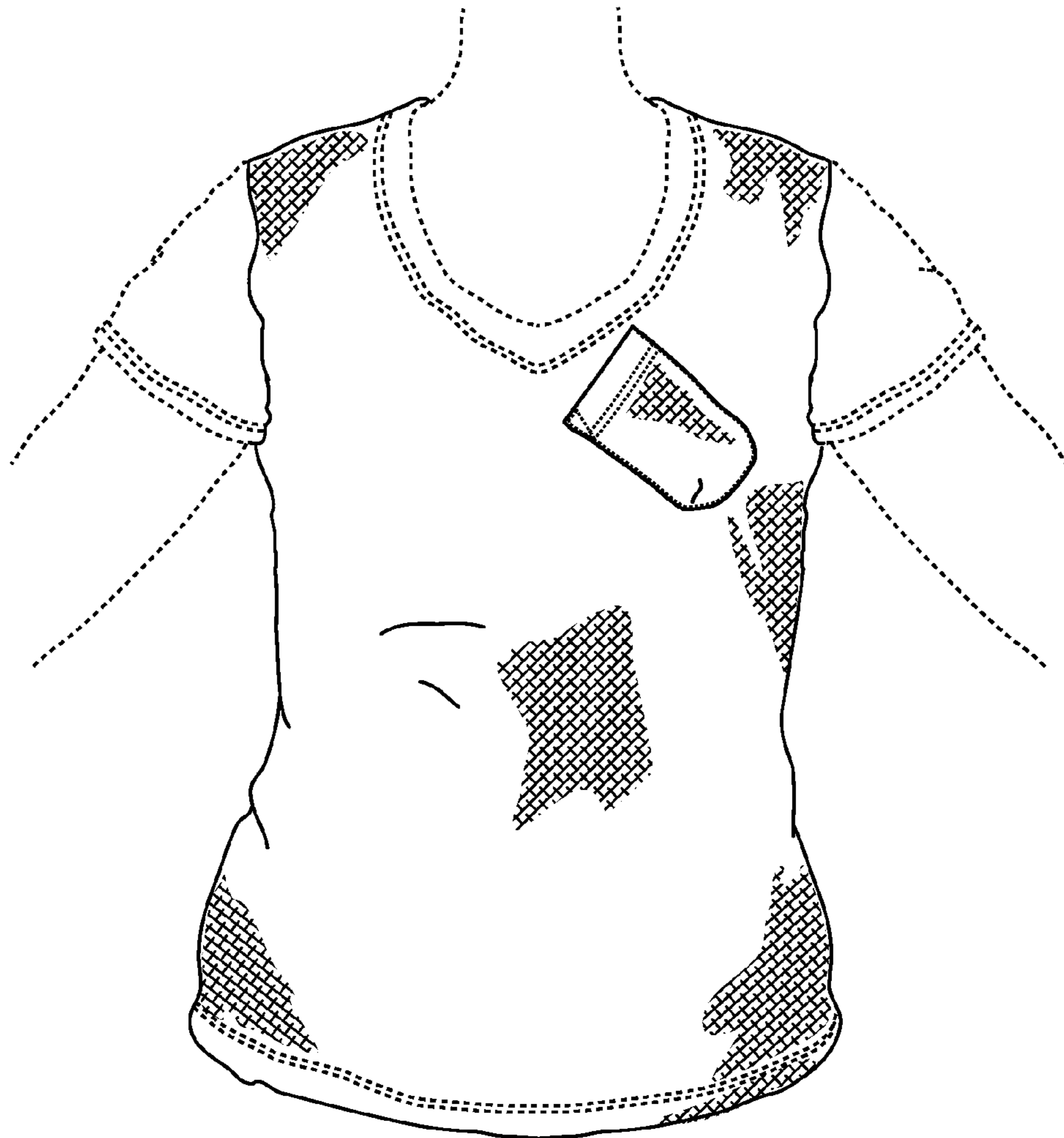


FIG. 11




FIG. 12

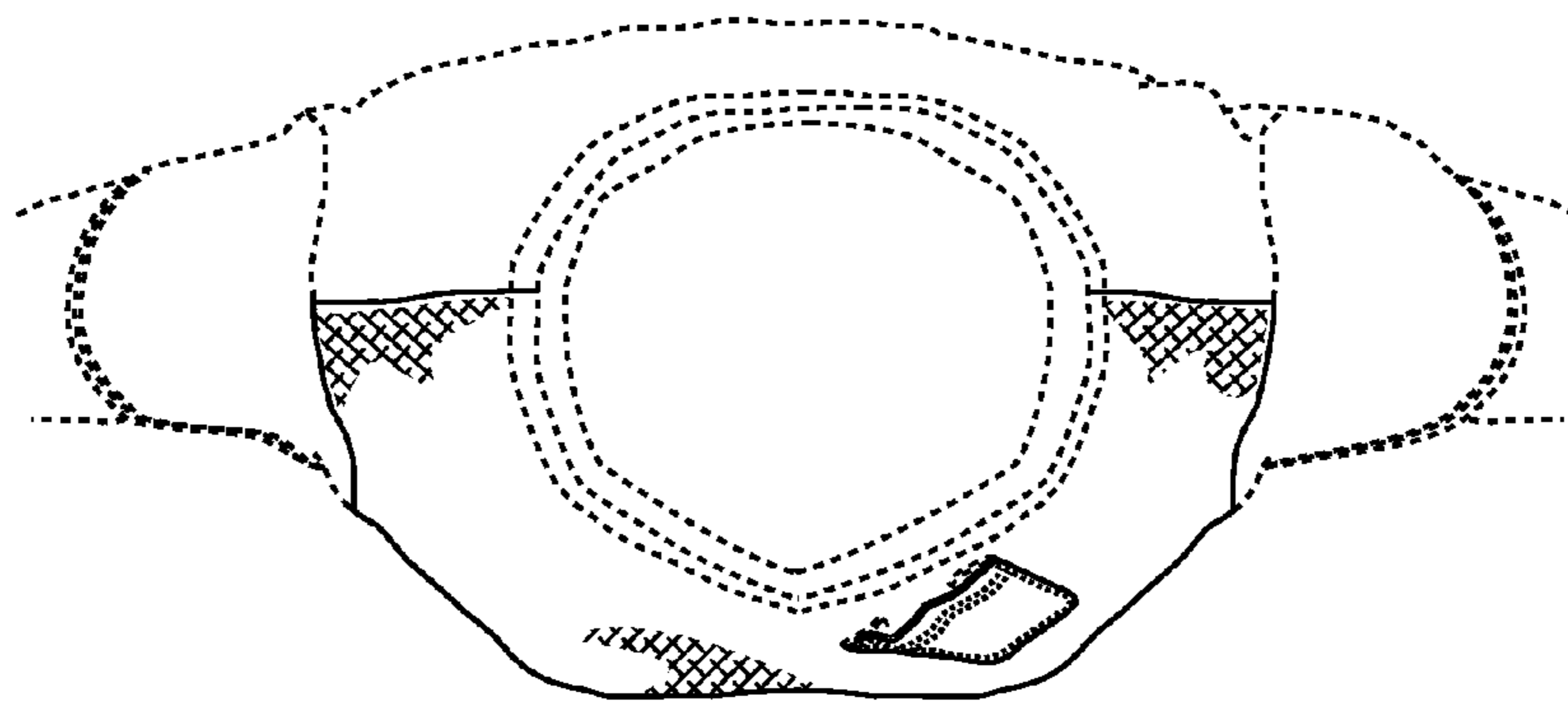


FIG. 13

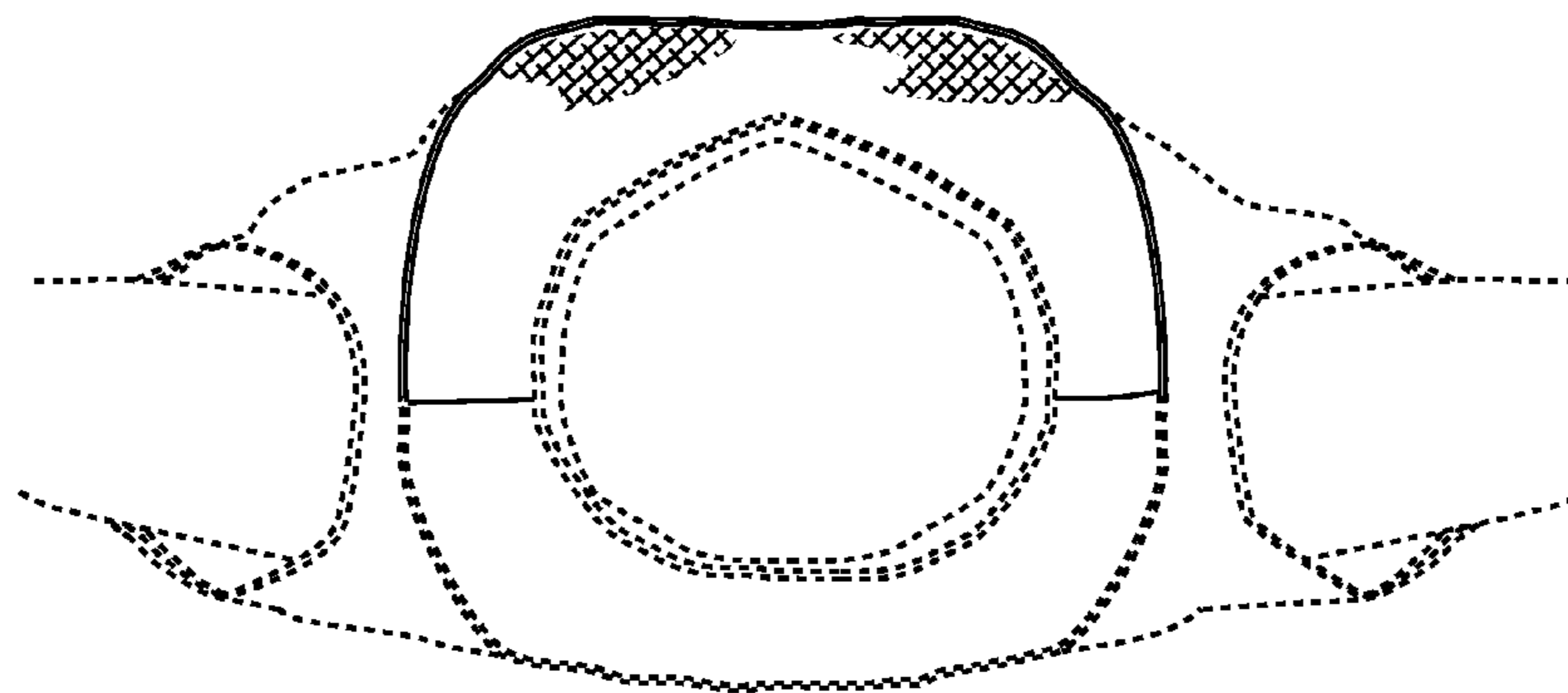


FIG. 14