



US00D736471S

(12) **United States Design Patent**
Ott

(10) **Patent No.:** **US D736,471 S**
(45) **Date of Patent:** **** Aug. 11, 2015**

(54) **BODY SHIELD**

(71) Applicant: **Point Blank Enterprises, Inc.**, Pompano Beach, FL (US)

(72) Inventor: **Michael J. Ott**, Lakewood, CO (US)

(73) Assignee: **Point Blank Enterprises, Inc.**, Pompano Beach, FL (US)

(**) Term: **14 Years**

(21) Appl. No.: **29/489,212**

(22) Filed: **Apr. 28, 2014**

(51) **LOC (10) Cl.** **29-02**

(52) **U.S. Cl.**
USPC **D29/100**

(58) **Field of Classification Search**
USPC D29/100, 100.1, 101.2, 101.4, 124;
D2/828, 829, 847, 860, 861; 2/1, 2.17,
2/2.5, 51, 69, 81, 92, 102, 108, 456-459,
2/461-466, 828; 89/36.1, 36.2,
89/36.01-36.08; 109/49.5; 428/911, 683
CPC A41D 1/00
See application file for complete search history.

(56) **References Cited**

U.S. PATENT DOCUMENTS

1,348,204	A *	8/1920	Brewster	2/2.5
1,895,197	A *	1/1933	Martinson	2/2.5
2,316,055	A *	4/1943	Davey	89/36.05
3,476,107	A *	11/1969	Matt, Jr. et al.	128/869
3,559,210	A *	2/1971	Hansen	2/2.5
3,873,998	A *	4/1975	Norris et al.	2/2.5
4,674,394	A *	6/1987	Martino	89/36.05

5,273,607	A *	12/1993	O'Scanlon	156/277
D354,156	S *	1/1995	Tapia	D29/100
D359,820	S *	6/1995	Thumb et al.	D29/100
5,619,007	A *	4/1997	Mena et al.	89/36.09
5,850,052	A *	12/1998	Gabriel	89/36.05
6,131,524	A *	10/2000	Nepper, Sr.	109/49.5
6,389,949	B1 *	5/2002	Carreira	89/36.07
6,595,101	B2 *	7/2003	Baker	89/36.05
6,990,887	B1 *	1/2006	O'Donnell	89/36.07
7,980,166	B1 *	7/2011	Fuqua et al.	89/36.07
8,210,088	B1 *	7/2012	Keyfauber	89/36.05
8,276,498	B1 *	10/2012	Hannibal et al.	89/36.07
8,375,840	B2 *	2/2013	Bourque	89/36.02
8,418,595	B1 *	4/2013	Saucedo et al.	89/36.07
D684,649	S *	6/2013	Mulcahey	D22/108

* cited by examiner

Primary Examiner — Randall Gholson

(74) *Attorney, Agent, or Firm* — Honigman Miller Schwartz and Cohn LLP

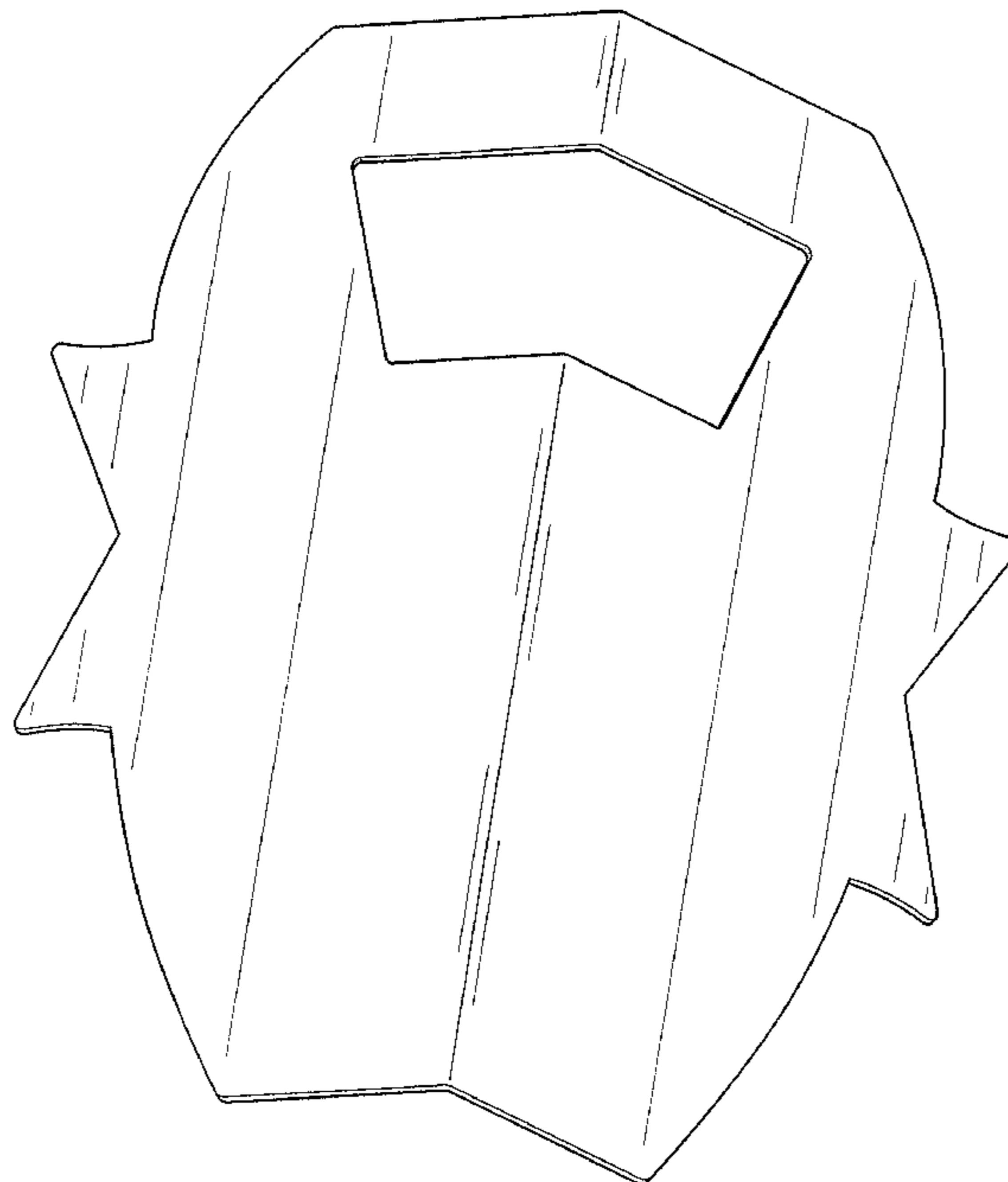
(57) **CLAIM**

The ornamental design for a body shield, as shown and described.

DESCRIPTION

FIG. 1 is a front/bottom isometric view of the body shield; FIG. 2 is a front elevational view of the body shield of FIG. 1; FIG. 3 is a rear elevational view of the body shield of FIG. 1; FIG. 4 is a left side elevational view of the body shield of FIG. 1; FIG. 5 is a right side elevational view of the body shield of FIG. 1; FIG. 6 is a top view of the body shield of FIG. 1; and, FIG. 7 is a bottom view of the body shield of FIG. 1.

1 Claim, 5 Drawing Sheets



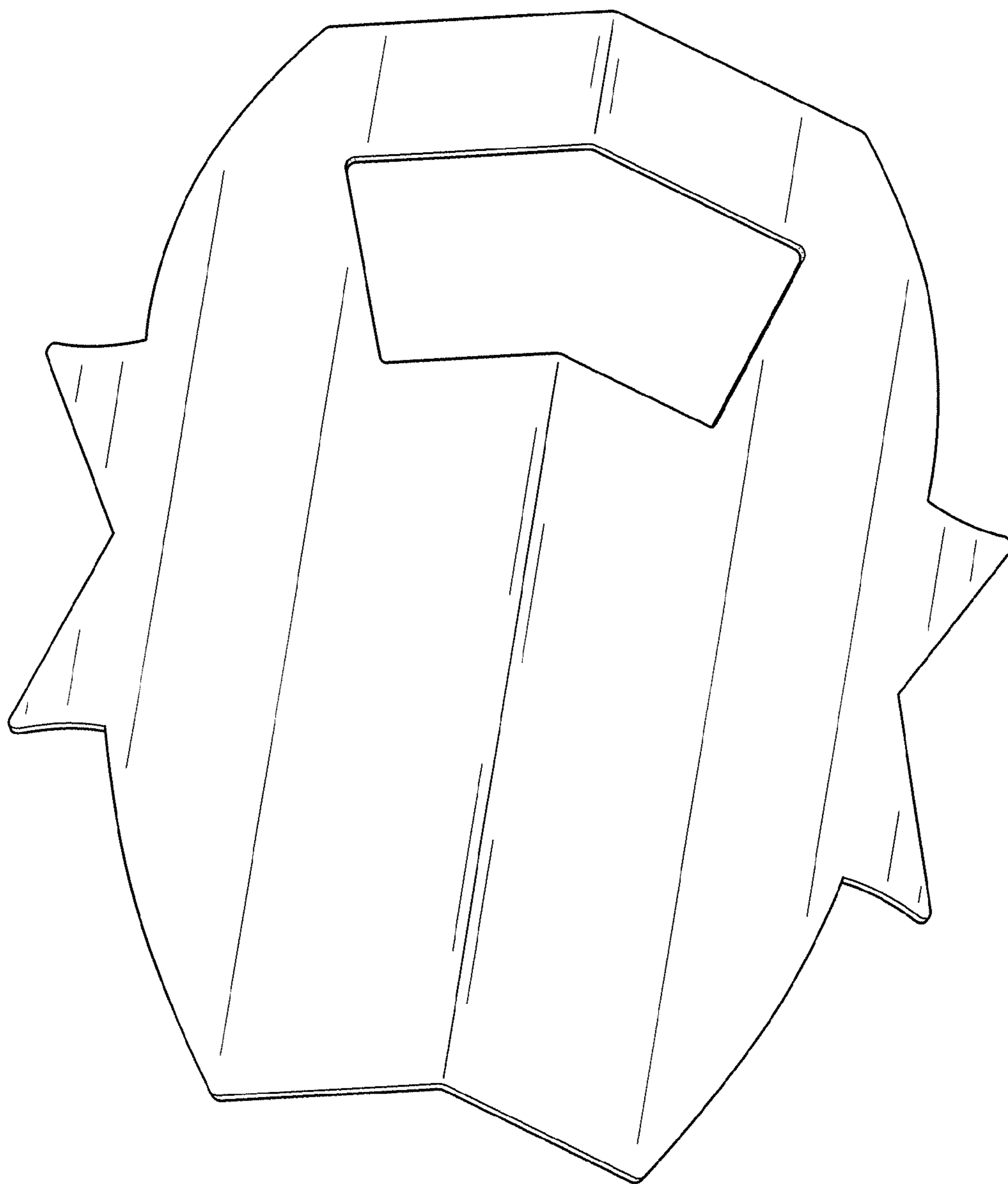


FIG. 1

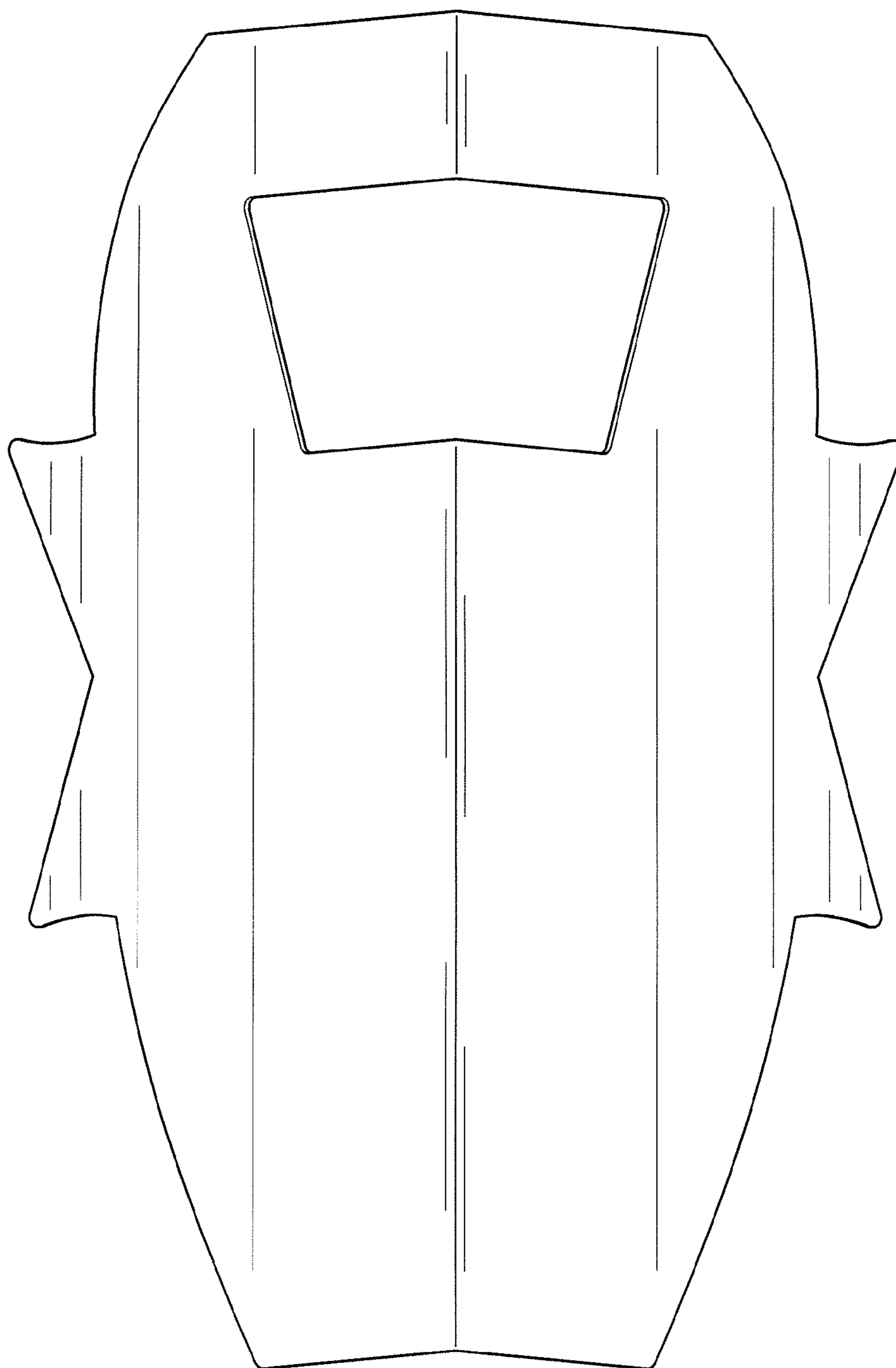


FIG. 2

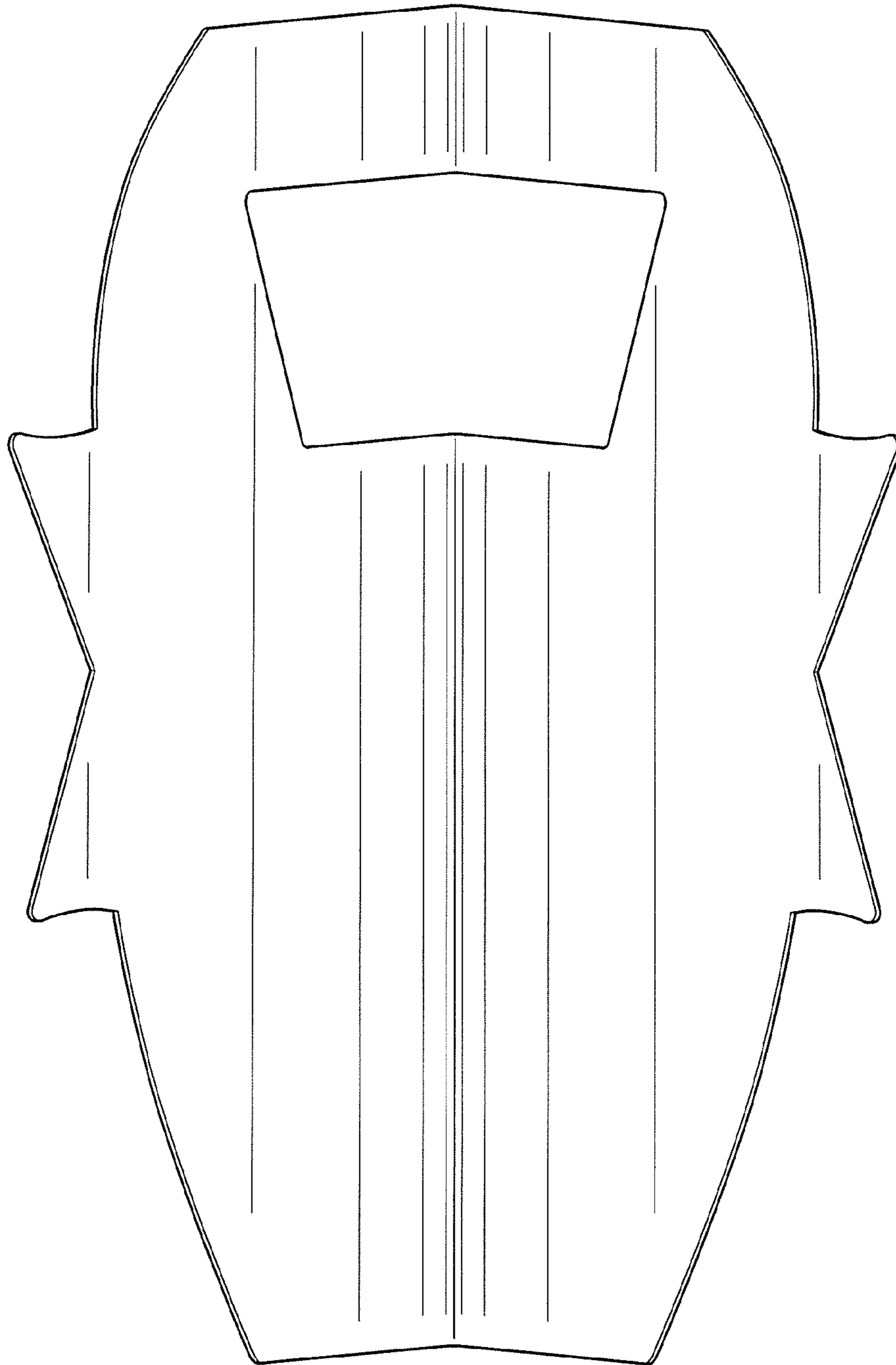


FIG. 3

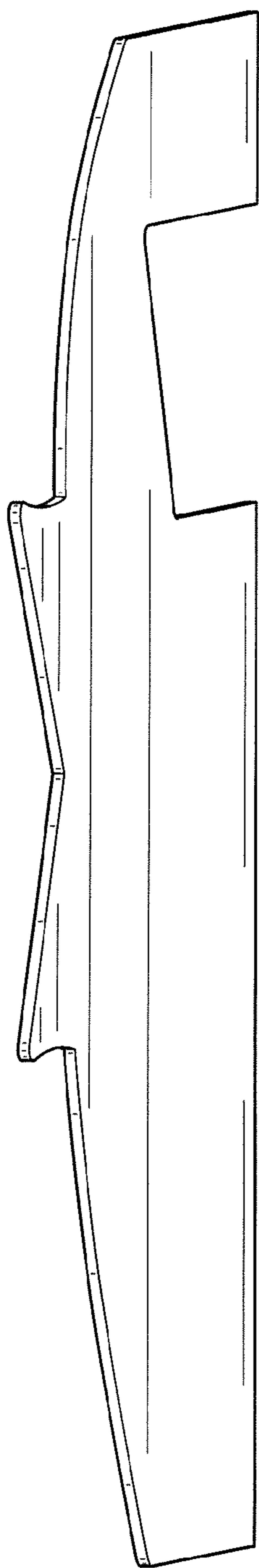


FIG. 4

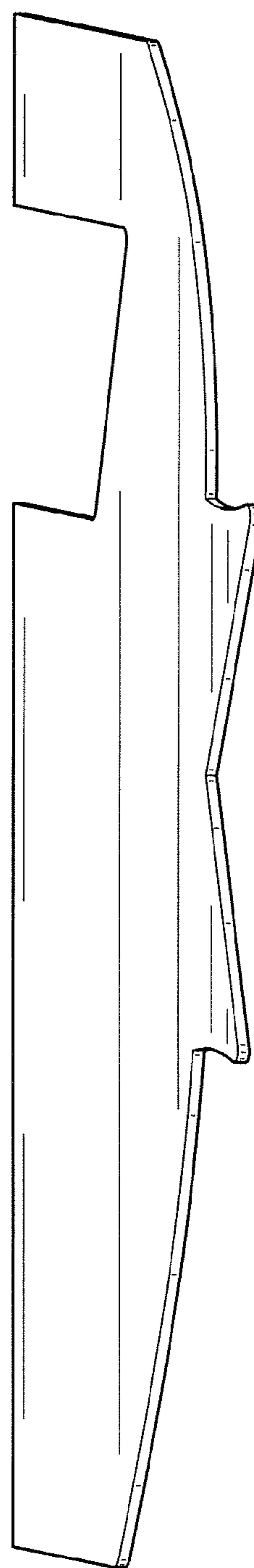


FIG. 5

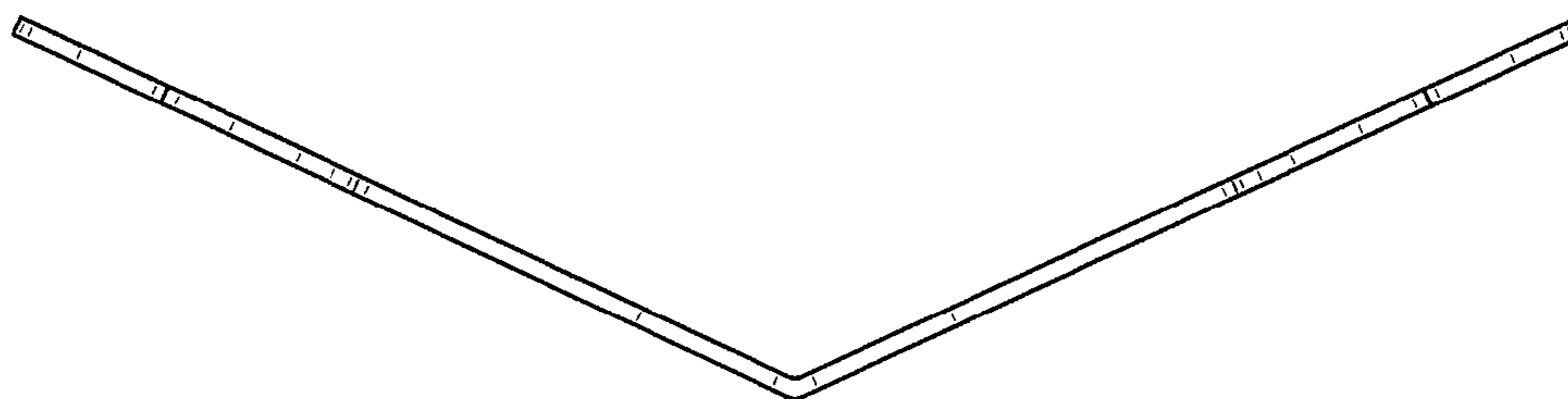


FIG. 6

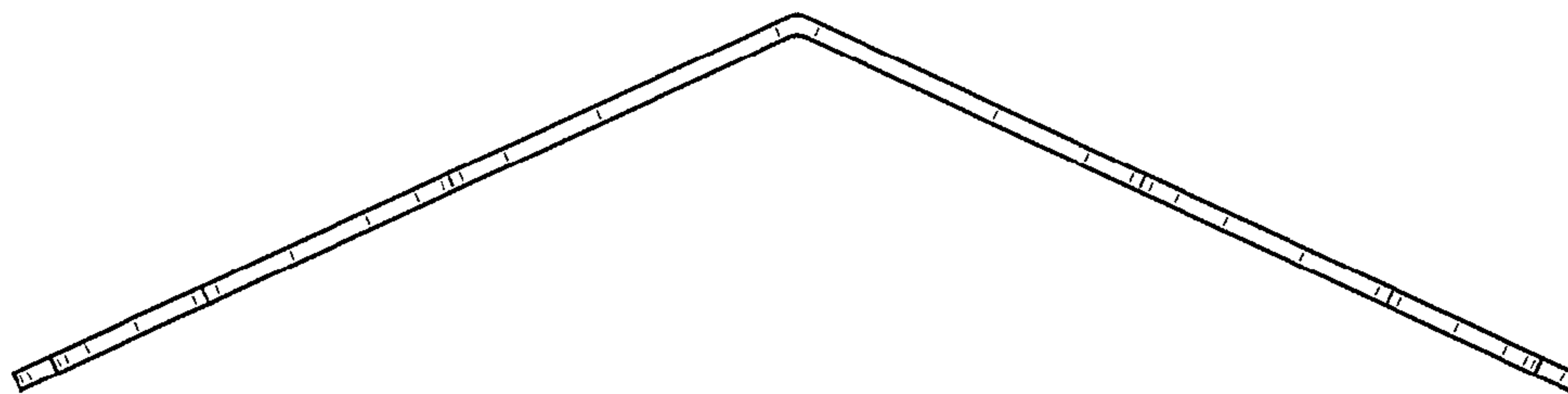


FIG. 7