

US00D736464S

(12) **United States Design Patent**  
**Fernandes da Costa**

(10) **Patent No.:** **US D736,464 S**  
(45) **Date of Patent:** **\*\* Aug. 11, 2015**

(54) **HAIR CURLER**

(71) Applicant: **Conair Corporation**, Stamford, CT (US)

(72) Inventor: **Sergio Lopes Fernandes da Costa**, Danbury, CT (US)

(73) Assignee: **Conair Corporation**, Stamford, CT (US)

(\*\*) Term: **14 Years**

(21) Appl. No.: **29/484,137**

(22) Filed: **Mar. 6, 2014**

(51) **LOC (10) Cl.** ..... **28-03**

(52) **U.S. Cl.**  
USPC ..... **D28/35**

(58) **Field of Classification Search**  
USPC ..... D28/35, 37, 10; 219/222; 132/210, 211, 132/223-269, 271-272

See application file for complete search history.

(56) **References Cited**

**U.S. PATENT DOCUMENTS**

3,859,497 A	1/1975	McNair	
5,400,810 A	3/1995	Taylor	
6,047,707 A	4/2000	Johnson	
6,554,000 B2	4/2003	Lin	
6,667,462 B2	12/2003	Lo	
6,895,975 B2	5/2005	Hafemann	
6,920,886 B2	7/2005	McCambridge et al.	
7,044,139 B2	5/2006	Tong	
D534,683 S *	1/2007	Rizzuto, Jr.	..... D28/35
D547,903 S	7/2007	Rizzuto, Jr.	
7,271,368 B2	9/2007	Yeung	
D596,792 S	7/2009	Kwok	

7,631,646 B2	12/2009	Ragosta et al.	
D618,394 S	6/2010	Keong	
D659,284 S	5/2012	Amkie	
D698,488 S *	1/2014	Byun	..... D28/35
2005/0022836 A1	2/2005	Tong	
2005/0150511 A1	7/2005	Park	
2005/0199257 A1	9/2005	Hafemann	
2006/0076032 A1	4/2006	Fung	
2007/0267037 A1	11/2007	Hur	
2008/0035167 A1	2/2008	Chan	
2008/0173322 A1	7/2008	Leung	
2009/0032048 A1	2/2009	Suzuki et al.	
2011/0226278 A1	9/2011	Rivola et al.	
2012/0111357 A1	5/2012	Amkie	
2012/0145180 A1	6/2012	Rong	

\* cited by examiner

*Primary Examiner* — Jennifer Rivard

(74) *Attorney, Agent, or Firm* — Carter, DeLuca, Farrell & Schmidt, LLP.

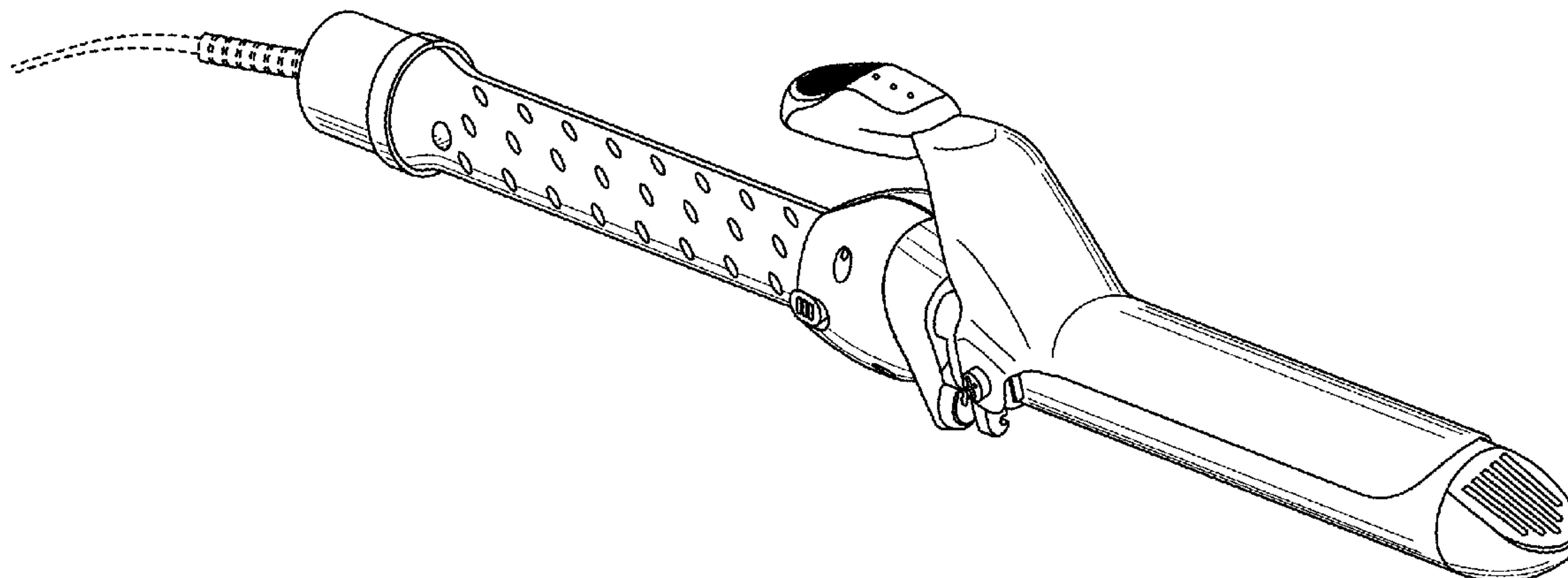
(57) **CLAIM**

I claim the ornamental design for the hair curler, as shown and described.

**DESCRIPTION**

FIG. 1 is a front perspective view of the hair curler in accordance with the principles of the present disclosure; FIG. 2 is a rear perspective view of the hair curler; FIG. 3 is a right side elevation view of the hair curler; FIG. 4 is a front elevation view of the hair curler; FIG. 5 is a left side elevation view of the hair curler; FIG. 6 is a rear elevation view of the hair curler; FIG. 7 is a top plan view of the hair curler; and, FIG. 8 is a bottom plan view of the hair curler. The broken lines illustrate portions of the hair curler and form no part of the claimed design.

**1 Claim, 8 Drawing Sheets**



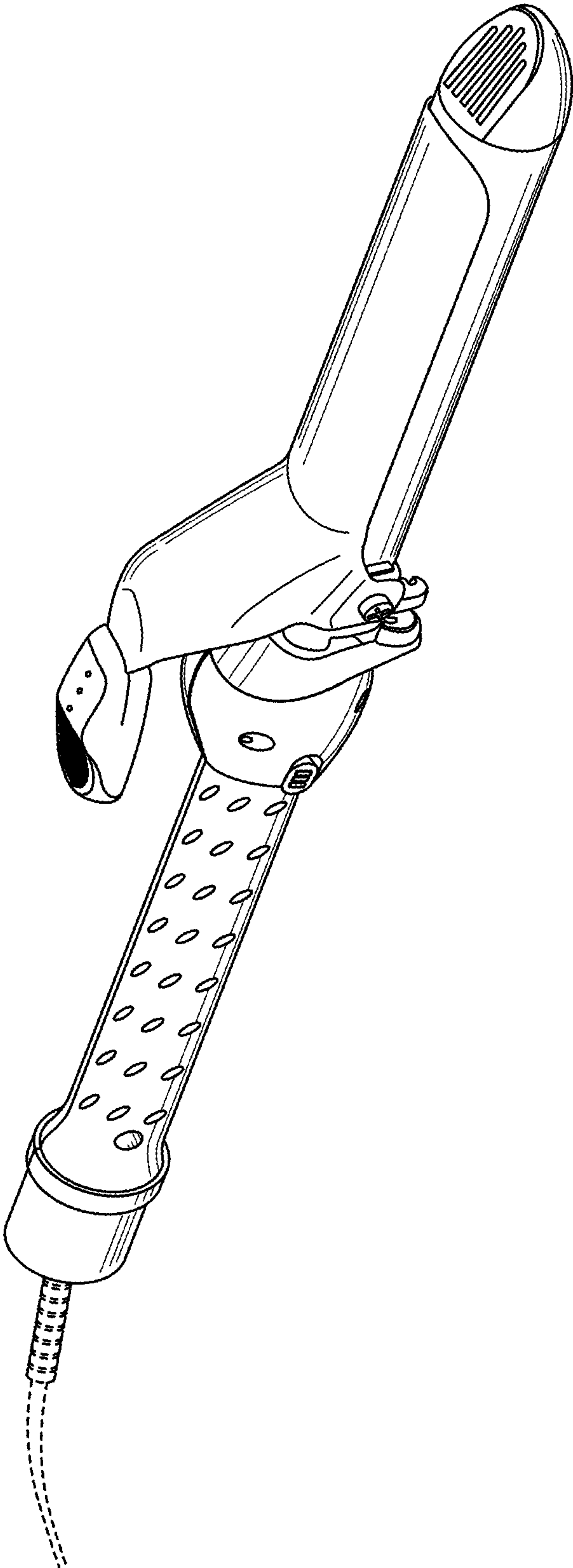


FIG. 1

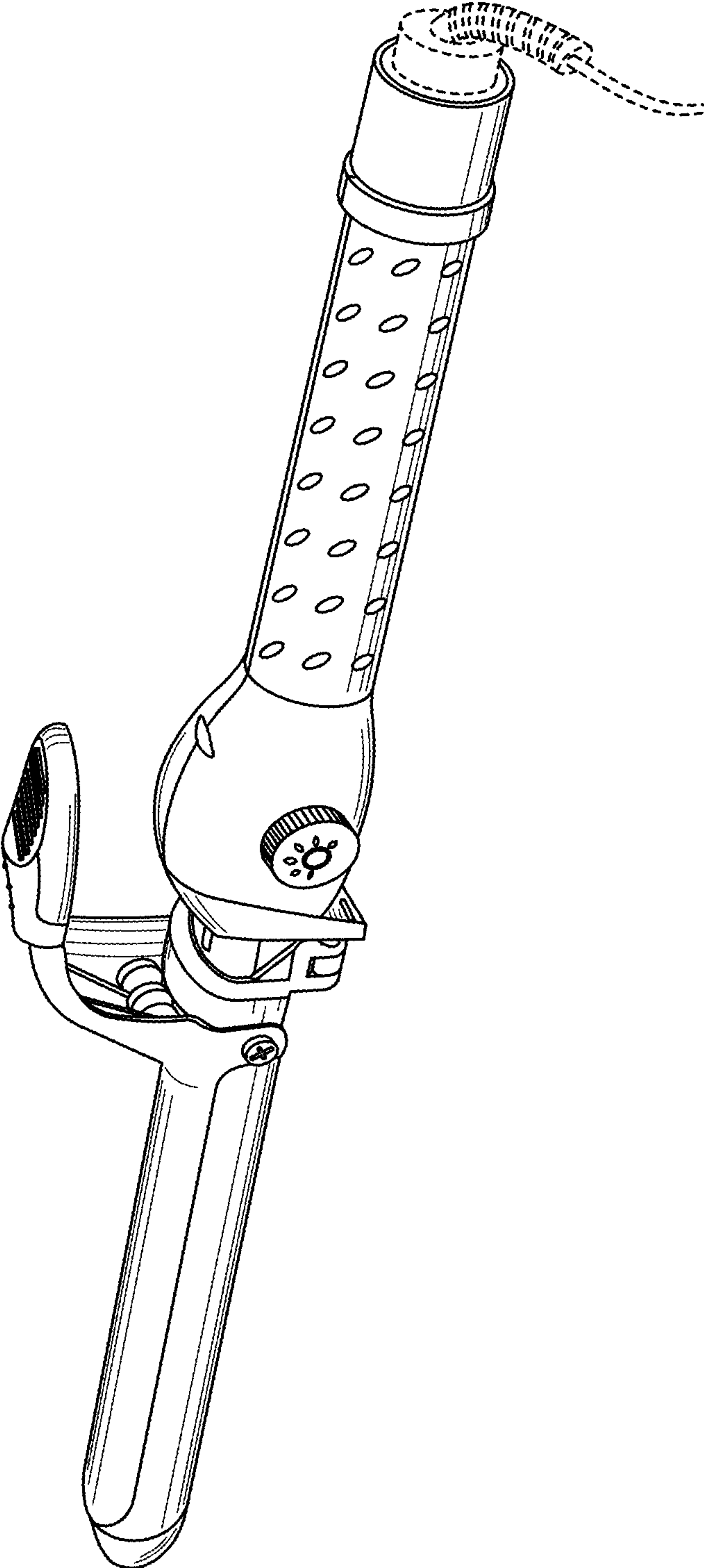


FIG. 2

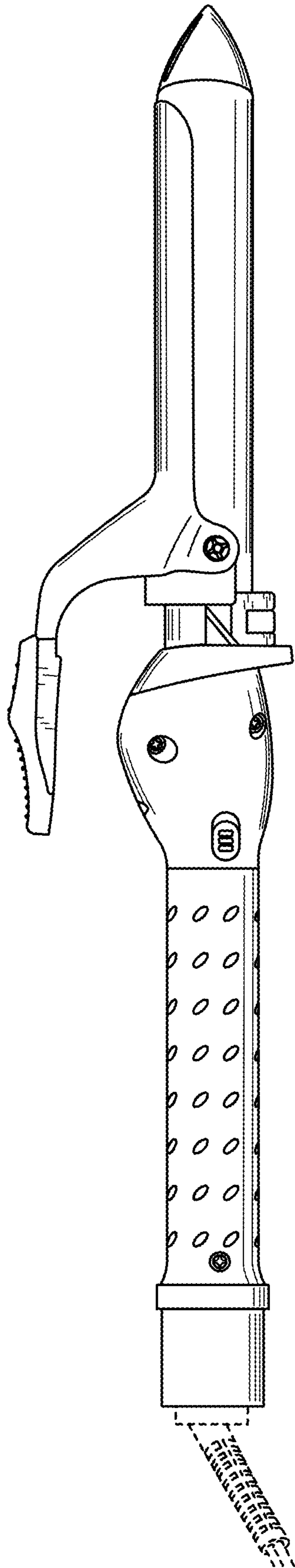


FIG. 3

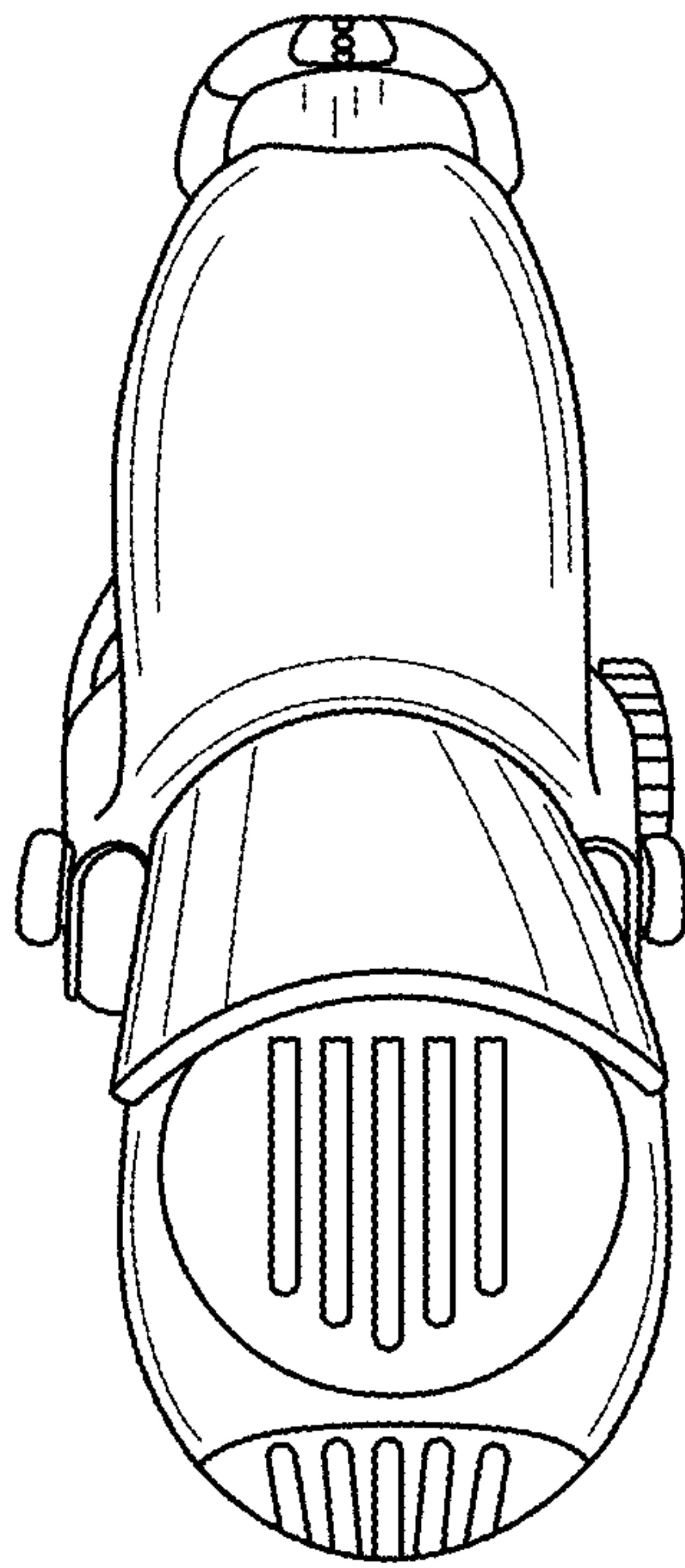


FIG. 4

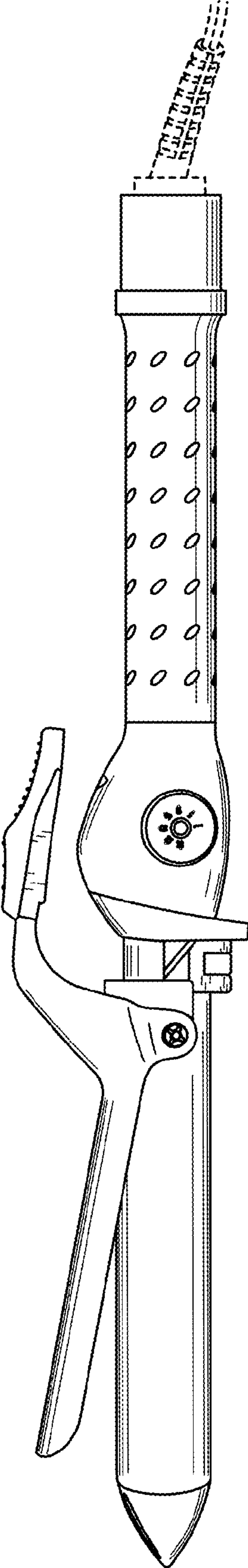


FIG. 5



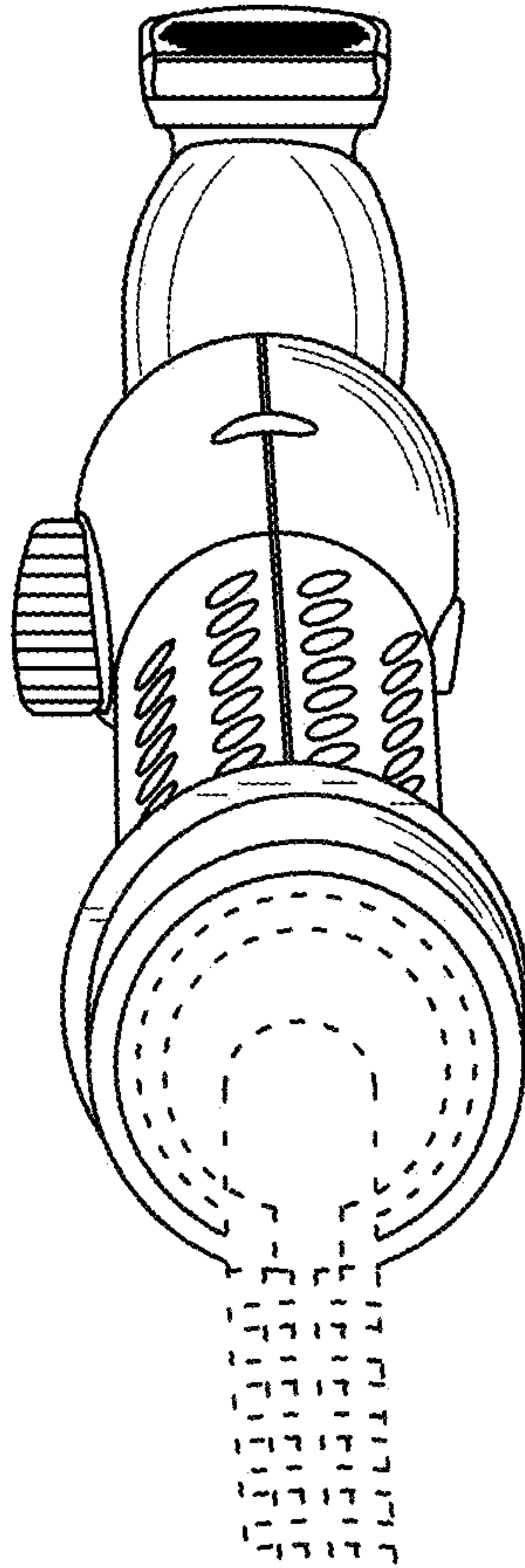


FIG. 6

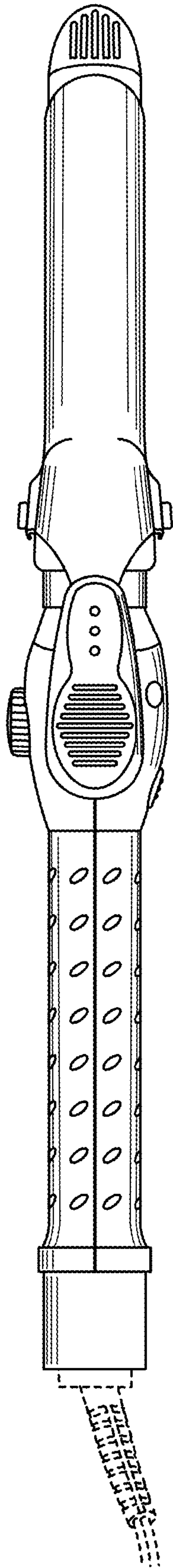


FIG. 7



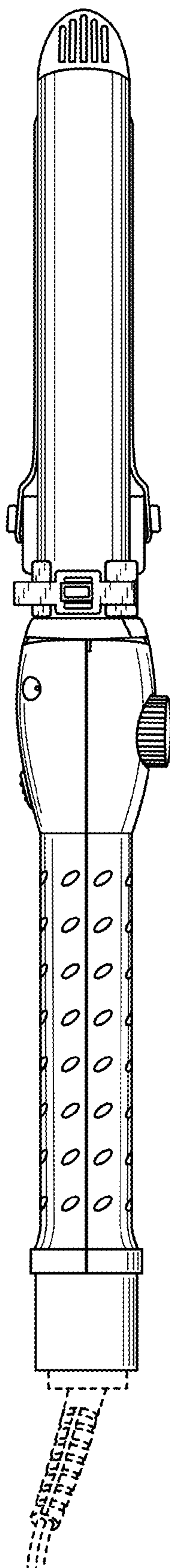


FIG. 8