



US00D736441S

(12) **United States Design Patent**
Sperling et al.

(10) **Patent No.:** **US D736,441 S**

(45) **Date of Patent:** **** Aug. 11, 2015**

(54) **REAR COMBINATION LAMP FOR AN AUTOMOBILE**

(71) Applicants: **Matthew Niven Sperling**, Huntington Beach, CA (US); **Kengo Iwanaga**, Ann Arbor, MI (US); **Miljan Jevremovic**, Northville, MI (US)

(72) Inventors: **Matthew Niven Sperling**, Huntington Beach, CA (US); **Kengo Iwanaga**, Ann Arbor, MI (US); **Miljan Jevremovic**, Northville, MI (US)

(73) Assignee: **Toyota Jidosha Kabushiki Kaisha**, Toyota-shi, Aichi-ken (JP)

(**) Term: **14 Years**

(21) Appl. No.: **29/485,760**

(22) Filed: **Mar. 21, 2014**

(51) **LOC (10) Cl.** **26-06**

(52) **U.S. Cl.**
USPC **D26/28**

(58) **Field of Classification Search**
USPC D26/28–36, 139
CPC F21S 48/10; F21S 48/115; F21S 48/145;
F21S 48/1109; F21S 48/1168; F21S 48/1186
See application file for complete search history.

(56) **References Cited**

U.S. PATENT DOCUMENTS

D534,286 S *	12/2006	Lin et al.	D26/28
D550,380 S *	9/2007	Lin	D26/28
D565,211 S *	3/2008	Haller et al.	D26/28
D568,506 S *	5/2008	Satou et al.	D26/28
D581,561 S *	11/2008	Leclercq	D26/28
D592,326 S *	5/2009	Bauer et al.	D26/28
D602,616 S *	10/2009	Okamura et al.	D26/28
D605,793 S *	12/2009	Weil	D26/28

D678,570 S *	3/2013	Brendel	D26/28
D678,571 S *	3/2013	Brendel	D26/28
D683,870 S *	6/2013	Schmeckpeper	D26/28
D686,359 S *	7/2013	McCabe et al.	D26/28
D686,766 S *	7/2013	Morgenstern	D26/28
D715,471 S *	10/2014	Nagasaka et al.	D26/28

OTHER PUBLICATIONS

Autoblog.com; URL: <http://www.autoblog.com/2011/08/10/toyota-takes-to-twitter-to-tease-2012-camry-again/>; Model: Toyota Camry 2012; Mfg.: Toyota (Sep. 13, 2013).

Autoblog.com; URL: <http://www.autoblog.com/2012/06/18/2013-lexus-es-350-first-drive-review/>; Model: Lexus ES 350 (2013); Mfg.: Lexus (Sep. 13, 2013).

Netcarshown.com; URL: http://www.netcarshow.com/bmw/2014-3-series_gran_turismo/800x600/wallpaper_d5.htm; Model: BMW 3-Series Gran Turismo (2014); Mfg.: BMW (Sep. 13, 2013).

* cited by examiner

Primary Examiner — Clare E Heflin

(74) *Attorney, Agent, or Firm* — Finnegan, Henderson, Farabow, Garrett & Dunner, LLP

(57) **CLAIM**

The ornamental design for a rear combination lamp for an automobile, as shown and described.

DESCRIPTION

FIG. 1 is a front perspective view of a rear combination lamp for an automobile showing our new design;

FIG. 2 is a front view thereof;

FIG. 3 is a rear view thereof;

FIG. 4 is a top plan view thereof;

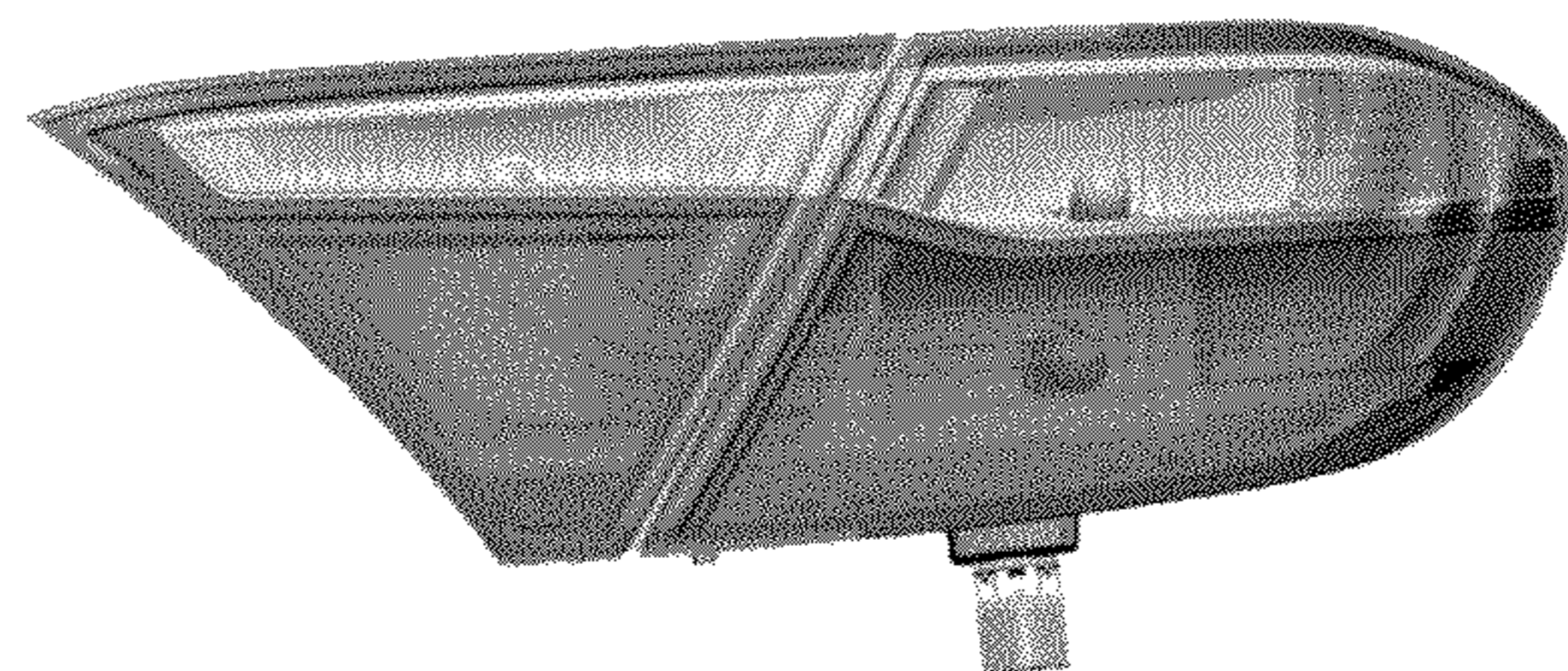
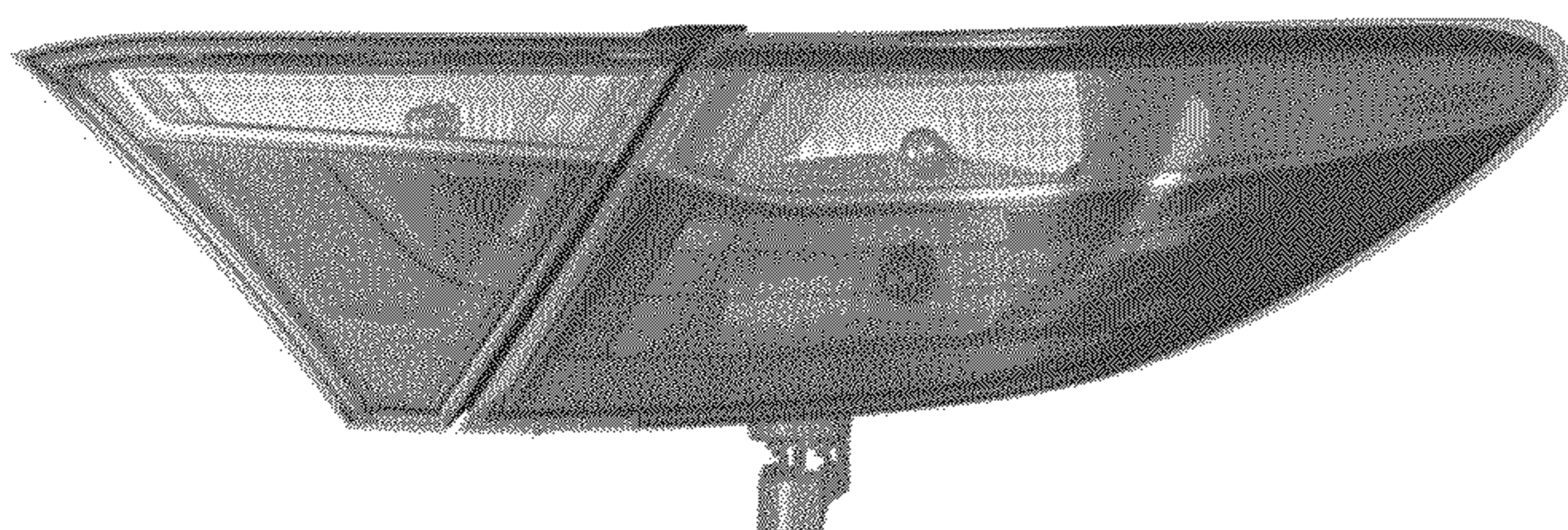
FIG. 5 is a bottom view thereof;

FIG. 6 is a right side view thereof; and,

FIG. 7 is a left side view thereof.

Our design includes the mirror image of the embodiment depicted.

1 Claim, 7 Drawing Sheets






FIG. 1




FIG. 2




FIG. 3




FIG. 4




FIG. 5

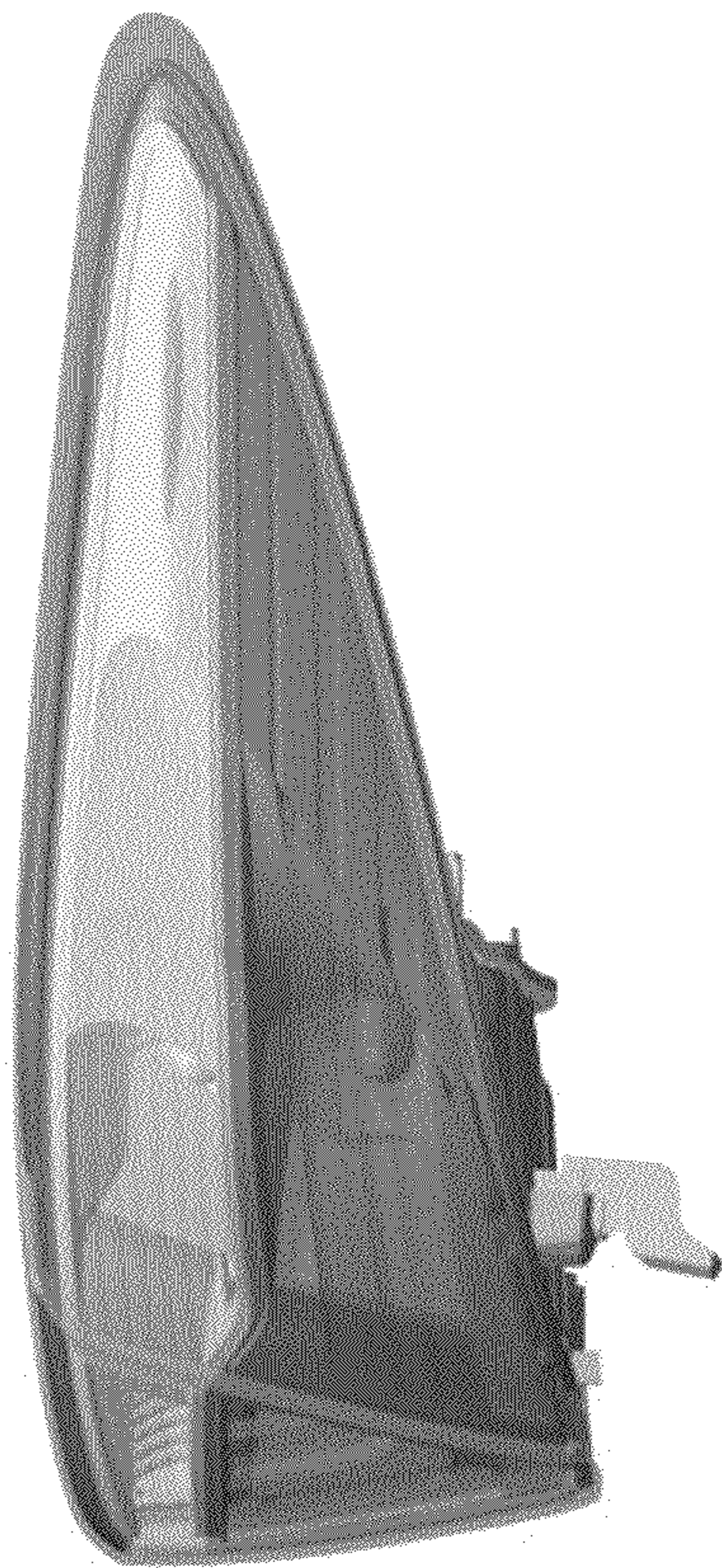


FIG. 6

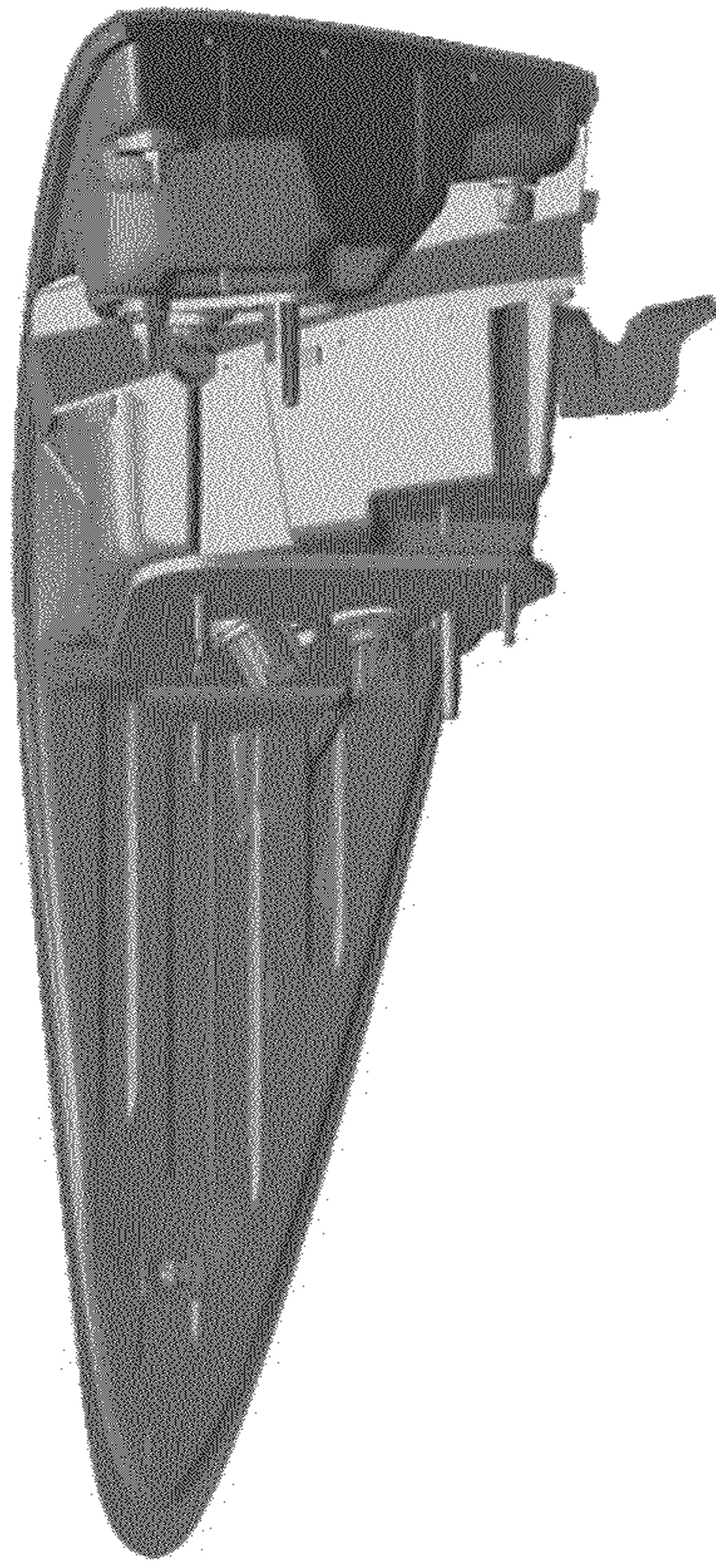


FIG. 7

UNITED STATES PATENT AND TRADEMARK OFFICE
CERTIFICATE OF CORRECTION

PATENT NO. : D736,441 S
APPLICATION NO. : 29/485760
DATED : August 11, 2015
INVENTOR(S) : Matthew Niven Sperling et al.

Page 1 of 1

It is certified that error appears in the above-identified patent and that said Letters Patent is hereby corrected as shown below:

On the title page

Please correct item (57) under DESCRIPTION to read as follows:

FIG. 1 is a front perspective view of a rear combination lamp for an automobile showing our new design;

Signed and Sealed this
Twenty-second Day of March, 2016



Michelle K. Lee
Director of the United States Patent and Trademark Office