



US00D736422S

(12) **United States Design Patent**
Palfreyman et al.

(10) **Patent No.:** **US D736,422 S**

(45) **Date of Patent:** **** Aug. 11, 2015**

(54) **UNDULATING FLEXIBLE ILLUMINATION SHEET WITH LIGHT-EMITTING SURFACE REGIONS**

(71) Applicants: **Paul Palfreyman**, Vancouver (CA);
Michael A. Tischler, Vancouver (CA);
Paul Jungwirth, Burnaby (CA);
Philippe M. Schick, Vancouver (CA)

(72) Inventors: **Paul Palfreyman**, Vancouver (CA);
Michael A. Tischler, Vancouver (CA);
Paul Jungwirth, Burnaby (CA);
Philippe M. Schick, Vancouver (CA)

(73) Assignee: **Cooledge Lighting Inc.**, Richmond (CA)

(**) Term: **14 Years**

(21) Appl. No.: **29/455,484**

(22) Filed: **May 21, 2013**

(51) **LOC (10) Cl.** **26-04**

(52) **U.S. Cl.**
USPC **D26/1**

(58) **Field of Classification Search**
USPC D26/1-4; 313/313, 315, 316, 317, 318,
313/493; 315/52, 53, 56, 57, 58

See application file for complete search history.

(56) **References Cited**

U.S. PATENT DOCUMENTS

D613,886 S * 4/2010 Lodhie D26/1
D614,318 S * 4/2010 Lodhie D26/1
D644,187 S * 8/2011 Shen et al. D13/180

* cited by examiner

Primary Examiner — Marcus Jackson

(74) *Attorney, Agent, or Firm* — Morgan, Lewis & Bockius LLP

(57) **CLAIM**

The ornamental design for an undulating flexible illumination sheet with light-emitting surface regions, substantially as shown and described.

DESCRIPTION

FIG. 1 is a perspective view of an illumination sheet incorporating the design;

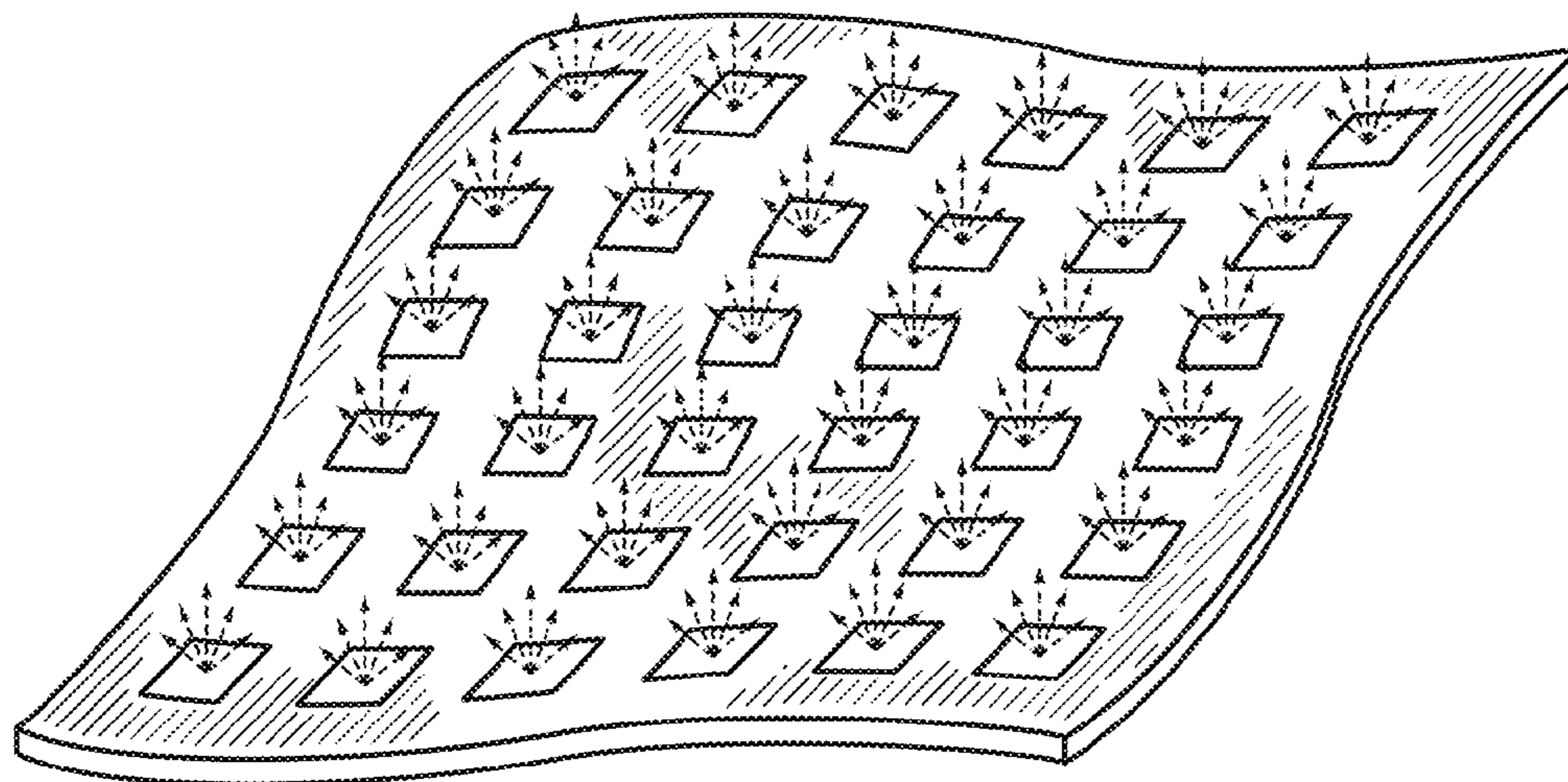
FIG. 2 is a top view thereof;

FIG. 3 is a bottom view thereof; and,

FIG. 4 is a left-side view thereof, the front-side view being identical to the left-side view and the back-side and right-side views being mirror images of the left-side view.

The arrows depicted in broken lines indicating light emission are for environmental purposes only and form no part of the claimed design. The regions of oblique surface shading do not imply any particular reflectivity of the surface of the illumination sheet, only that light is emitted from light-emitting surface regions thereon. The back surface is plain and unornamented.

1 Claim, 2 Drawing Sheets



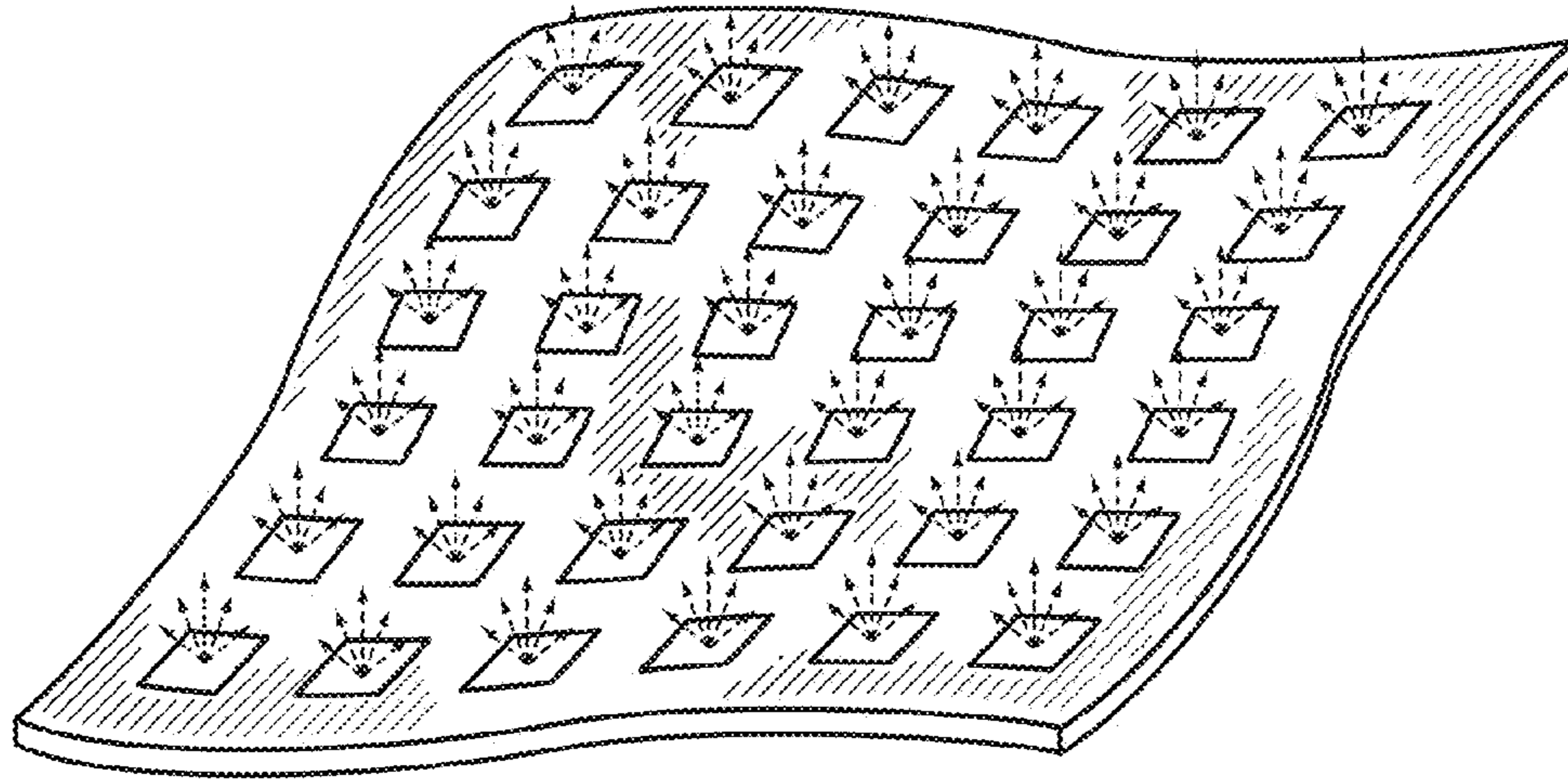


FIG. 1




FIG. 2




FIG. 3



FIG. 4