



US00D736415S

(12) **United States Design Patent**
Sparks

(10) **Patent No.:** **US D736,415 S**

(45) **Date of Patent:** **** Aug. 11, 2015**

(54) **EXPANDING WALL CHANNEL**

(71) Applicant: **SWF Industrial, LLC**, Hotchkiss, CO
(US)

(72) Inventor: **Richard Alan Sparks**, Hotchkiss, CO
(US)

(73) Assignee: **SWF Industrial, LLC**, Hotchkiss, CO
(US)

(**) Term: **14 Years**

(21) Appl. No.: **29/491,212**

(22) Filed: **May 19, 2014**

(51) **LOC (10) Cl.** **25-01**

(52) **U.S. Cl.**
USPC **D25/121**

(58) **Field of Classification Search**
USPC D25/121; 52/220.1, 220.3, 220.7, 241,
52/243, 36.6, 238.1, 632, 481.1
See application file for complete search history.

(56) **References Cited**

U.S. PATENT DOCUMENTS

3,492,766	A *	2/1970	Andrews	52/36.6
3,533,205	A *	10/1970	Lankford et al.	52/356
3,854,264	A *	12/1974	Thomassen	52/632
5,927,038	A *	7/1999	Goldberg et al.	52/632

D442,705	S *	5/2001	Eaton	D25/121
6,360,510	B1 *	3/2002	Woodrum et al.	52/481.1
7,178,304	B2 *	2/2007	Brady	52/653.1
D621,963	S *	8/2010	Zadeh	D25/125
2001/0017016	A1 *	8/2001	Rudduck	52/481.1

* cited by examiner

Primary Examiner — Doris Clark

(74) *Attorney, Agent, or Firm* — Martensen IP

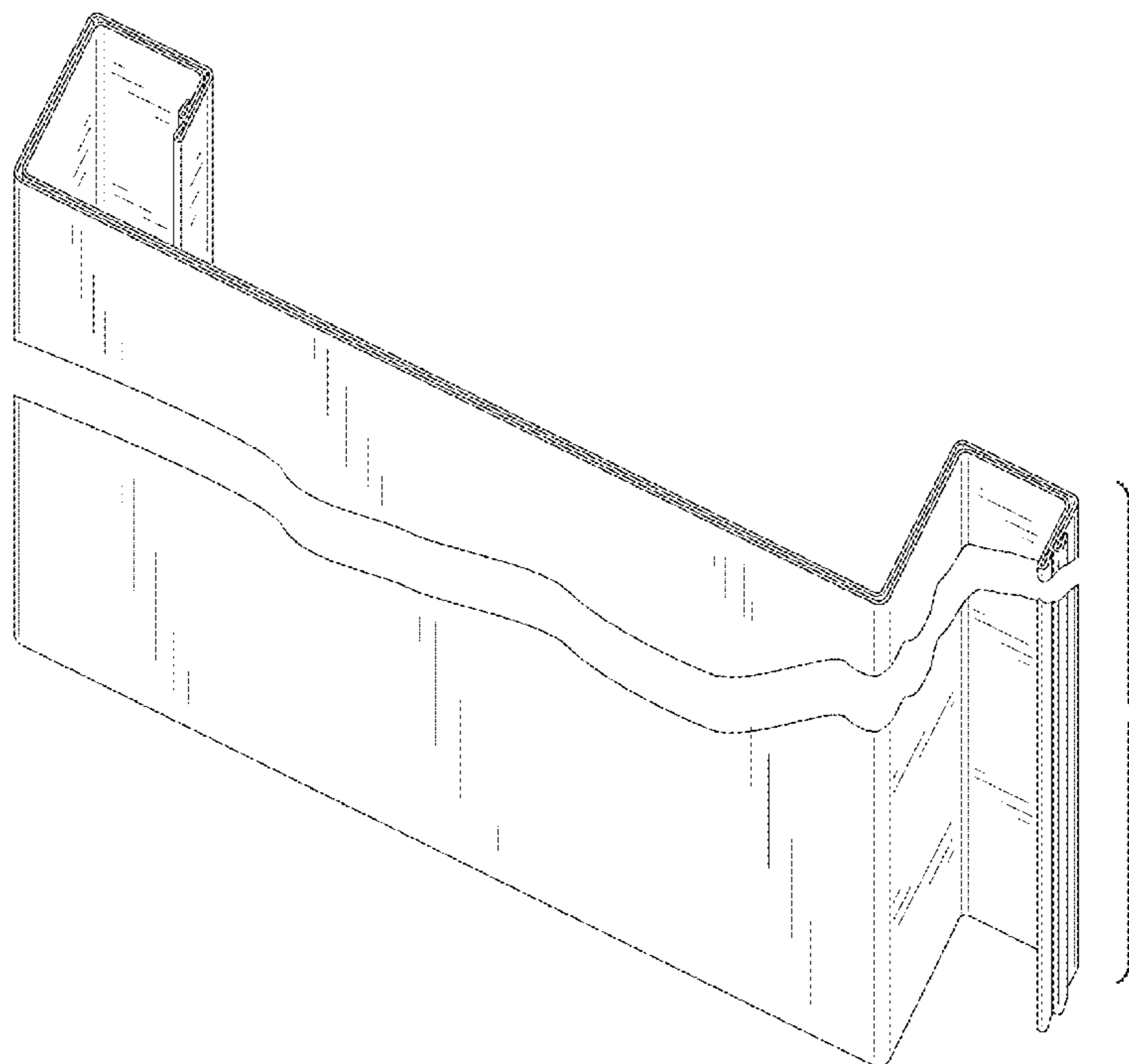
(57) **CLAIM**

The ornamental design for an expanding wall channel, as shown and described.

DESCRIPTION

FIG. 1 is a front, top perspective drawing of one embodiment of an expanding wall channel showing my new design, the channel in an unexpanded configuration;
FIG. 2 is a top view thereof;
FIG. 3 is a bottom view thereof;
FIG. 4 is a right side view thereof;
FIG. 5 is a left side view thereof;
FIG. 6 is front view thereof;
FIG. 7 is a back plan view thereof;
FIG. 8 is a front, top perspective view of thereof with the channel in an expanded configuration;
FIG. 9 is a top view of a second embodiment thereof; and,
FIG. 10 is a top view of a third embodiment thereof.

1 Claim, 7 Drawing Sheets



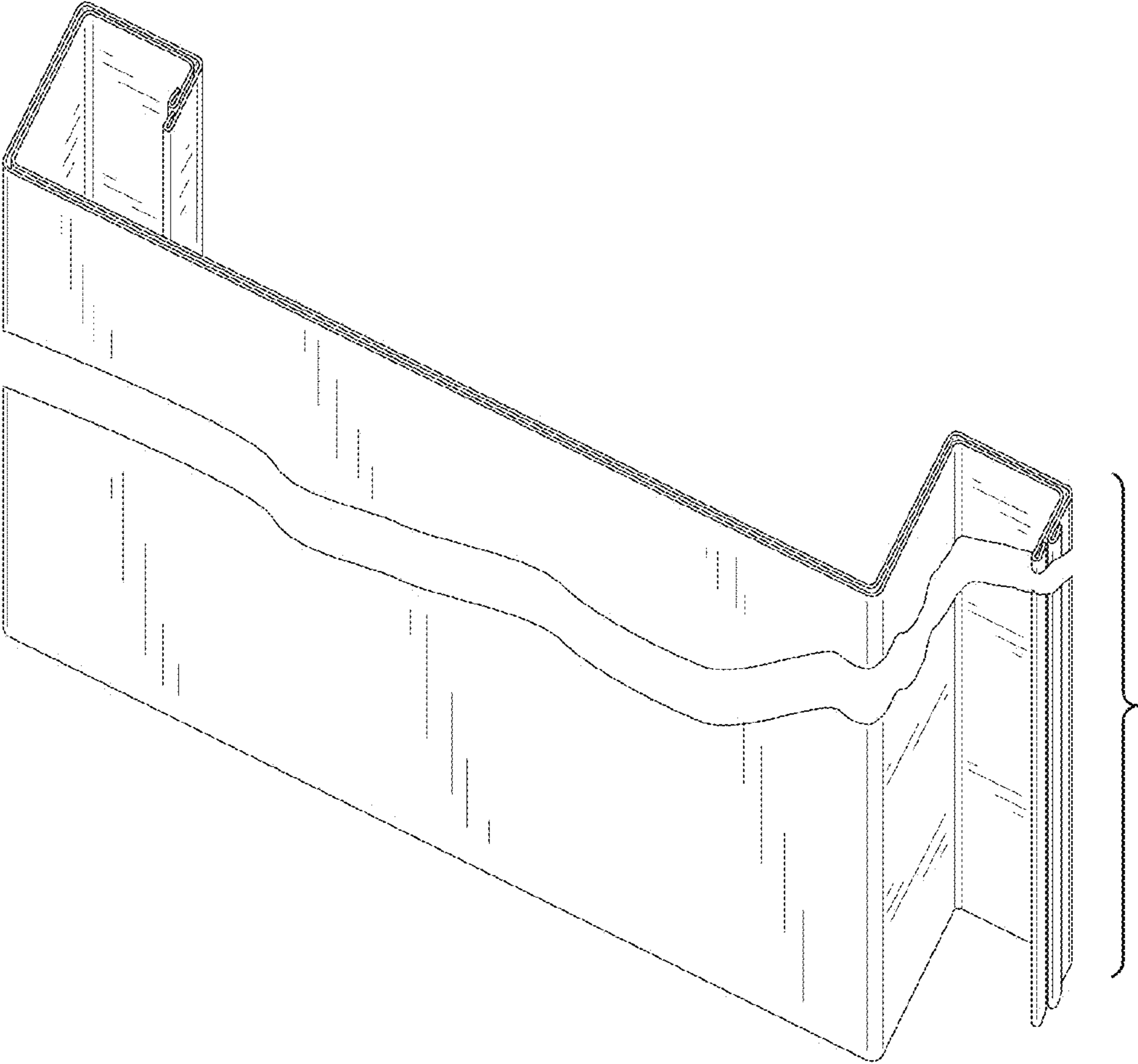


FIG.1



FIG. 2



FIG. 3

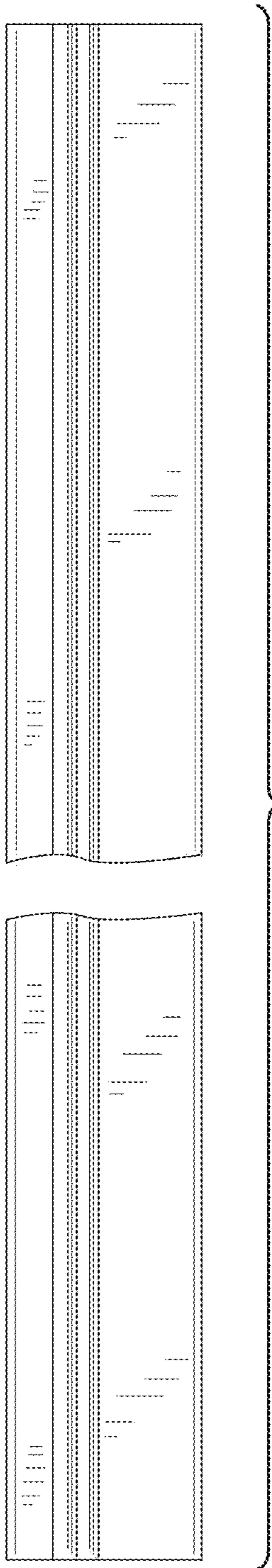


FIG. 4

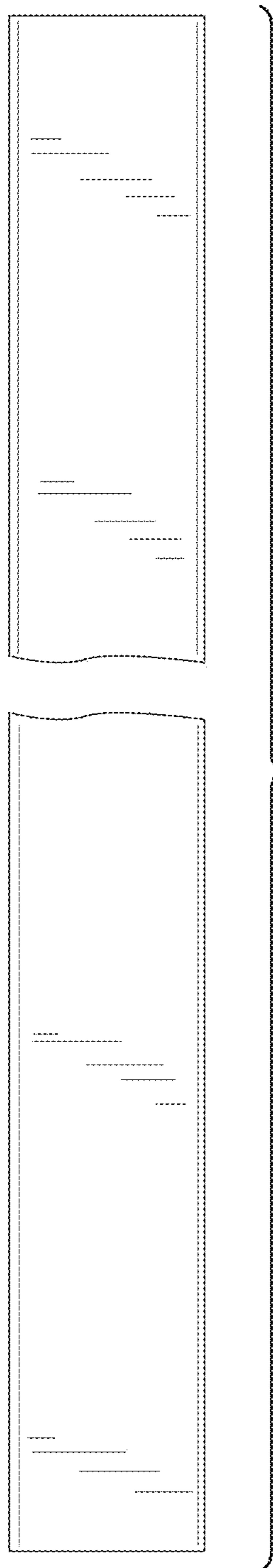


FIG. 5




FIG.6




FIG. 7

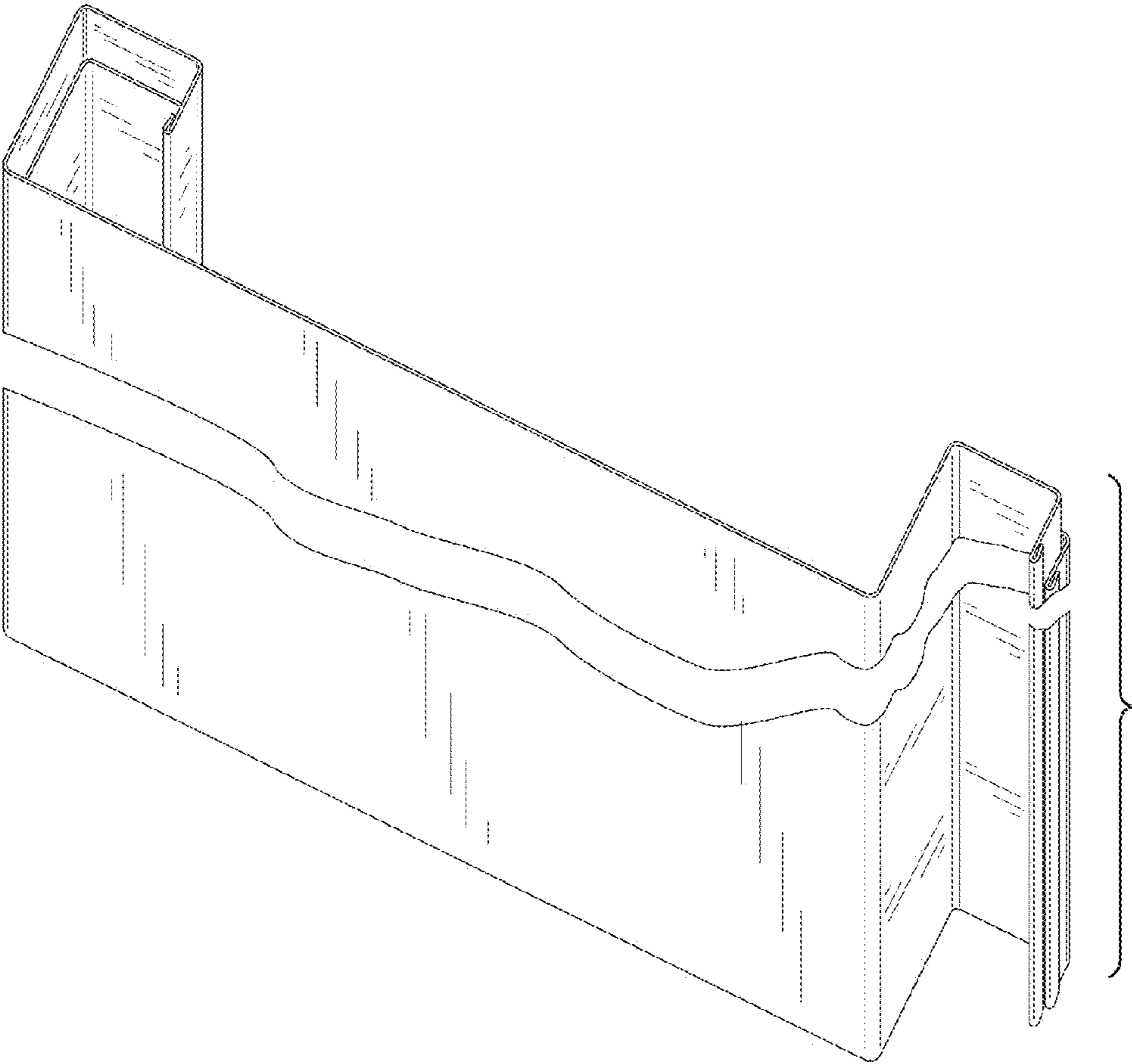


FIG.8



FIG. 9



FIG. 10