



US00D736411S

(12) **United States Design Patent**
MacKenzie

(10) **Patent No.:** **US D736,411 S**

(45) **Date of Patent:** **** Aug. 11, 2015**

(54) **EDGING FOR MODULAR PLANTING SYSTEM**

(71) Applicant: **Hortech, Inc.**, Nunica, MI (US)

(72) Inventor: **David S. MacKenzie**, Nunica, MI (US)

(73) Assignee: **Hortech, Inc.**, Nunica, MI (US)

(**) Term: **14 Years**

(21) Appl. No.: **29/478,495**

(22) Filed: **Jan. 6, 2014**

(51) **LOC (10) Cl.** **25-01**

(52) **U.S. Cl.**
USPC **D25/119**

(58) **Field of Classification Search**
USPC D25/119, 199, 58, 61, 121, 136;
52/11-15, 459, 460, 464, 474, 716.1,
52/716.6, 716.8, 718.04, 717.06
CPC E04B 1/00; E04B 2/00; E04B 2/30;
E04B 2/94; F04C 2/26; E04C 2/38; E04H
5/00; E04H 5/08; E04H 17/00
See application file for complete search history.

(56) **References Cited**

U.S. PATENT DOCUMENTS

2,417,899 A * 3/1947 Ashman 52/521
3,674,620 A * 7/1972 McCarthy et al. 8/114
D227,980 S * 7/1973 Crosskill D25/69
3,834,104 A * 9/1974 Dunn et al. 52/376
4,201,026 A * 5/1980 Murphy 52/844
D270,287 S * 8/1983 Smith D25/119
5,360,121 A * 11/1994 Sothman 211/87.01

D397,810 S * 9/1998 Basset D25/199
D425,215 S * 5/2000 Ginzel D25/119
6,643,990 B2 * 11/2003 Jensen 52/716.1
D621,961 S * 8/2010 Gardner D25/119
D668,352 S * 10/2012 Field et al. D25/61
D700,717 S * 3/2014 Campacci D25/119

OTHER PUBLICATIONS

Permaloc Corporation; pages from website as printed on Jun. 13, 2014.

Photos of Permaloc GeoEdge landscaping edging taken on or before Jan. 1, 2014.

* cited by examiner

Primary Examiner — Prabhakar Deshmukh

(74) *Attorney, Agent, or Firm* — Price Heneveld LLP

(57) **CLAIM**

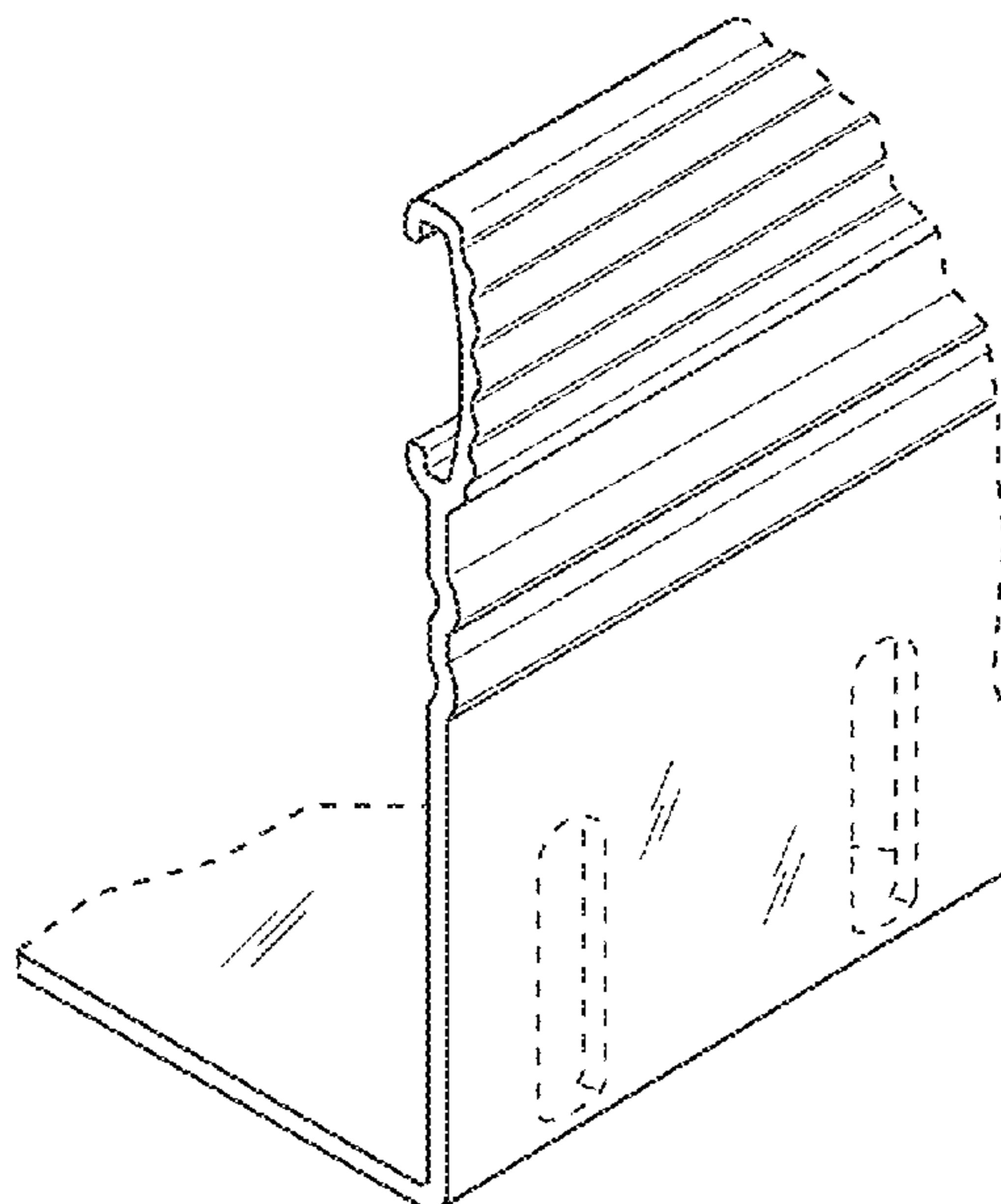
I claim the ornamental design for an edging for modular planting system, as shown and described.

DESCRIPTION

FIG. 1 is a perspective view of an edging for modular planting system showing my new design; FIG. 2 is a front elevational view thereof; FIG. 3 is a rear elevational view thereof; FIG. 4 is a left side elevational view thereof; and, FIG. 5 is a top plan view thereof.

The broken lines are for illustrative purpose only. The claimed design is broken on one side to indicate indefinite length. None of the broken lines form part of the claimed design.

1 Claim, 2 Drawing Sheets



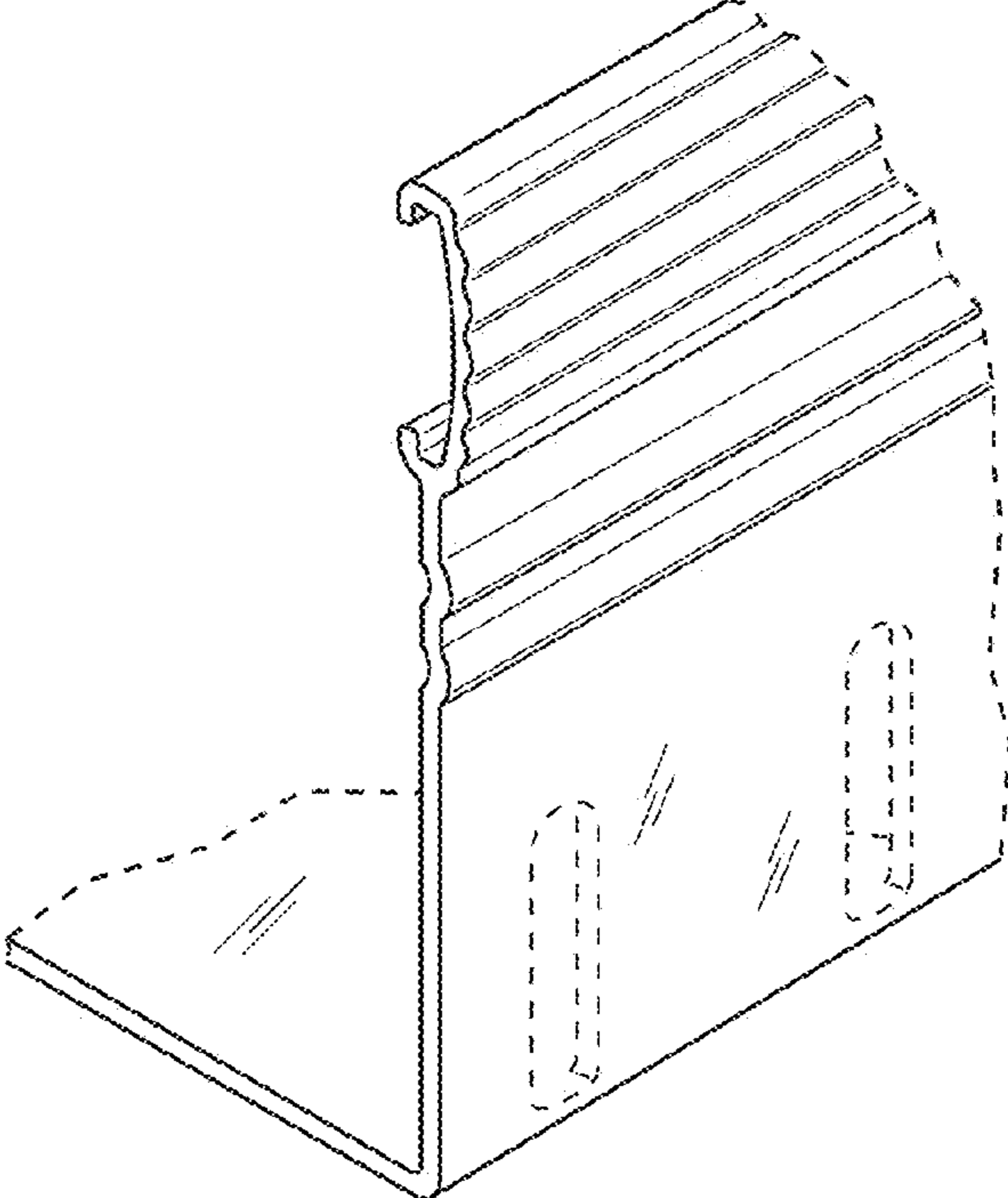


FIG. 1

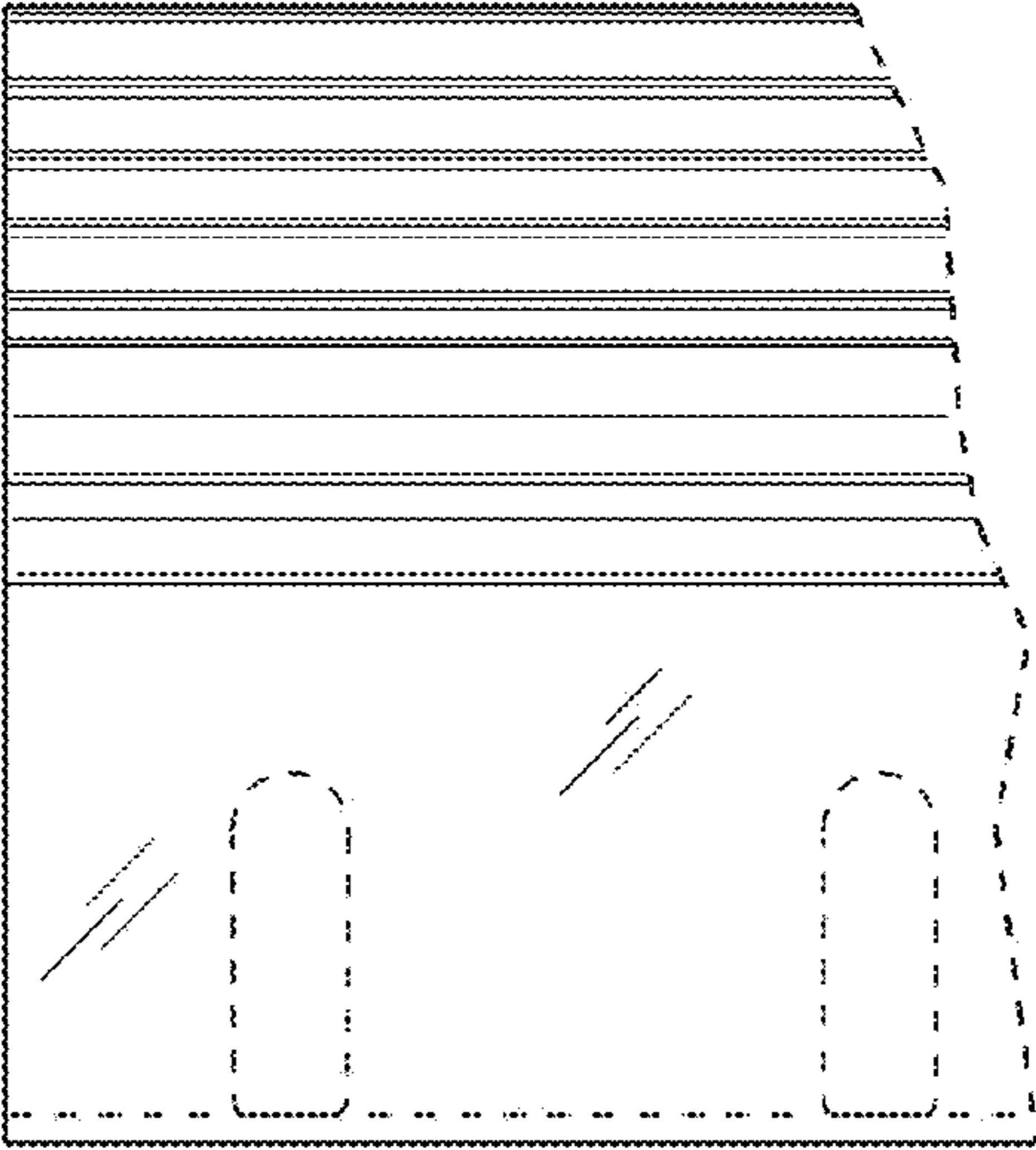


FIG. 2

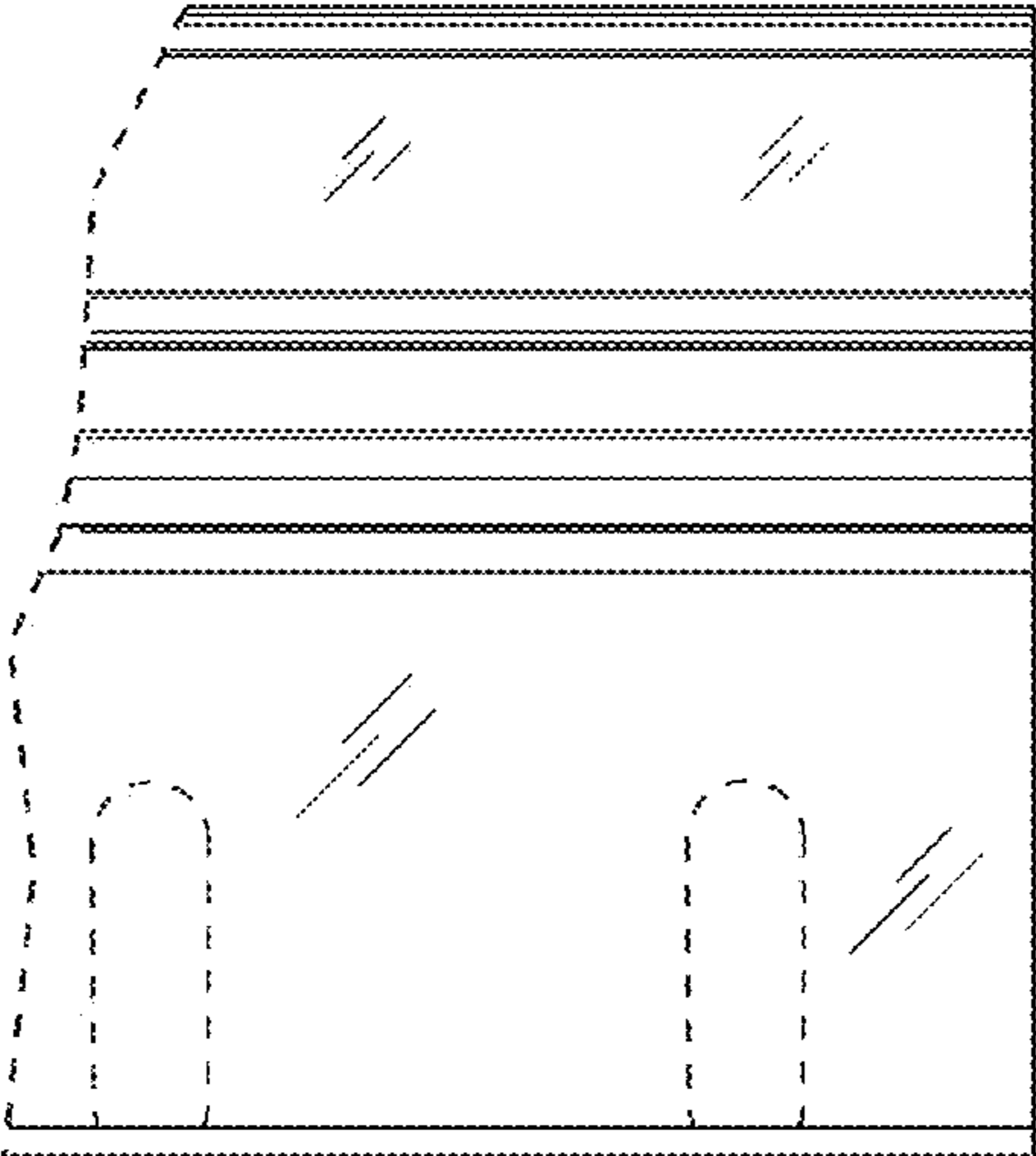


FIG. 3

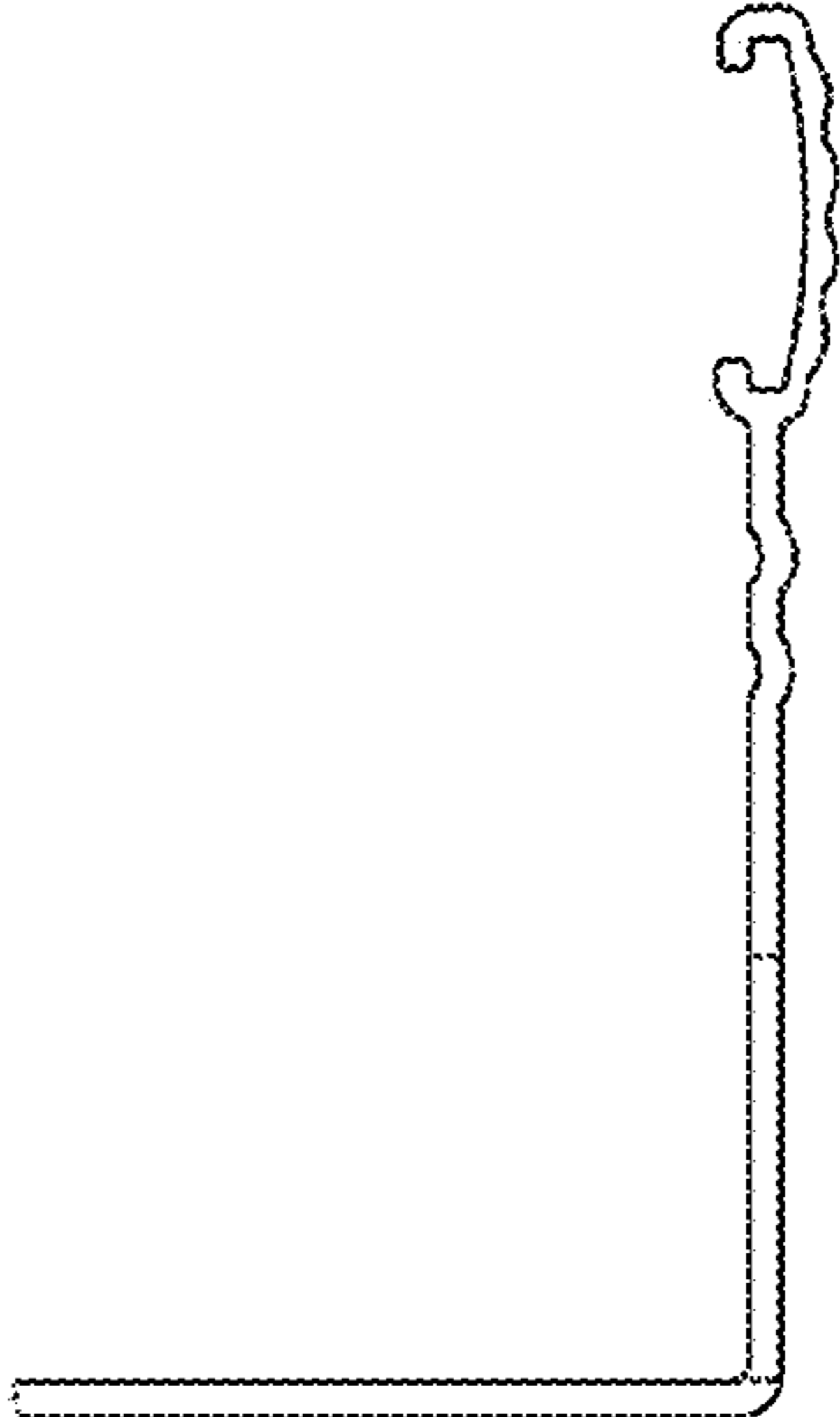


FIG. 4

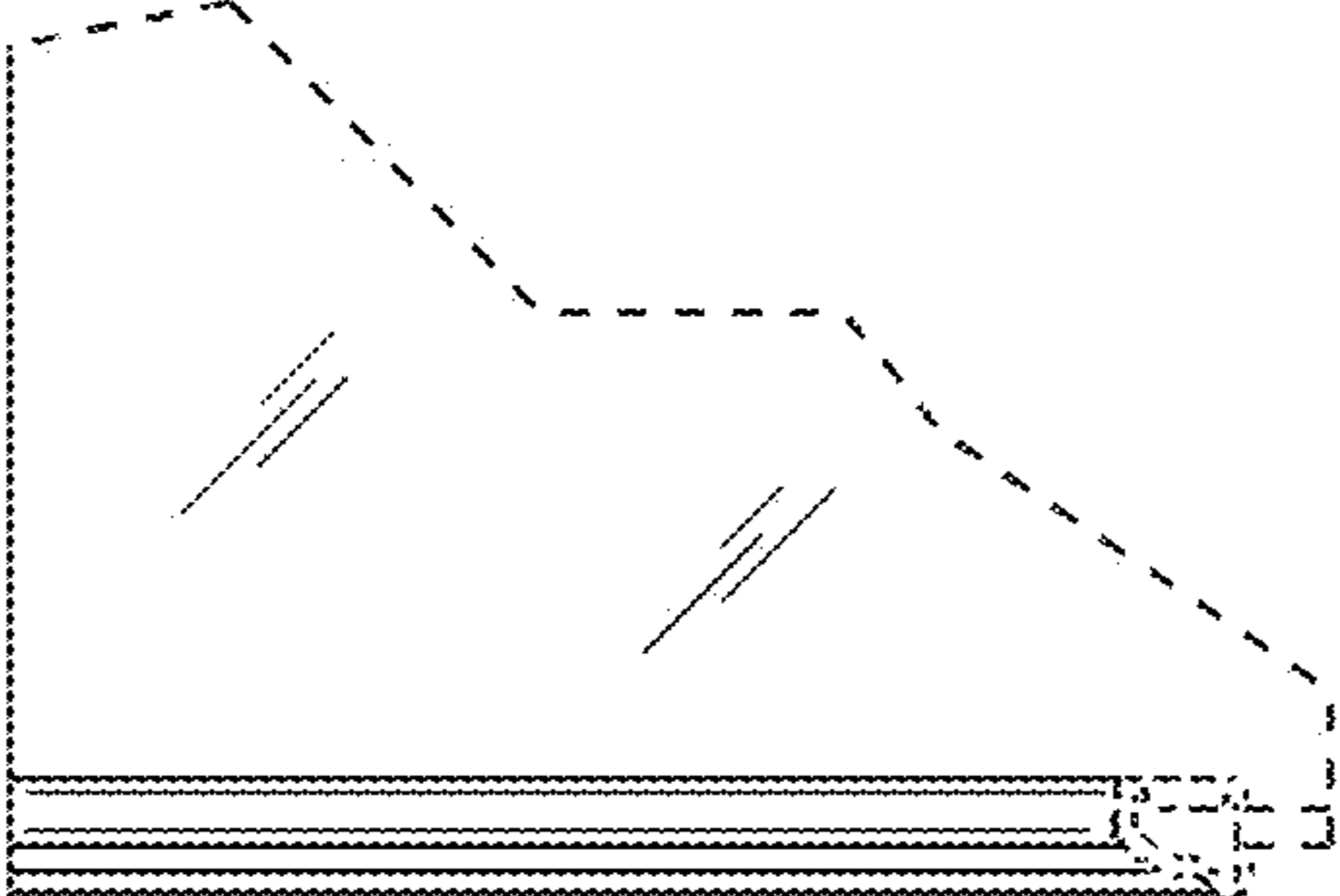


FIG. 5