

US00D736355S

(12) **United States Design Patent**
Lucas

(10) **Patent No.:** **US D736,355 S**

(45) **Date of Patent:** **** *Aug. 11, 2015**

- (54) **GRATE**
- (71) Applicant: **Tim Lucas**, West End (AU)
- (72) Inventor: **Tim Lucas**, West End (AU)
- (*) Notice: This patent is subject to a terminal disclaimer.
- (**) Term: **14 Years**
- (21) Appl. No.: **29/493,548**
- (22) Filed: **Jun. 11, 2014**
- (51) **LOC (10) Cl.** **23-01**
- (52) **U.S. Cl.**
USPC **D23/261**
- (58) **Field of Classification Search**
USPC D23/259–265; D25/149–159;
210/162–166; 404/2, 3, 4; 4/651;
405/118, 119
See application file for complete search history.

| | | | |
|-------------------|---------|-------------------------|----------|
| 8,043,497 B2 * | 10/2011 | Silverstein et al. | 210/164 |
| D672,439 S * | 12/2012 | Heiser et al. | D23/261 |
| D685,925 S * | 7/2013 | Kim | D25/155 |
| D685,926 S * | 7/2013 | Kim | D25/155 |
| D685,927 S * | 7/2013 | Kim | D25/155 |
| 8,490,361 B2 * | 7/2013 | Curry et al. | 52/592.4 |
| D687,524 S * | 8/2013 | Heiser | D23/261 |
| D687,525 S * | 8/2013 | Heiser | D23/261 |
| D687,526 S * | 8/2013 | Heiser | D23/261 |
| D687,527 S * | 8/2013 | Heiser et al. | D23/261 |
| D687,575 S * | 8/2013 | Kim | D25/155 |
| D689,989 S * | 9/2013 | Vessels et al. | D23/261 |
| D693,493 S * | 11/2013 | Kim | D25/155 |
| D693,946 S * | 11/2013 | Kim | D25/157 |
| D694,863 S * | 12/2013 | Brodey et al. | D23/261 |
| 2008/0271232 A1 * | 11/2008 | Self | 4/292 |

* cited by examiner

Primary Examiner — John Windmuller
Assistant Examiner — Steven Czyz

(57) **CLAIM**
The ornamental design for a grate, as shown and described.

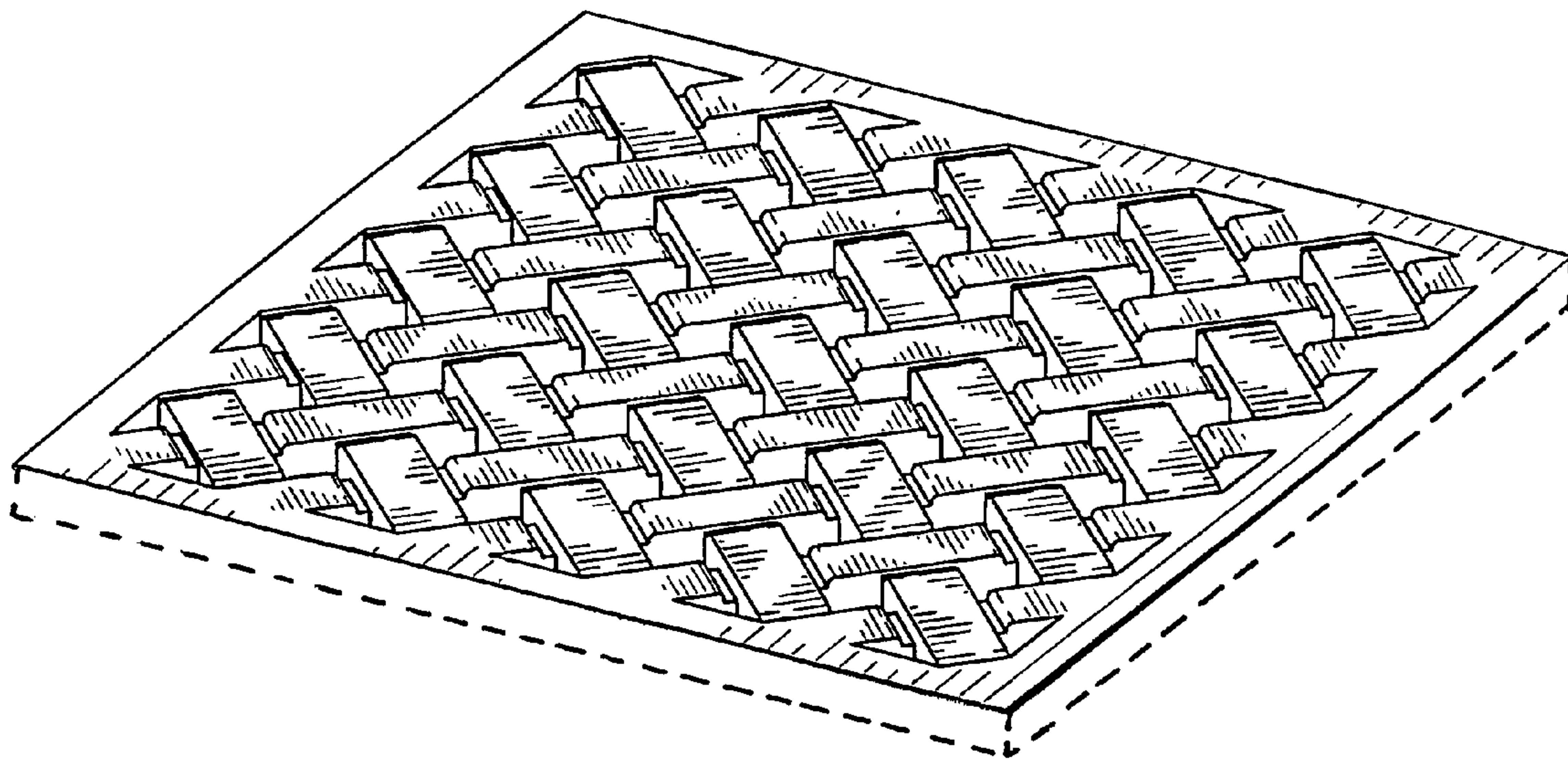
DESCRIPTION

FIG. 1 is an isometric view of a grate, the perspective view partially from the front side of the grate, partially from a first side of the grate, and partially from a second side of the grate. The broken lines are for illustrating parts of the grate and form no part of the claimed design; and, FIG. 2 is a front view of the grate. The bottom and the sides of the grate form no part of the claimed design.

1 Claim, 2 Drawing Sheets

(56) **References Cited**
U.S. PATENT DOCUMENTS

| | | | |
|--------------|---------|---------------------|---------|
| D207,992 S * | 6/1967 | Bogan, Jr. | D25/156 |
| D367,972 S * | 3/1996 | Valls et al. | D6/468 |
| D422,061 S * | 3/2000 | Lee | D23/261 |
| D486,251 S * | 2/2004 | Jaeger | D25/152 |
| D492,425 S * | 6/2004 | Johnson | D25/155 |
| D556,347 S * | 11/2007 | Jaeger | D25/150 |
| D575,881 S * | 8/2008 | Diamond | D25/156 |
| D632,518 S * | 2/2011 | Schmidt et al. | D6/561 |



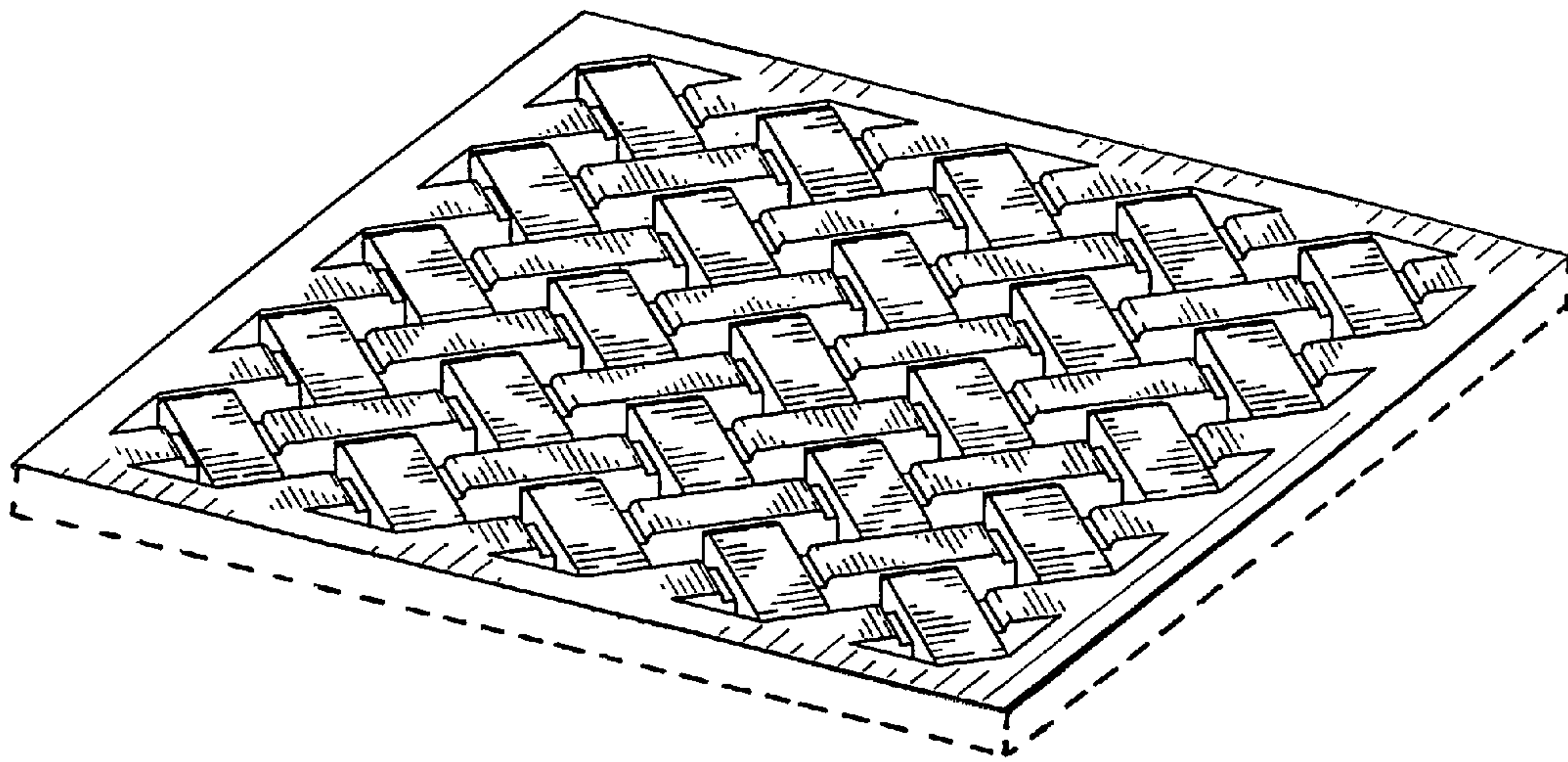


FIG. 1




FIG. 2