



US00D736353S

(12) **United States Design Patent**
Lucas

(10) **Patent No.:** **US D736,353 S**

(45) **Date of Patent:** **** Aug. 11, 2015**

(54) **GRATE**
(71) Applicant: **Tim Lucas**, West End (AU)
(72) Inventor: **Tim Lucas**, West End (AU)
(**) Term: **14 Years**

(21) Appl. No.: **29/493,546**

(22) Filed: **Jun. 11, 2014**

(51) **LOC (10) Cl.** **23-01**

(52) **U.S. Cl.**
USPC **D23/261**

(58) **Field of Classification Search**
USPC D23/259–265; D25/149–159;
210/162–166; 404/2, 3, 4; 4/651;
405/118, 119

See application file for complete search history.

(56) **References Cited**

U.S. PATENT DOCUMENTS

D207,992 S *	6/1967	Bogan, Jr.	D25/156
D367,972 S *	3/1996	Valls et al.	D6/468
D422,061 S *	3/2000	Lee	D23/261
D486,251 S *	2/2004	Jaeger	D25/152
D492,425 S *	6/2004	Johnson	D25/155
D556,347 S *	11/2007	Jaeger	D25/150
D575,881 S *	8/2008	Diamond	D25/156
D632,518 S *	2/2011	Schmidt et al.	D6/561
8,043,497 B2 *	10/2011	Silverstein et al.	210/164
D672,439 S *	12/2012	Heiser et al.	D23/261
D685,925 S *	7/2013	Kim	D25/155
D685,926 S *	7/2013	Kim	D25/155
D685,927 S *	7/2013	Kim	D25/155

8,490,361 B2 *	7/2013	Curry et al.	52/592.4
D687,524 S *	8/2013	Heiser	D23/261
D687,525 S *	8/2013	Heiser	D23/261
D687,526 S *	8/2013	Heiser	D23/261
D687,527 S *	8/2013	Heiser et al.	D23/261
D687,575 S *	8/2013	Kim	D25/155
D689,989 S *	9/2013	Vessels et al.	D23/261
D693,493 S *	11/2013	Kim	D25/155
D693,946 S *	11/2013	Kim	D25/157
D694,863 S *	12/2013	Brodey et al.	D23/261
2008/0271232 A1 *	11/2008	Self	4/292

OTHER PUBLICATIONS

Jonite 12" × 12" Decorative Catch Basin Grate, Products, drainagekits.com, Searched Dec. 4, 2014, http://drainagekits.com/product/jonite-12-x-12-decorative-catch-basin-grate/#!prettyPhoto.*

* cited by examiner

Primary Examiner — John Windmuller

Assistant Examiner — Steven Czyn

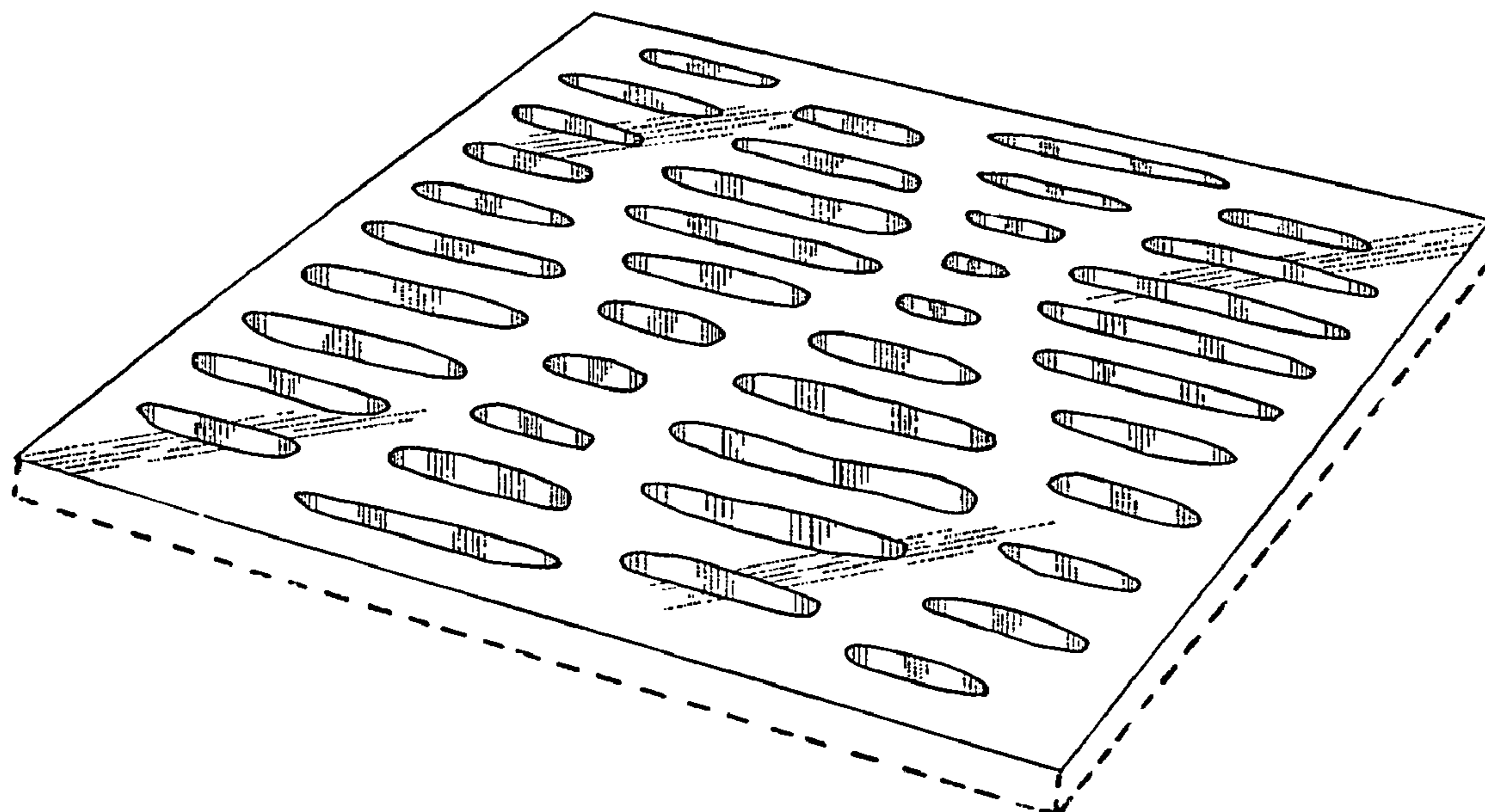
(57) **CLAIM**

The ornamental design for a grate, as shown and described.

DESCRIPTION

FIG. 1 is an isometric view of a grate, the perspective view partially from the front side of the grate, partially from a first side of the grate, and partially from a second side of the grate. The broken lines are for illustrating parts of the grate and form no part of the claimed design; and, FIG. 2 is a front view of the grate. The bottom and the sides of the grate form no part of the claimed design.

1 Claim, 2 Drawing Sheets



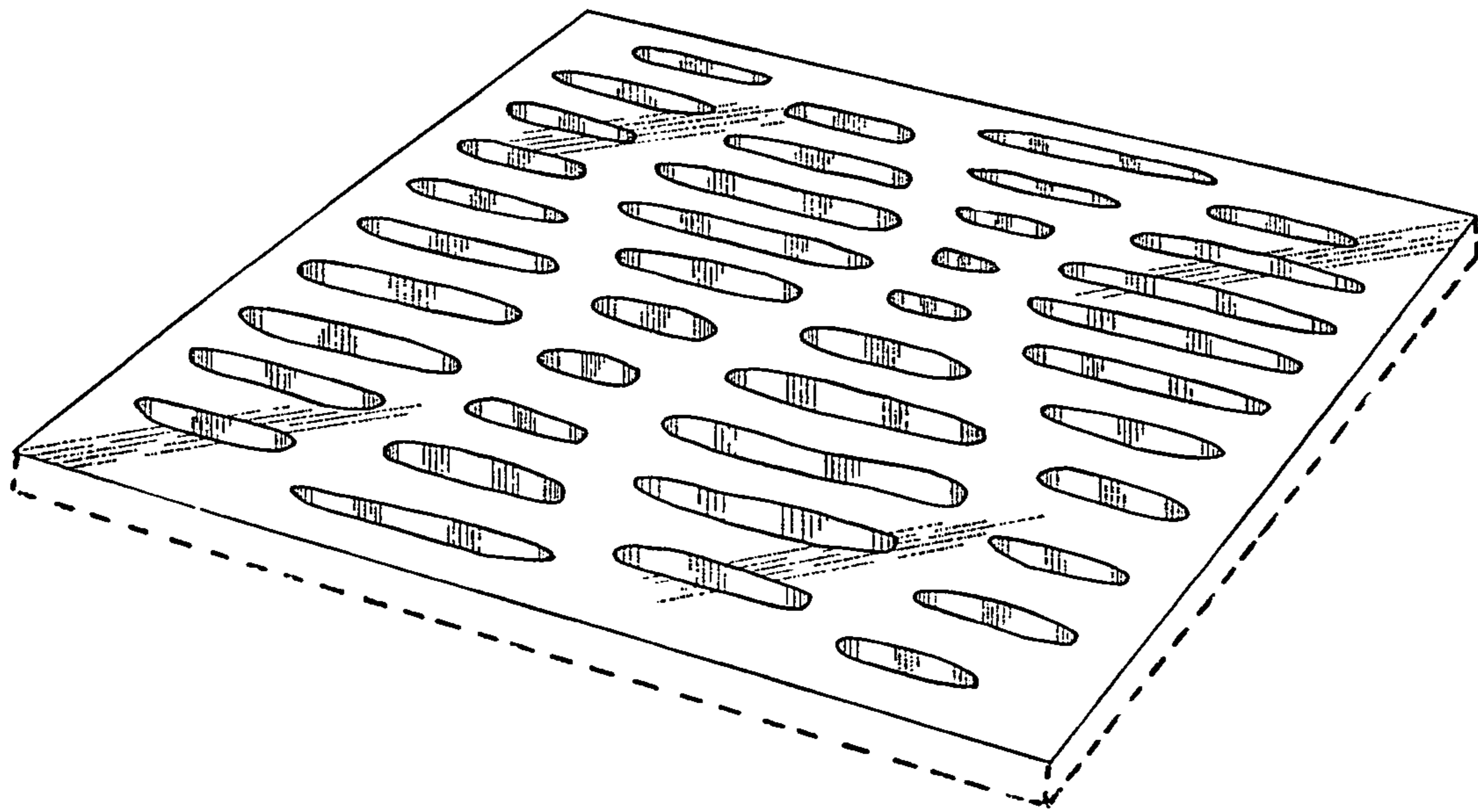


FIG. 1




FIG. 2