



US00D736319S

(12) **United States Design Patent**  
**Gillespie**

(10) **Patent No.:** **US D736,319 S**

(45) **Date of Patent:** **\*\* Aug. 11, 2015**

- (54) **ADVERTISING DISPLAY DEVICE**
- (71) Applicant: **Joseph John Gillespie**, Durban North (ZA)
- (72) Inventor: **Joseph John Gillespie**, Durban North (ZA)
- (\*\*) Term: **14 Years**
- (21) Appl. No.: **29/436,410**
- (22) Filed: **Nov. 6, 2012**
- (51) **LOC (10) Cl.** ..... **20-03**
- (52) **U.S. Cl.**  
USPC ..... **D20/10; D20/40**
- (58) **Field of Classification Search**  
USPC ..... D20/10, 19, 22-29, 40, 42, 99;  
40/124.01-124.09, 124.11-124.19,  
40/124.191, 299.01, 312, 315, 446,  
40/538-541, 546, 584, 594, 600, 617;  
D9/433, 457; D99/43; 232/19, 38;  
283/56, 71, 81; 428/68, 76  
CPC ..... G09F 1/00; G09F 1/02; G09F 1/04;  
G09F 3/00; G09F 3/04; G09F 3/0297; G09F  
3/0298; G09F 23/00; G09F 23/10; G09B  
29/00; G09B 29/02; B44C 1/10; B60R 13/02  
See application file for complete search history.

4,131,702 A *	12/1978	Alfter et al. ....	428/76
D429,767 S *	8/2000	Morrison .....	D20/10
D451,554 S *	12/2001	Fasano .....	D20/22
D472,934 S *	4/2003	Miska .....	D20/29
D556,974 S *	12/2007	Speir .....	D99/43
D556,975 S *	12/2007	Speir .....	D99/43
D662,989 S *	7/2012	Vulgamott et al. ....	D20/22
D668,718 S *	10/2012	Clark et al. ....	D20/22
D683,407 S *	5/2013	Austria .....	D20/22
D714,138 S *	9/2014	Genender .....	D9/433
2003/0057268 A1 *	3/2003	Martin et al. ....	232/38
2005/0067480 A1 *	3/2005	Toussant et al. ....	232/19

\* cited by examiner

*Primary Examiner* — Mary Ann Calabrese  
(74) *Attorney, Agent, or Firm* — Ladas & Parry LLP

(57) **CLAIM**  
I claim the ornamental design for an advertising display device, as shown and described.

**DESCRIPTION**

FIG. 1 is a plan view of an advertising display device showing my new design in a flattened configuration;  
FIG. 2 is a top perspective view thereof shown in an assembled configuration;  
FIG. 3 is a bottom perspective view of FIG. 2;  
FIG. 4 is a right side view of FIG. 2;  
FIG. 5 is a left side view of FIG. 2;  
FIG. 6 is a top view of FIG. 2;  
FIG. 7 is a bottom view of FIG. 2; and,  
FIG. 8 is a front view of FIG. 2.

**1 Claim, 6 Drawing Sheets**

- (56) **References Cited**  
U.S. PATENT DOCUMENTS  
1,557,332 A \* 10/1925 Robbins ..... 40/312  
2,721,408 A \* 10/1955 Harris et al. .... 40/315

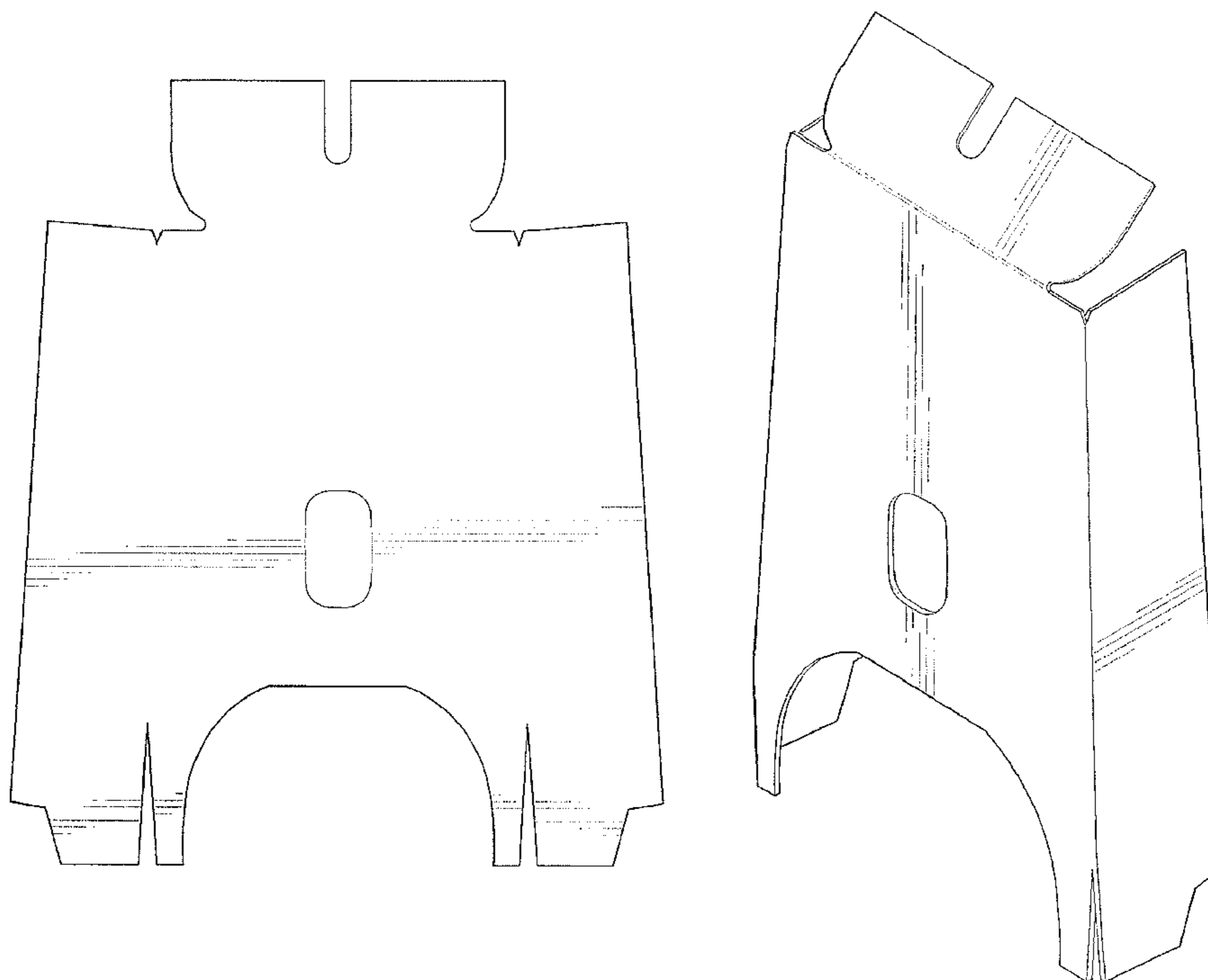


FIG 1

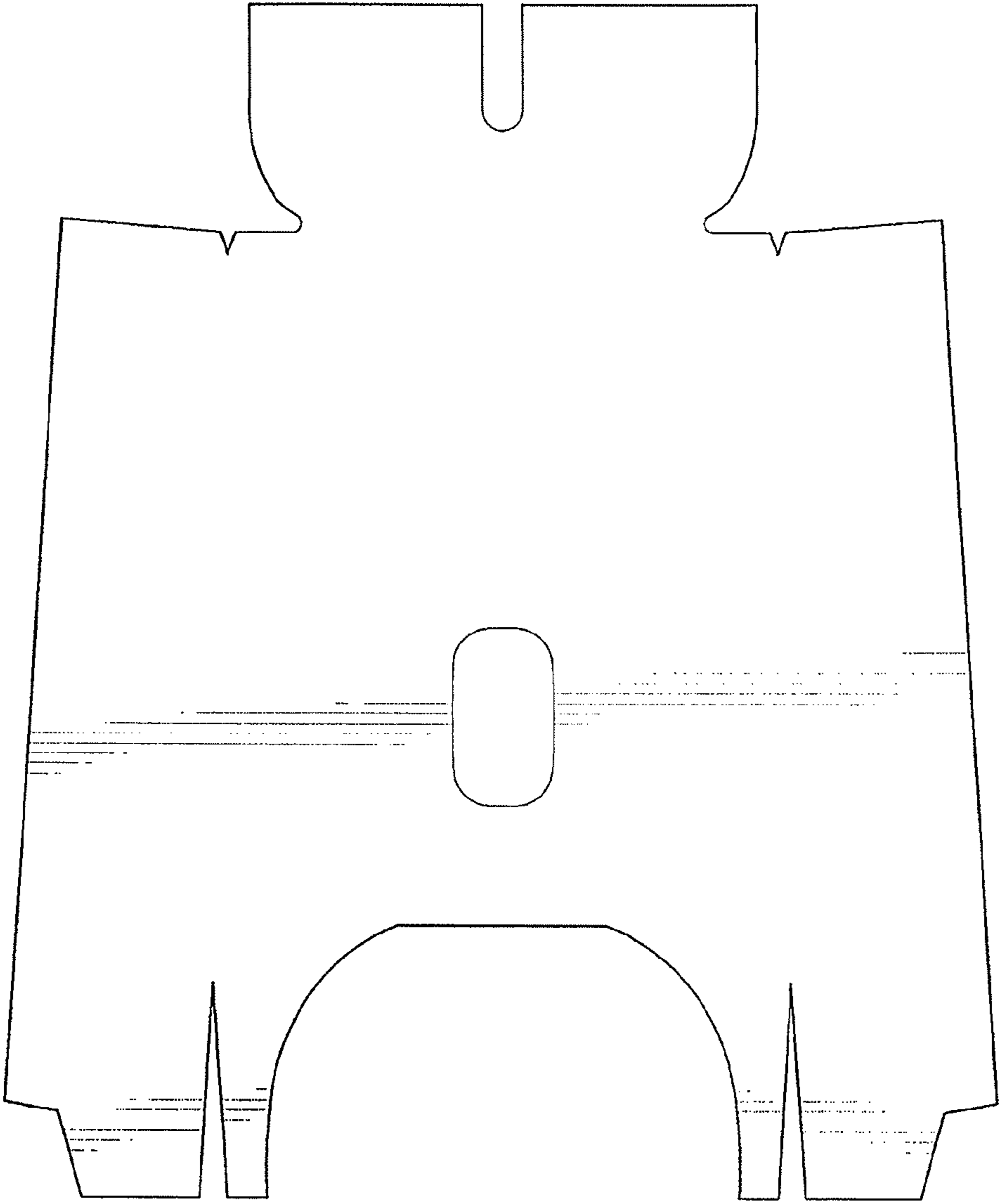


FIG 2

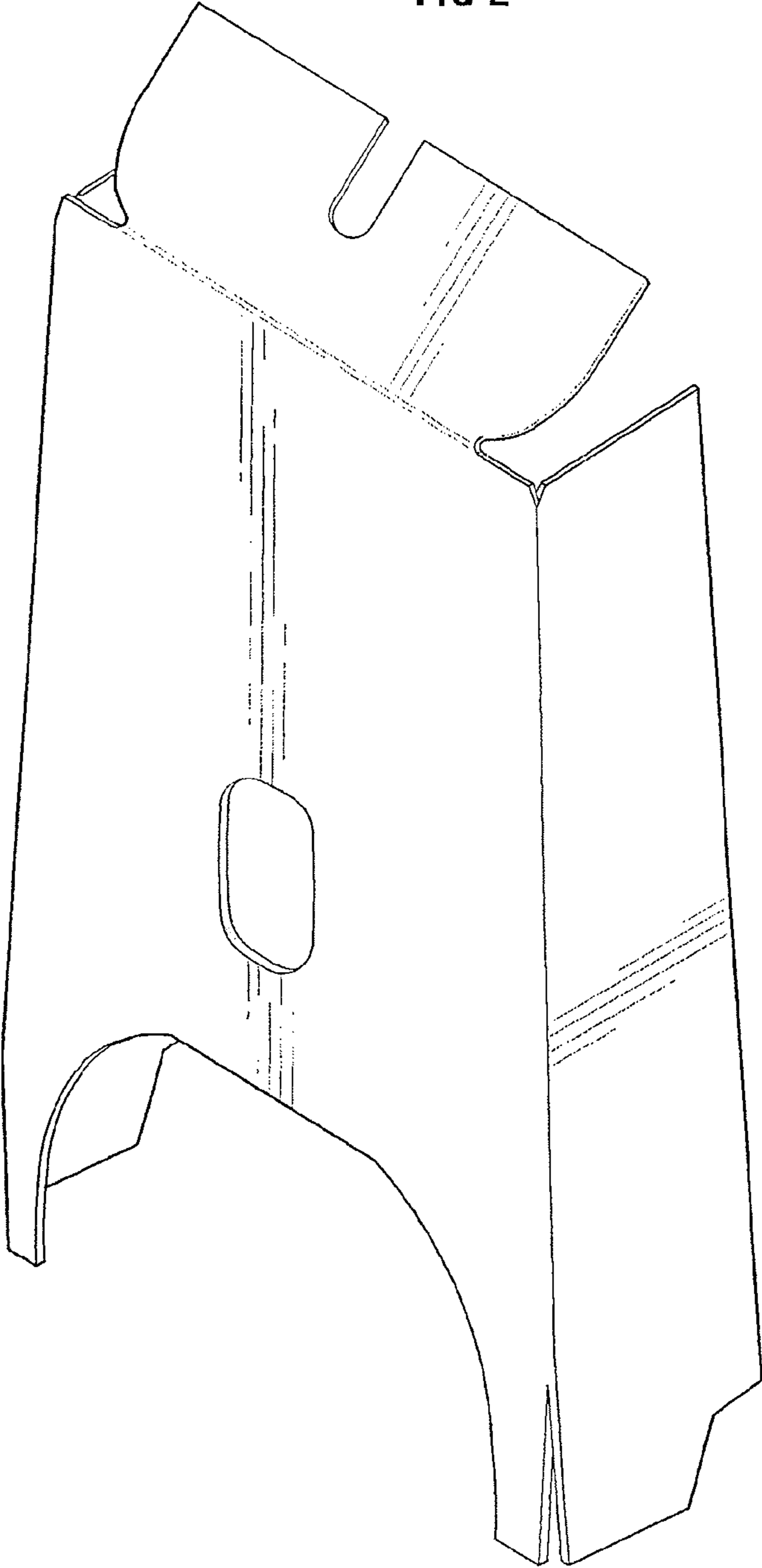


FIG 3

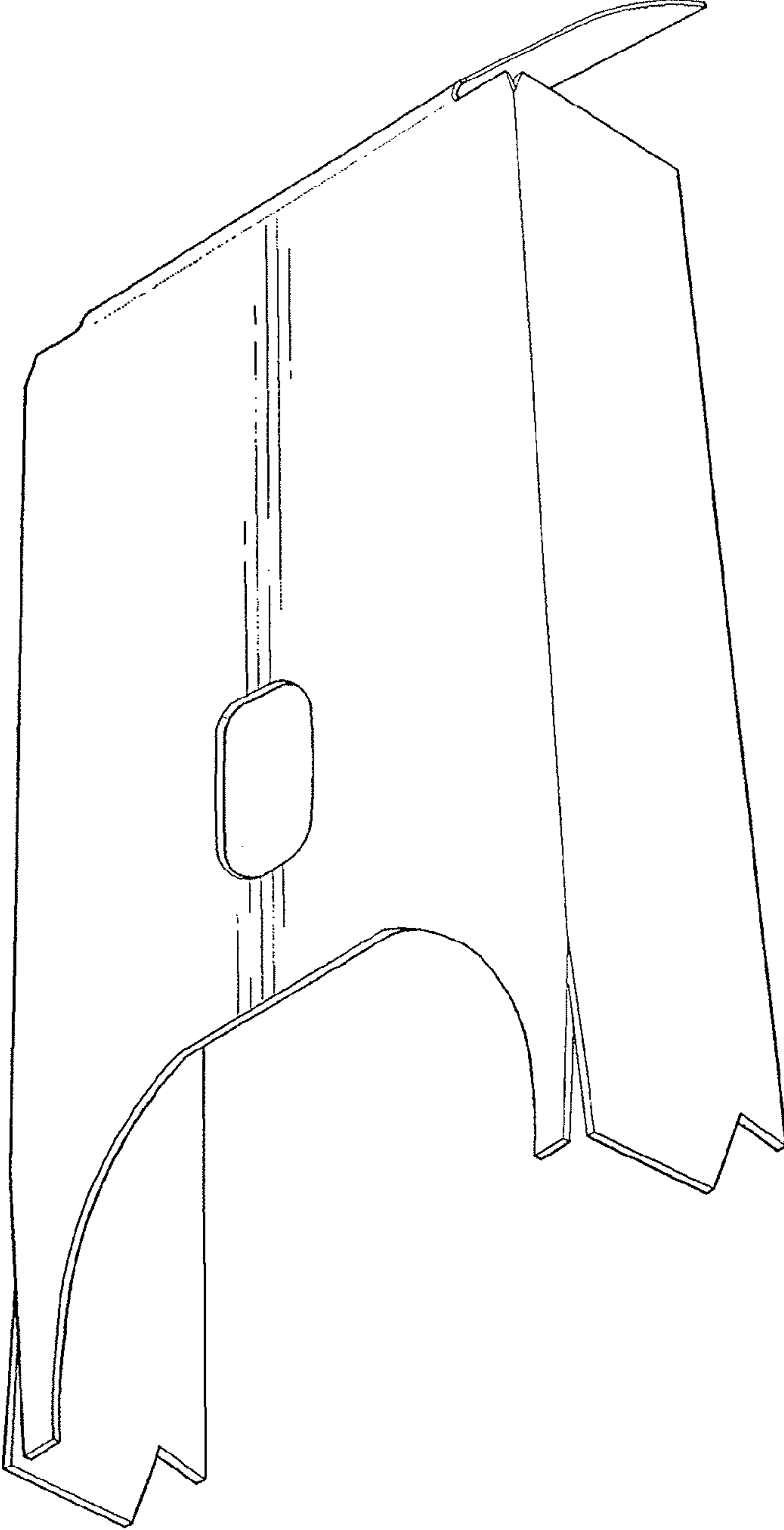


FIG 4

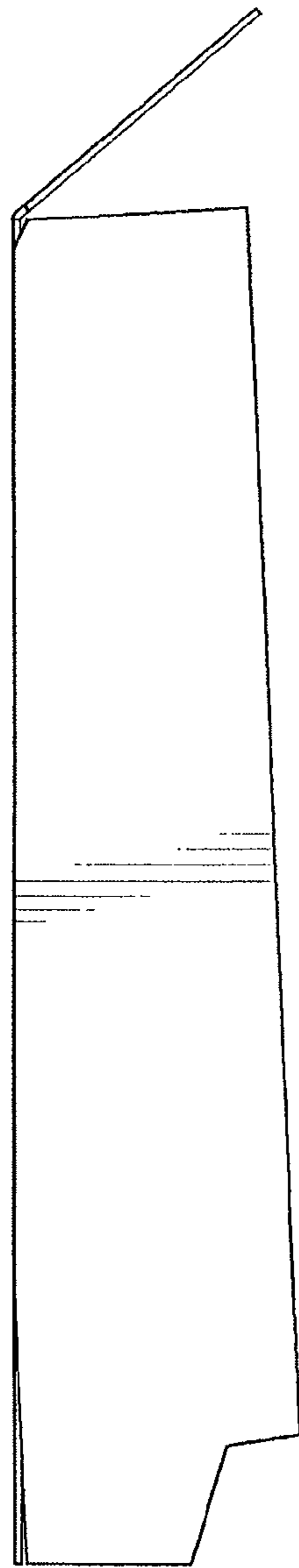


FIG 5




FIG 6

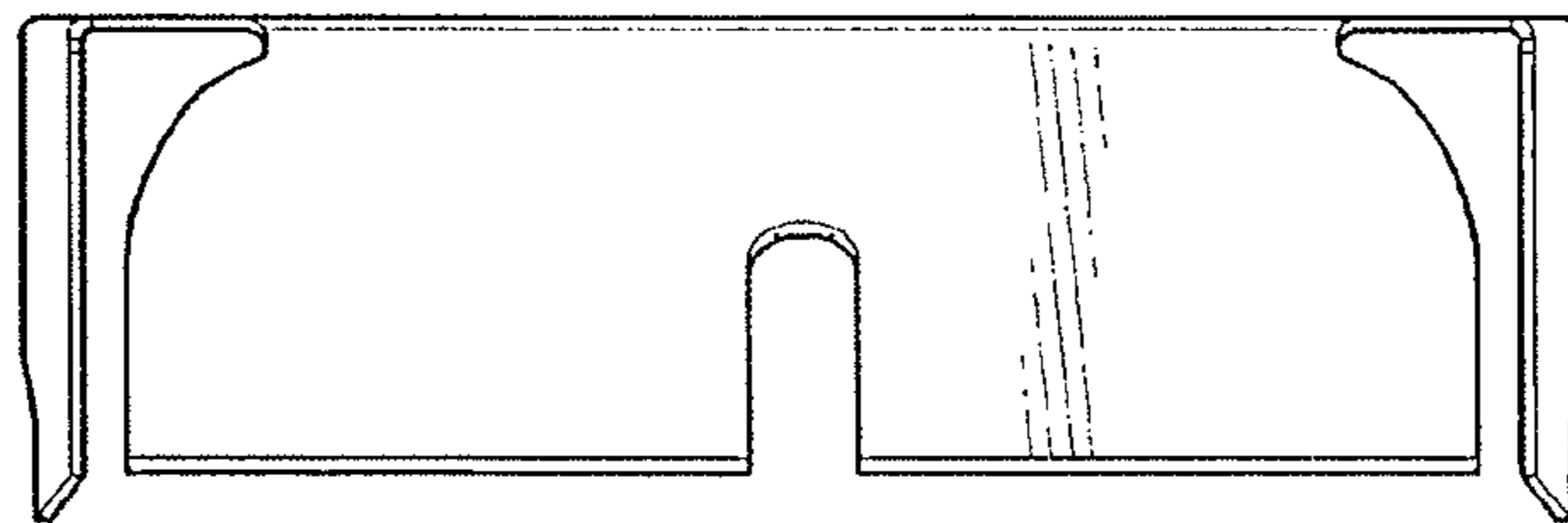


FIG 7

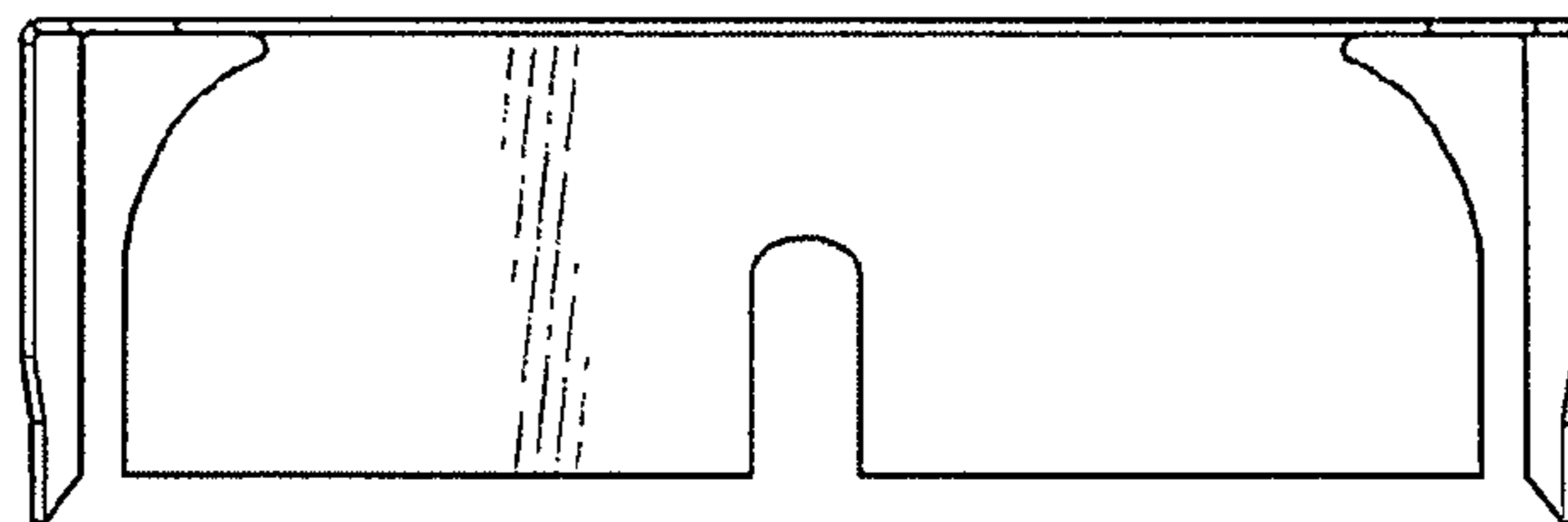


FIG 8

