



US00D736288S

(12) **United States Design Patent**
Vetter

(10) **Patent No.:** **US D736,288 S**

(45) **Date of Patent:** **** Aug. 11, 2015**

(54) **SLUICE MAT**

(71) Applicant: **Steven Vetter**, Bogart, GA (US)

(72) Inventor: **Steven Vetter**, Bogart, GA (US)

(**) Term: **14 Years**

(21) Appl. No.: **29/513,777**

(22) Filed: **Jan. 5, 2015**

Related U.S. Application Data

(62) Division of application No. 29/481,248, filed on Feb. 3, 2014.

(51) **LOC (10) Cl.** **15-99**

(52) **U.S. Cl.**
USPC **D15/147**

(58) **Field of Classification Search**
USPC D15/147
See application file for complete search history.

(56) **References Cited**

U.S. PATENT DOCUMENTS

D28,454	S	*	4/1898	Kailor	D15/147
2,228,607	A	*	1/1941	McDonald	209/458
D139,042	S	*	10/1944	Pabst	D34/29
2,422,442	A	*	6/1947	Smith	209/458
D169,834	S	*	6/1953	Bergmann	D34/29
D171,119	S	*	12/1953	Bergmann	D34/29
D179,294	S	*	11/1956	Hinchcliffe	D8/499
D209,071	S	*	10/1967	Koch	D34/29
D214,094	S	*	5/1969	Ziegler	D34/29
D214,209	S	*	5/1969	Ziegler	D34/29
D225,128	S	*	11/1972	Gregor	D34/29
D225,774	S	*	1/1973	Hannon	D34/29
D229,055	S	*	11/1973	Ginaven	D15/147
3,799,415	A	*	3/1974	Tidd	224/153
D259,791	S	*	7/1981	Davis, Jr.	D15/147

4,290,527	A	*	9/1981	Wright	209/458
4,319,985	A	*	3/1982	Hibbard	209/3
4,375,491	A	*	3/1983	Honig	428/167
4,472,269	A	*	9/1984	Swick	209/44
4,592,833	A	*	6/1986	Perdue	209/44
D302,018	S	*	7/1989	Messenger et al.	D15/147
D360,888	S	*	8/1995	Timm	D15/147
D377,182	S	*	1/1997	Simpson	D15/147
5,785,182	A	*	7/1998	Ashcraft	209/44
6,216,367	B1	*	4/2001	Tubbs	37/314
6,308,835	B1	*	10/2001	Wade	209/691
D630,659	S	*	1/2011	Dibbs	D15/147
D631,900	S	*	2/2011	Prochaska et al.	D15/147
D707,275	S	*	6/2014	Ito et al.	D15/147

OTHER PUBLICATIONS

Gold Hog Sluice Matting & Product Catalog Jul. 15, 2014.*

* cited by examiner

Primary Examiner — Patricia Palasik

(74) *Attorney, Agent, or Firm* — QuickPatents; Kevin Prince

(57) **CLAIM**

I claim the ornamental design for a sluice mat, as shown and described.

DESCRIPTION

FIG. 1 is a perspective view of a sluice mat, showing my new design;

FIG. 2 is a front elevational view of FIG. 1;

FIG. 3 is a rear elevational view of FIG. 1;

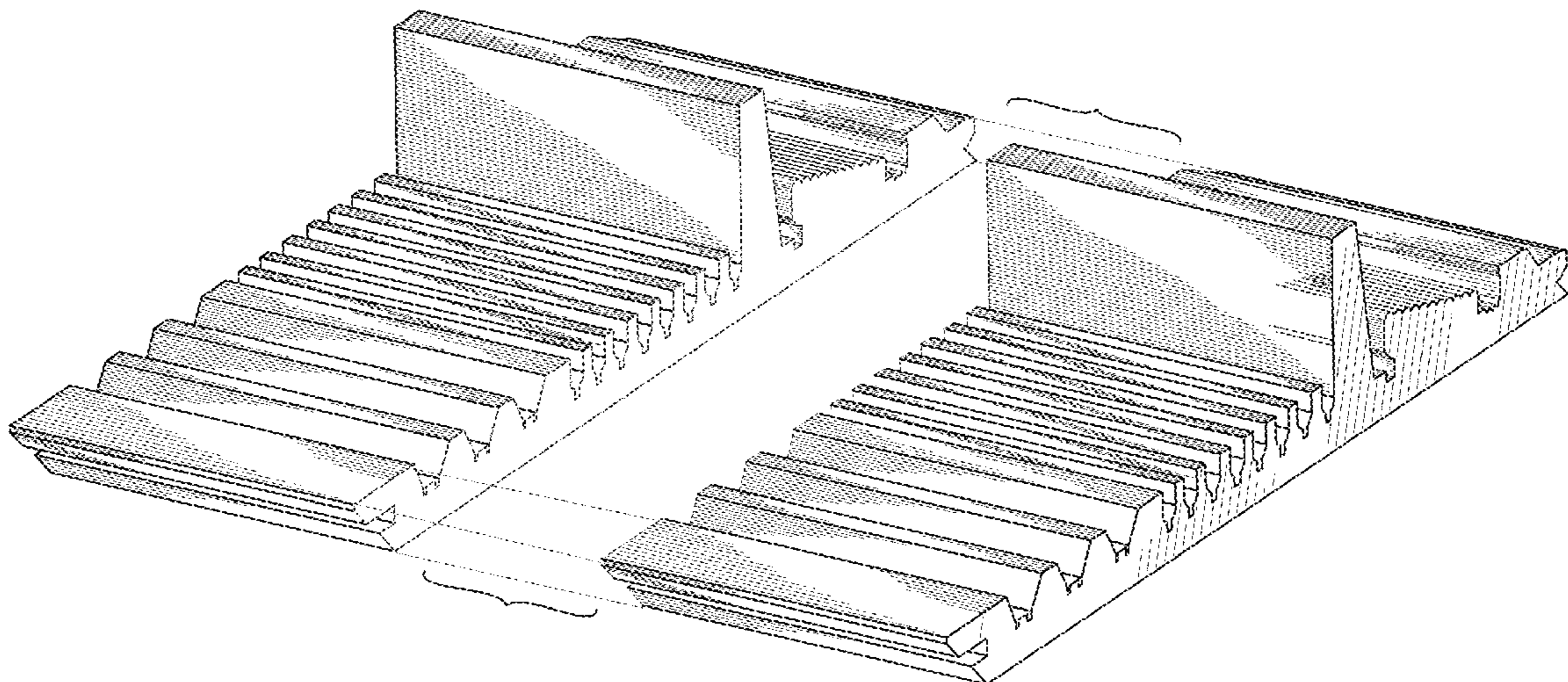
FIG. 4 is a right-side elevational view of FIG. 1, the left-side elevational view being a mirror image thereof;

FIG. 5 is a top plan view of FIG. 1; and,

FIG. 6 is a bottom plan view thereof.

The portions shown between broken lines in the figures form no part of the claimed design.

1 Claim, 4 Drawing Sheets



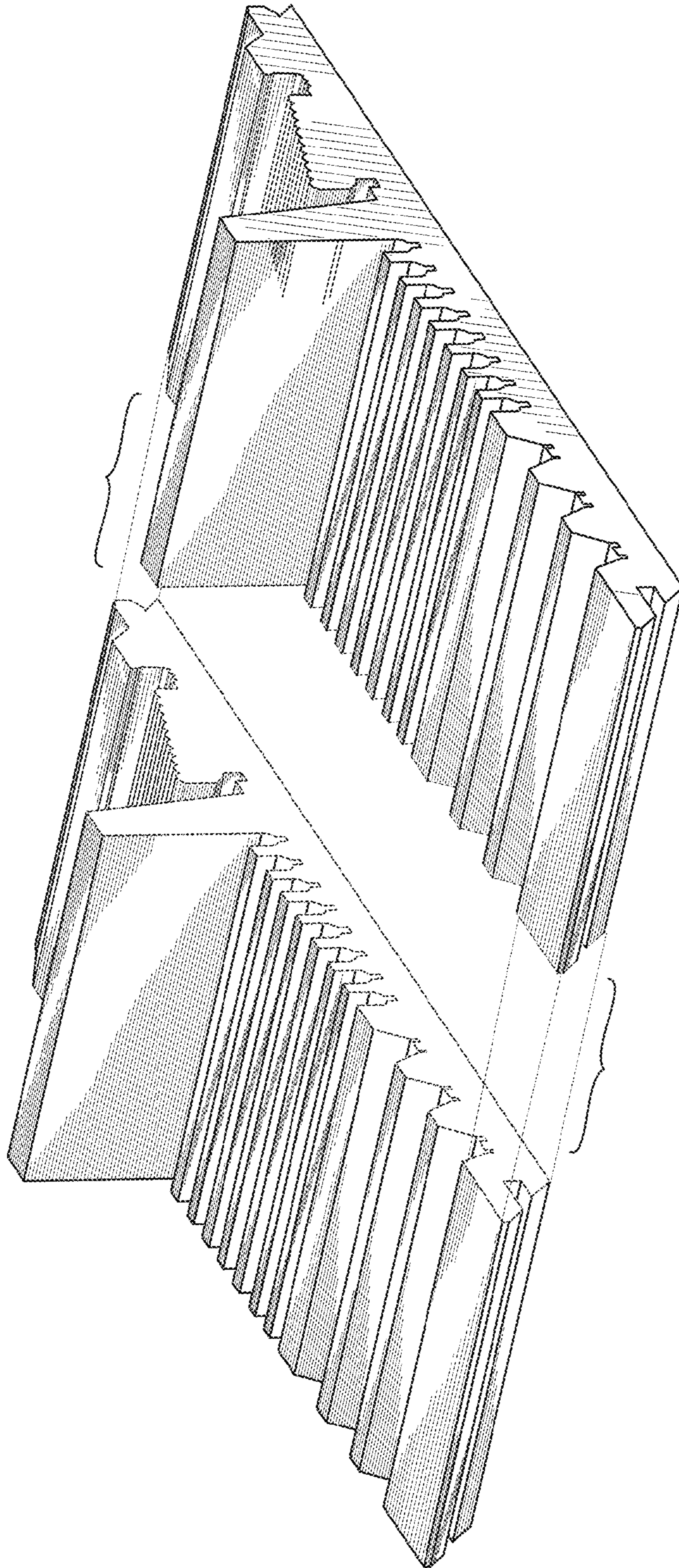


FIG. 1

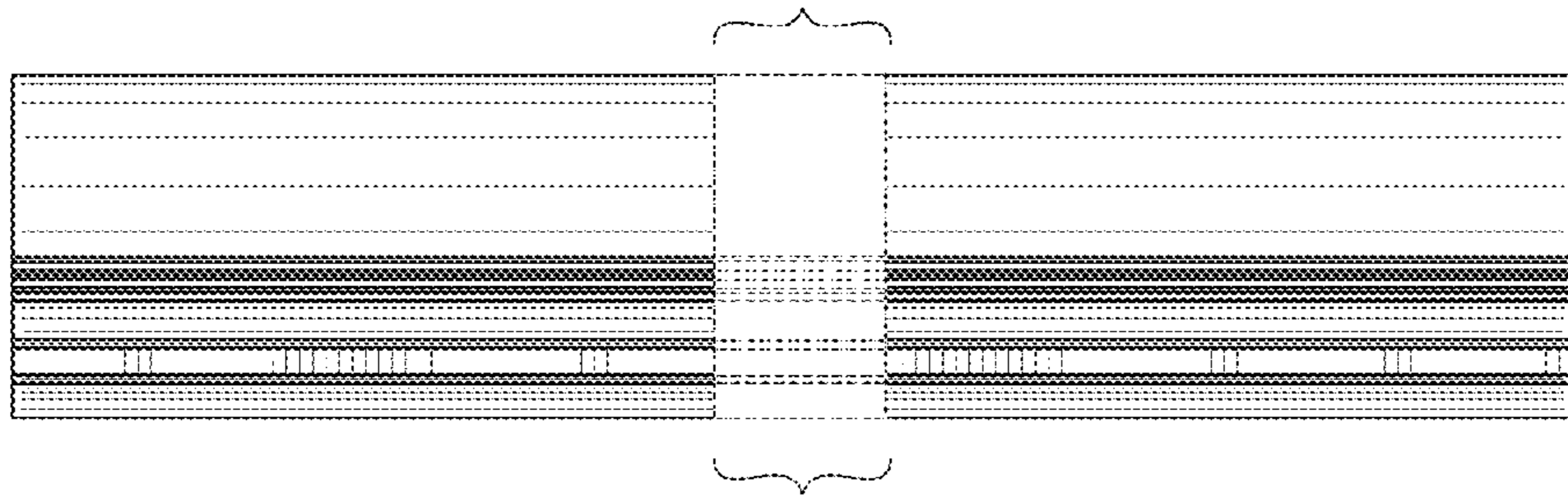


FIG. 2

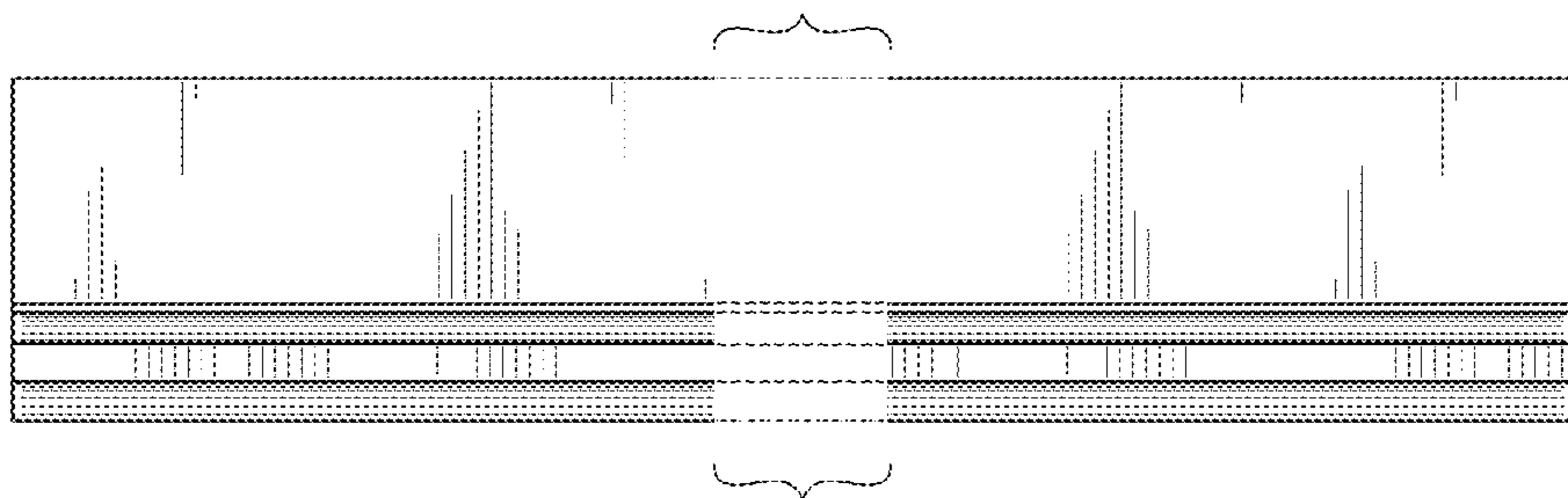


FIG. 3

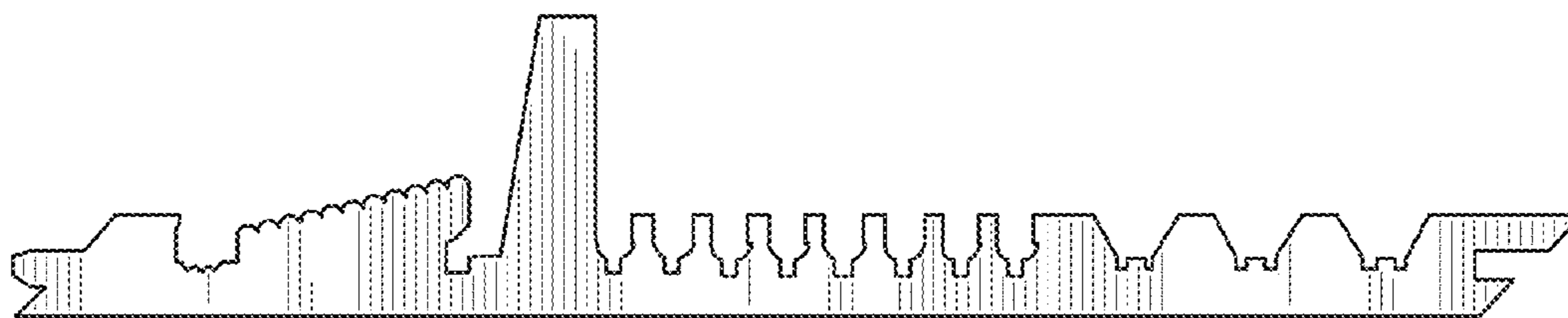


FIG. 4




FIG. 5

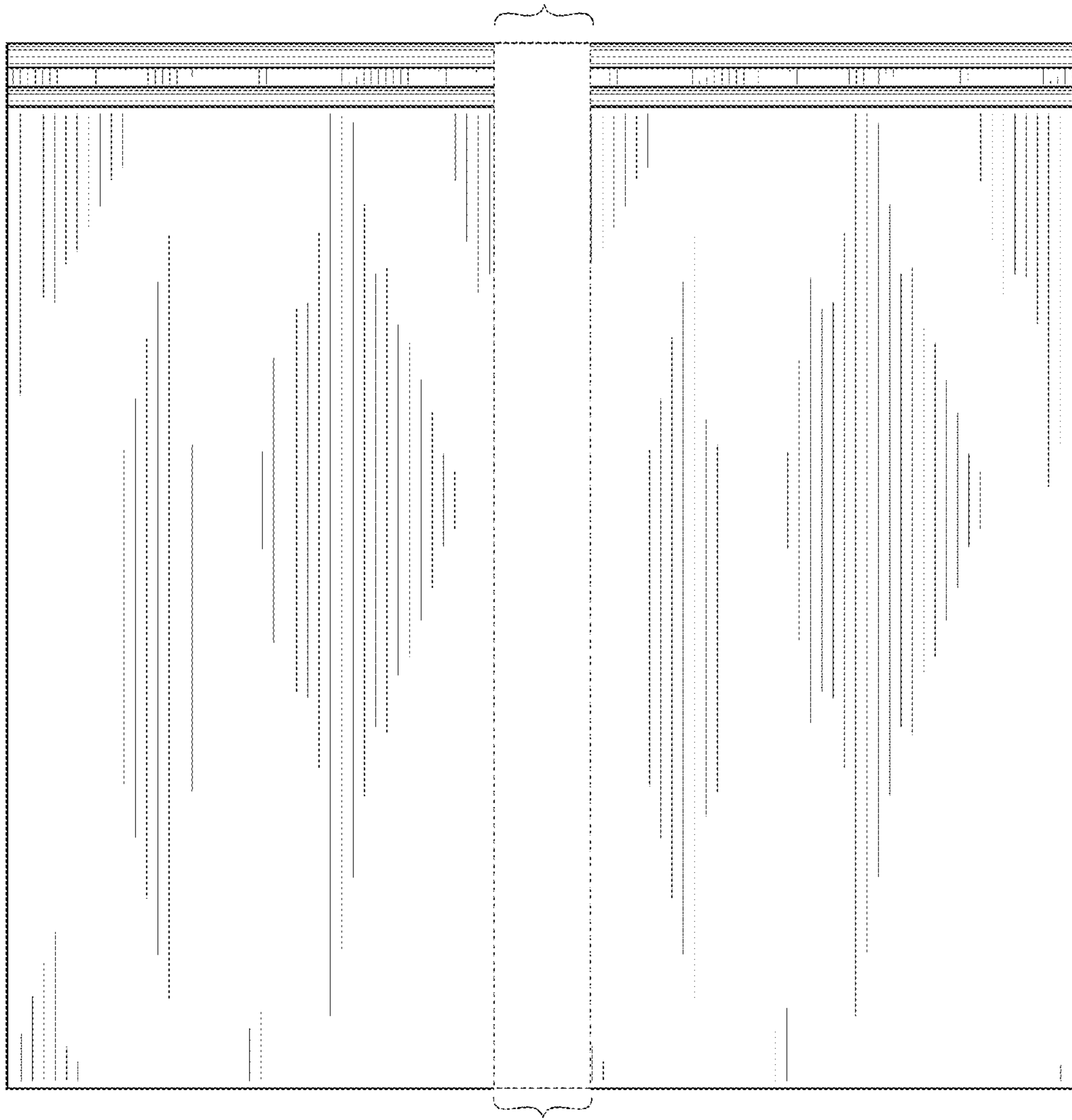


FIG. 6