



US00D736234S

(12) **United States Design Patent**  
**Kanenari et al.**

(10) **Patent No.:** **US D736,234 S**

(45) **Date of Patent:** **\*\* Aug. 11, 2015**

(54) **DISPLAY DEVICE FOR TIRE PRESSURE MONITORING SYSTEM WITH GRAPHICAL USER INTERFACE**

(71) Applicant: **THE YOKOHAMA RUBBER CO., LTD.**, Tokyo (JP)

(72) Inventors: **Daisuke Kanenari**, Kanagawa (JP);  
**Yasuhiko Araki**, Kanagawa (JP)

(73) Assignee: **The Yokohama Rubber Co., Ltd.** (JP)

(\*\*) Term: **14 Years**

(21) Appl. No.: **29/454,887**

(22) Filed: **May 15, 2013**

(30) **Foreign Application Priority Data**

Nov. 16, 2012 (JP) ..... 2012-028021

(51) **LOC (10) Cl.** ..... **14-04**

(52) **U.S. Cl.**  
USPC ..... **D14/486**

(58) **Field of Classification Search**  
USPC ..... D14/485, 486, 487, 488, 489, 490, 491,  
D14/492, 493; 715/810, 835, 836, 837, 839,  
715/840, 846, 847; D20/11; 705/35, 39  
CPC ..... G06F 3/04817  
See application file for complete search history.

(56) **References Cited**

**U.S. PATENT DOCUMENTS**

6,289,361 B1 \* 9/2001 Uchida ..... 715/201  
6,310,631 B1 \* 10/2001 Cecco et al. .... 715/792  
D582,930 S \* 12/2008 Blankenship et al. .... D14/485  
D586,821 S \* 2/2009 Koh ..... D14/486  
D669,911 S \* 10/2012 Arnold et al. .... D14/487

D669,912 S \* 10/2012 Guss et al. .... D14/487  
D682,288 S \* 5/2013 Donahue et al. .... D14/486  
D682,307 S \* 5/2013 Donahue et al. .... D14/488  
D705,248 S \* 5/2014 McCormack et al. .... D14/486  
D711,416 S \* 8/2014 Francisco et al. .... D14/486  
D712,421 S \* 9/2014 Inose et al. .... D14/486  
D716,825 S \* 11/2014 Bachman et al. .... D14/486  
D717,316 S \* 11/2014 Lee ..... D14/486  
D717,321 S \* 11/2014 Lee ..... D14/486  
D717,322 S \* 11/2014 Lee ..... D14/486  
D717,323 S \* 11/2014 Lee ..... D14/486  
D717,326 S \* 11/2014 Kim ..... D14/486  
D722,608 S \* 2/2015 Donahue et al. .... D14/486  
D725,132 S \* 3/2015 Jou ..... D14/486  
D725,668 S \* 3/2015 Clare et al. .... D14/486  
2008/0189653 A1 \* 8/2008 Taylor et al. .... 715/792  
2012/0023441 A1 \* 1/2012 Wu et al. .... 715/787

\* cited by examiner

*Primary Examiner* — Cynthia Underwood

(74) *Attorney, Agent, or Firm* — RatnerPrestia

(57) **CLAIM**

The ornamental design for a display device for tire pressure monitoring system with graphical user interface, as shown and described.

**DESCRIPTION**

FIG. 1 is a perspective view of a display device for tire pressure monitoring system with graphical user interface showing our new design;

FIG. 2 is a front elevational view thereof;

FIG. 3 is a right side elevational view thereof;

FIG. 4 is a top plan view thereof; and,

FIG. 5 is an enlarged view of graphical user interface shown removed from the display device thereof.

The broken line showing of the display device, numbers and characters illustrates the environment of use and form no part of the claimed design.

**1 Claim, 3 Drawing Sheets**

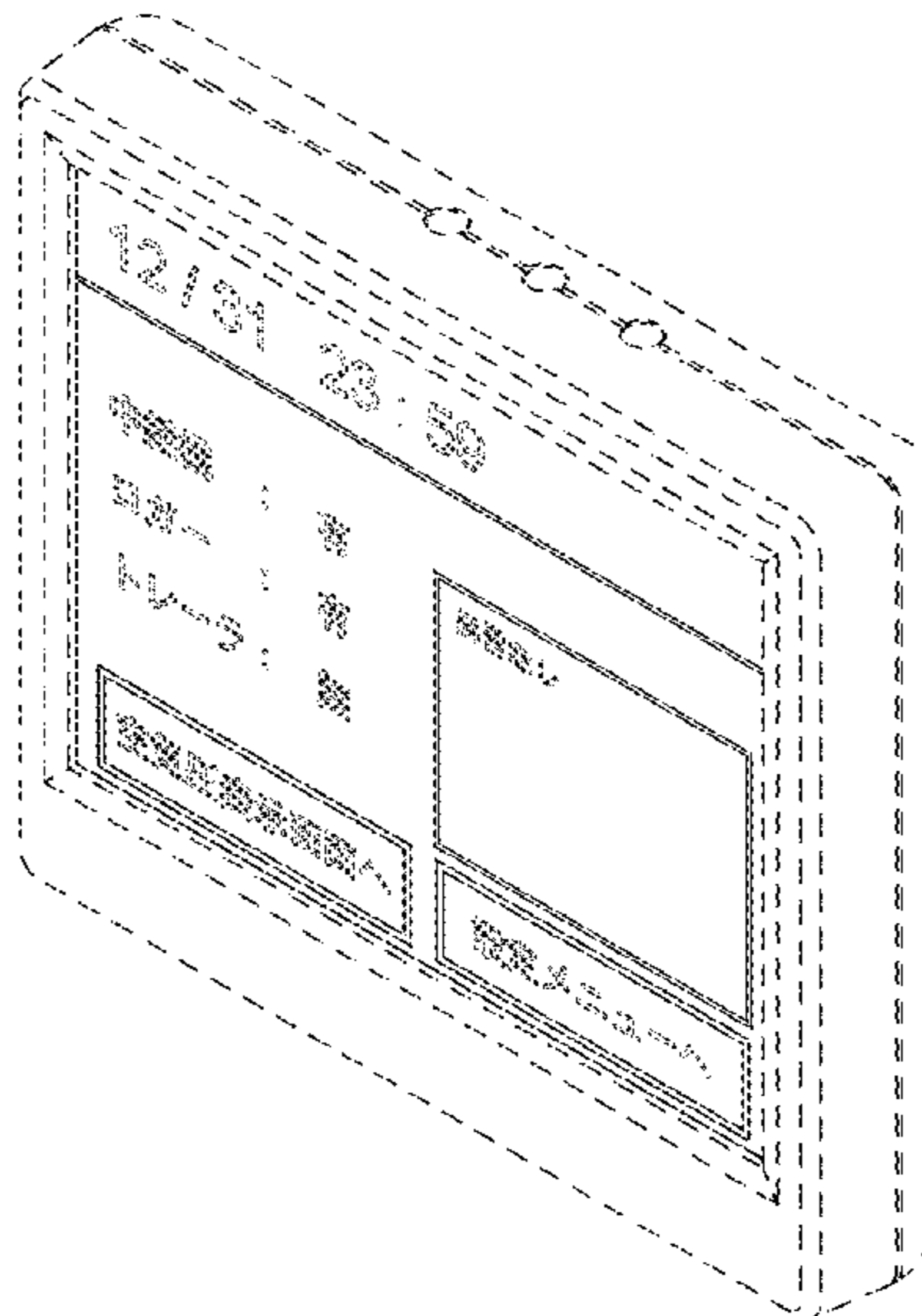


FIG. 1

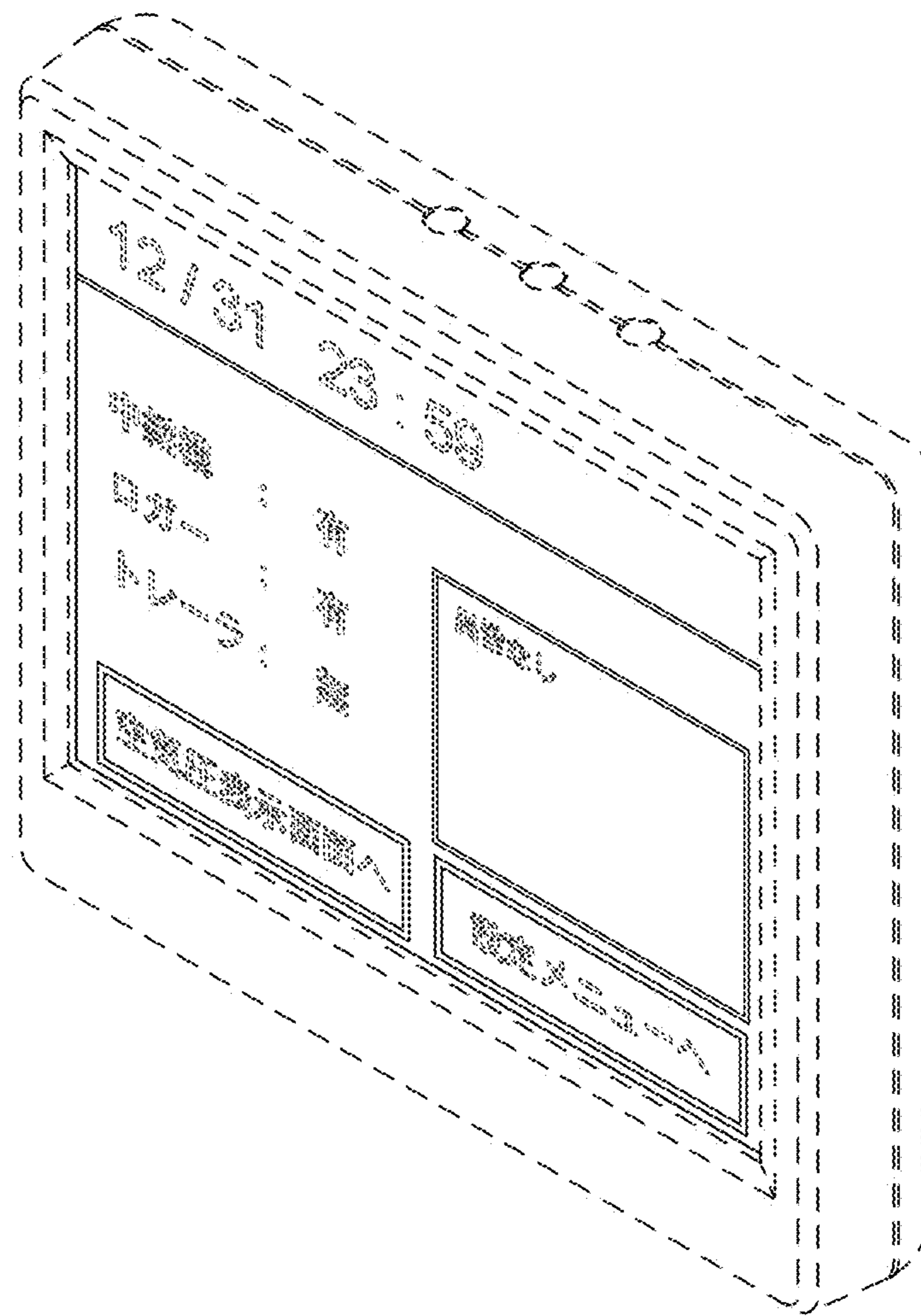


FIG. 2

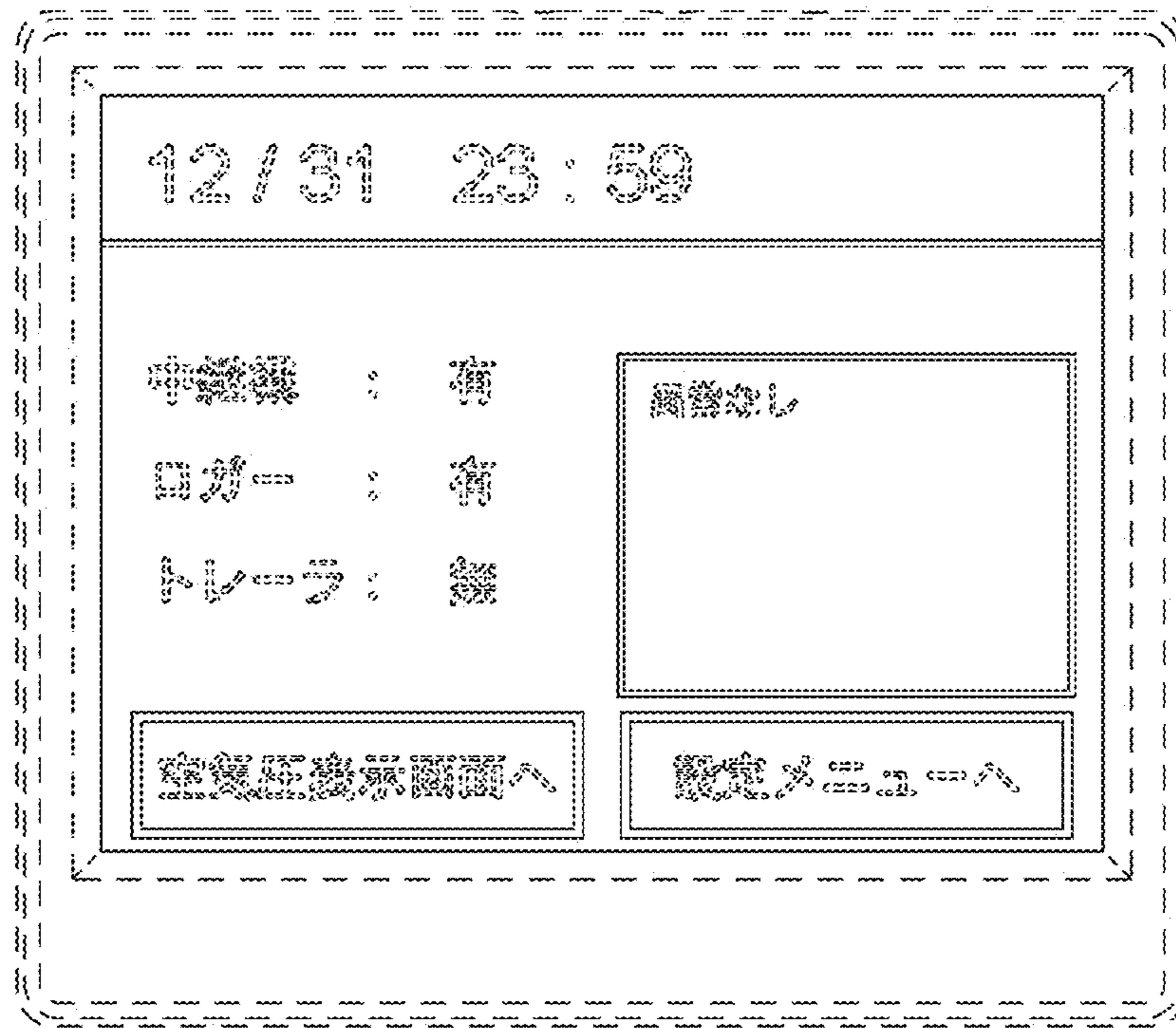


FIG. 3




FIG. 4




FIG. 5

