



US00D736209S

(12) **United States Design Patent**  
**Lee et al.**

(10) **Patent No.:** **US D736,209 S**  
(45) **Date of Patent:** **\*\* Aug. 11, 2015**

- (54) **DIGITAL CLIPBOARD HOLDER**
- (71) Applicant: **Samsung Electronics Co., Ltd.**,  
Suwon-si, Gyeonggi-do (KR)
- (72) Inventors: **Eui-Ju Lee**, Seoul (KR); **Sung-Jin Park**, Seoul (KR)
- (73) Assignee: **Samsung Electronics Co., Ltd.**,  
Suwon-si (KR)

(\*\*) Term: **14 Years**

(21) Appl. No.: **29/449,786**

(22) Filed: **Mar. 15, 2013**

(30) **Foreign Application Priority Data**

Oct. 23, 2012 (KR) ..... 30-2012-0050272

(51) **LOC (10) Cl.** ..... **14-02**

(52) **U.S. Cl.**  
USPC ..... **D14/389**; D14/453

(58) **Field of Classification Search**  
USPC ..... D14/341–346, 356, 388–401, 432, 433,  
D14/439, 454–456, 447, 451, 457;  
D13/162, 168; 455/550.1, 556.1,  
455/556.2; 345/168–178; 341/22; D19/113  
See application file for complete search history.

(56) **References Cited**

**U.S. PATENT DOCUMENTS**

- D318,291 S \* 7/1991 Ohnumata ..... D18/36
- D352,939 S \* 11/1994 Karlin ..... D14/426
- D428,400 S \* 7/2000 Fähræus et al. .... D14/431
- D460,074 S \* 7/2002 Ponnert et al. .... D14/426

- D686,621 S \* 7/2013 Pawlus ..... D14/411
- D709,071 S \* 7/2014 Kato et al. .... D14/422
- D709,501 S \* 7/2014 Lee et al. .... D14/422
- D712,478 S \* 9/2014 Ishii et al. .... D19/113
- D714,290 S \* 9/2014 Tanaka et al. .... D14/422
- D714,291 S \* 9/2014 Tanaka et al. .... D14/422
- D716,809 S \* 11/2014 Ishii et al. .... D14/389
- D717,799 S \* 11/2014 Lee et al. .... D14/420
- D723,035 S \* 2/2015 Taniho et al. .... D14/422
- 2013/0100505 A1 \* 4/2013 Shim et al. .... 358/474

\* cited by examiner

*Primary Examiner* — Deanna L Pratt

(74) *Attorney, Agent, or Firm* — NSIP Law

(57) **CLAIM**

The ornamental design for a digital clipboard holder, as shown and described.

**DESCRIPTION**

FIG. 1 is a front perspective view of a digital clipboard holder; FIG. 2 is a front view of the digital clipboard holder of FIG. 1; FIG. 3 is a rear view of the digital clipboard holder of FIG. 1; FIG. 4 is a left-side view of the digital clipboard holder of FIG. 1; FIG. 5 is a right-side view of the digital clipboard holder of FIG. 1; FIG. 6 is a top plan view of the digital clipboard holder of FIG. 1; FIG. 7 is a bottom plan view of the digital clipboard holder of FIG. 1; and, FIG. 8 is a perspective view of the digital clipboard holder of FIG. 1, shown with an example environment. Features shown in broken lines in FIGS. 1, 2, 4, 5, 6, and 8, form no part of the claimed design.

**1 Claim, 5 Drawing Sheets**

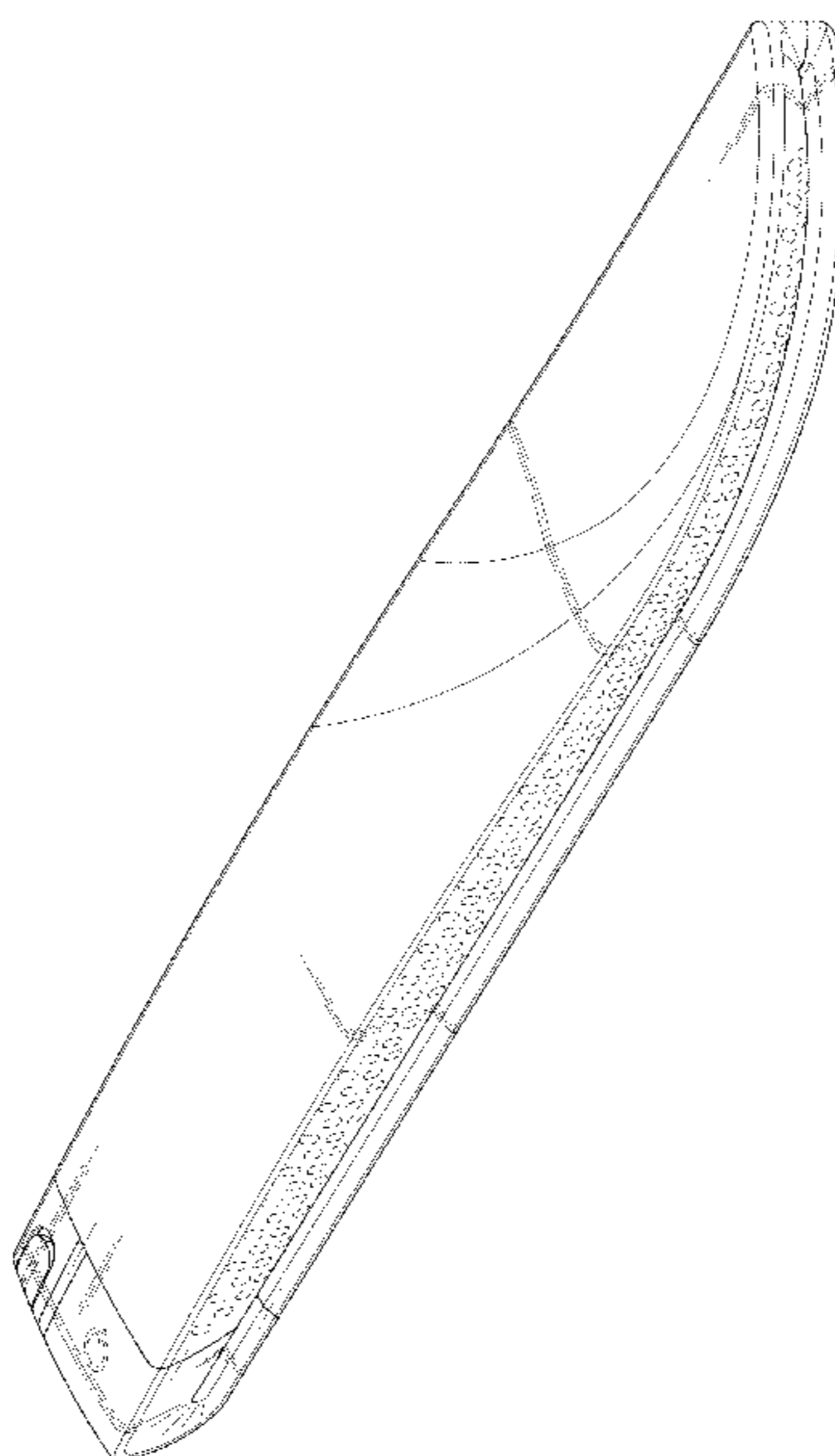


FIG. 1

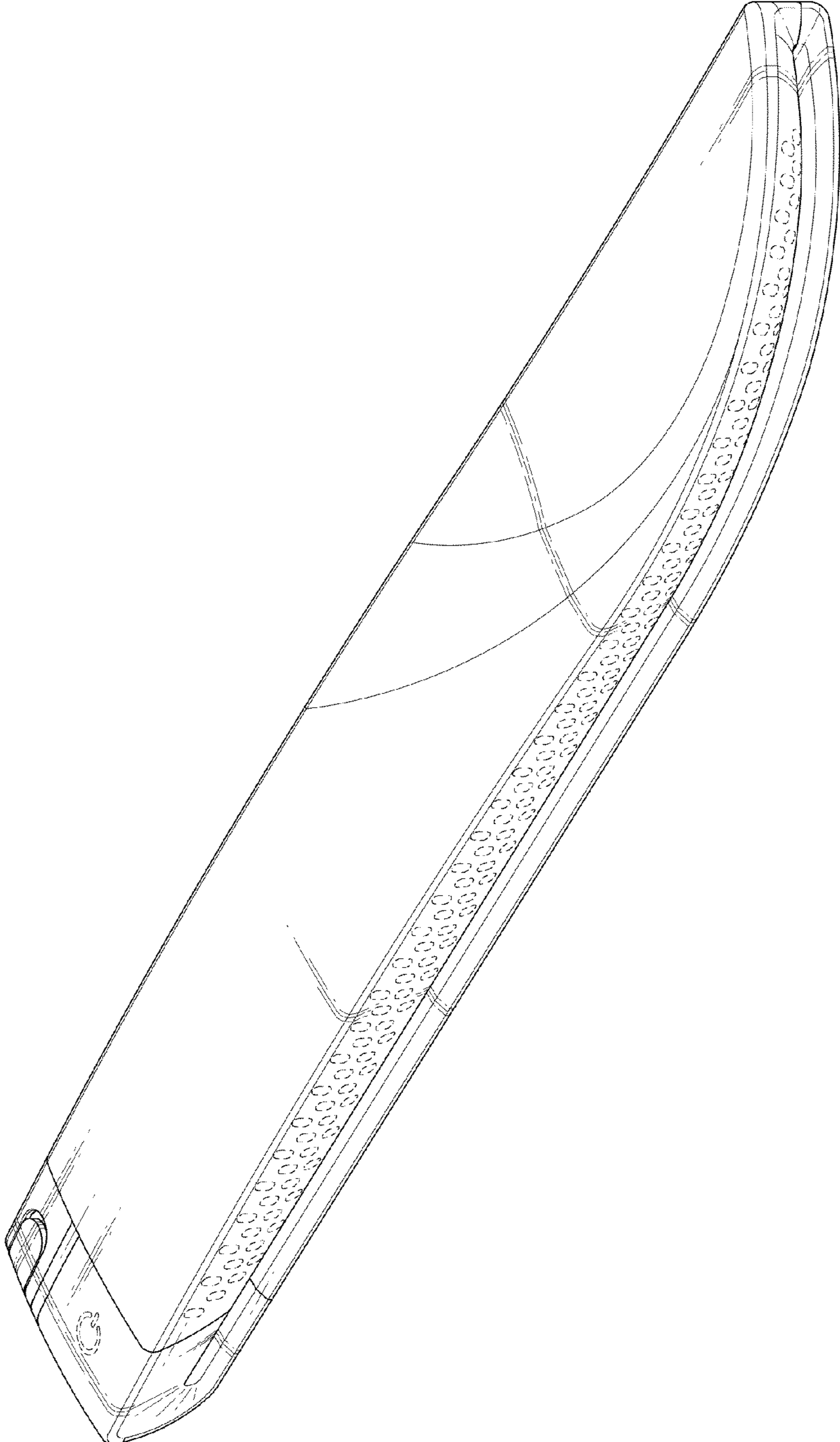


FIG. 2

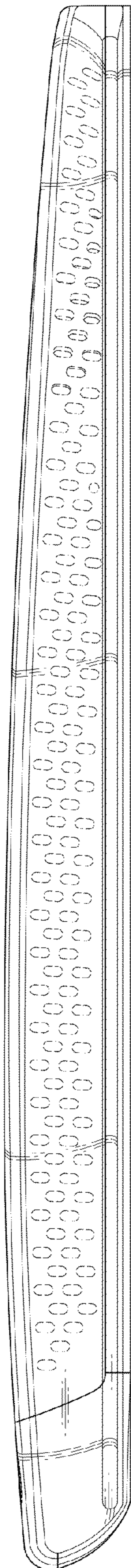


FIG. 3

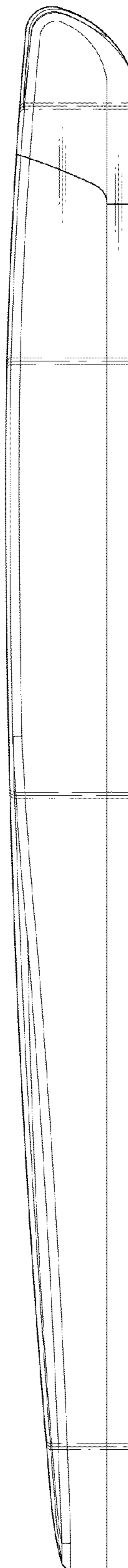


FIG. 4

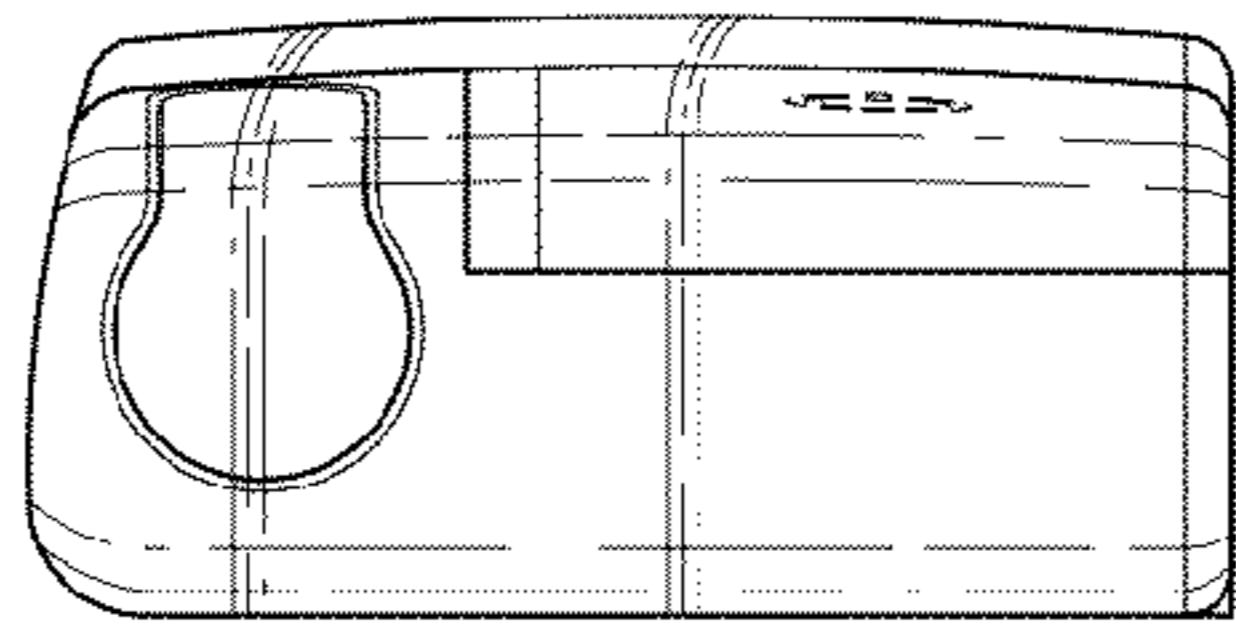


FIG. 5

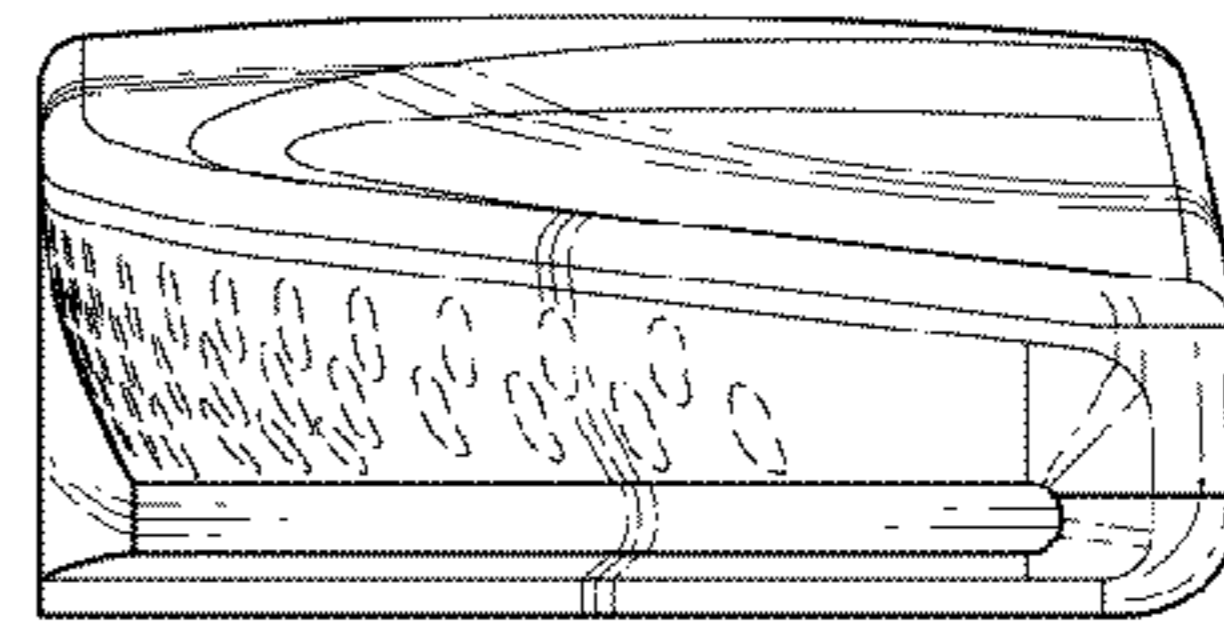


FIG. 6

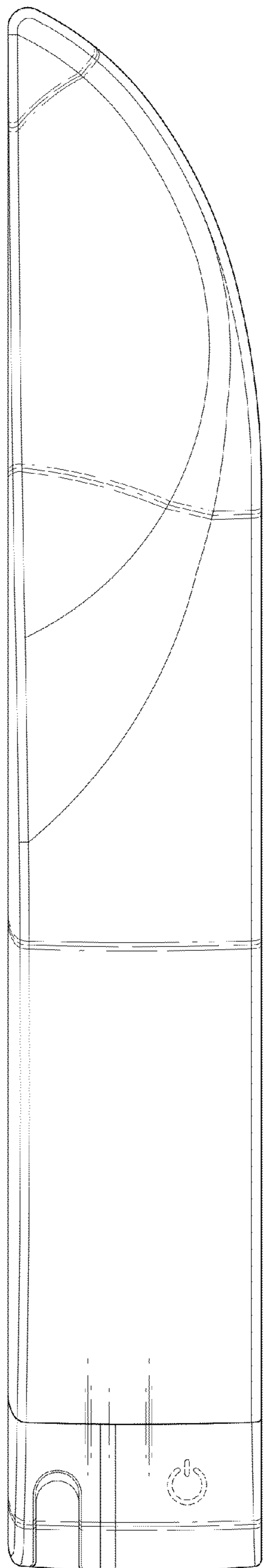


FIG. 7






FIG. 8

