



US00D736199S

(12) **United States Design Patent**
Hirano

(10) **Patent No.:** **US D736,199 S**
(45) **Date of Patent:** **** Aug. 11, 2015**

- (54) **COMPUTER**
- (71) Applicant: **Sony Corporation**, Tokyo (JP)
- (72) Inventor: **Shinsaku Hirano**, Tokyo (JP)
- (73) Assignee: **Sony Corporation**, Tokyo (JP)
- (**) Term: **14 Years**
- (21) Appl. No.: **29/465,755**
- (22) Filed: **Aug. 30, 2013**
- (51) **LOC (10) Cl.** **14-02**
- (52) **U.S. Cl.**
USPC **D14/315**
- (58) **Field of Classification Search**
USPC D14/315-327, 455; D18/1, 2, 7, 11;
235/145 A, 145 R; 341/22, 23; 345/104,
345/156, 168, 169, 173; 361/679.08,
361/679.09, 679.11, 679.26, 679.27
See application file for complete search history.

- D504,684 S 5/2005 Yokota
- D516,552 S 3/2006 Iseki
- D601,138 S * 9/2009 Solomon et al. D14/315
- D662,934 S * 7/2012 Smith et al. D14/391
- D682,819 S 5/2013 Tanaka
- D682,832 S * 5/2013 Smith et al. D14/391

* cited by examiner

Primary Examiner — Freda S Nunn

(74) *Attorney, Agent, or Firm* — Fishman Stewart Yamaguchi PLLC

(57) **CLAIM**

The ornamental design for a computer, as shown and described.

DESCRIPTION

FIG. 1 is a perspective view of a computer showing the new design;
 FIG. 2 is a top plan view thereof;
 FIG. 3 is a left side elevational view thereof; and,
 FIG. 4 is an enlarged partial cross sectional view thereof taken along the lines 4-4 and 4'-4' of FIG. 2.
 Dot-dash broken lines immediately adjacent to the shade lines in the figures define the boundaries of, but not included in, the claimed design. All other broken lines are for the environment only and form no part of the claimed design.

1 Claim, 3 Drawing Sheets

- (56) **References Cited**
U.S. PATENT DOCUMENTS
6,519,139 B2 * 2/2003 Kambayashi 361/679.09
D482,029 S 11/2003 Yoneda
D491,178 S 6/2004 Kataoka

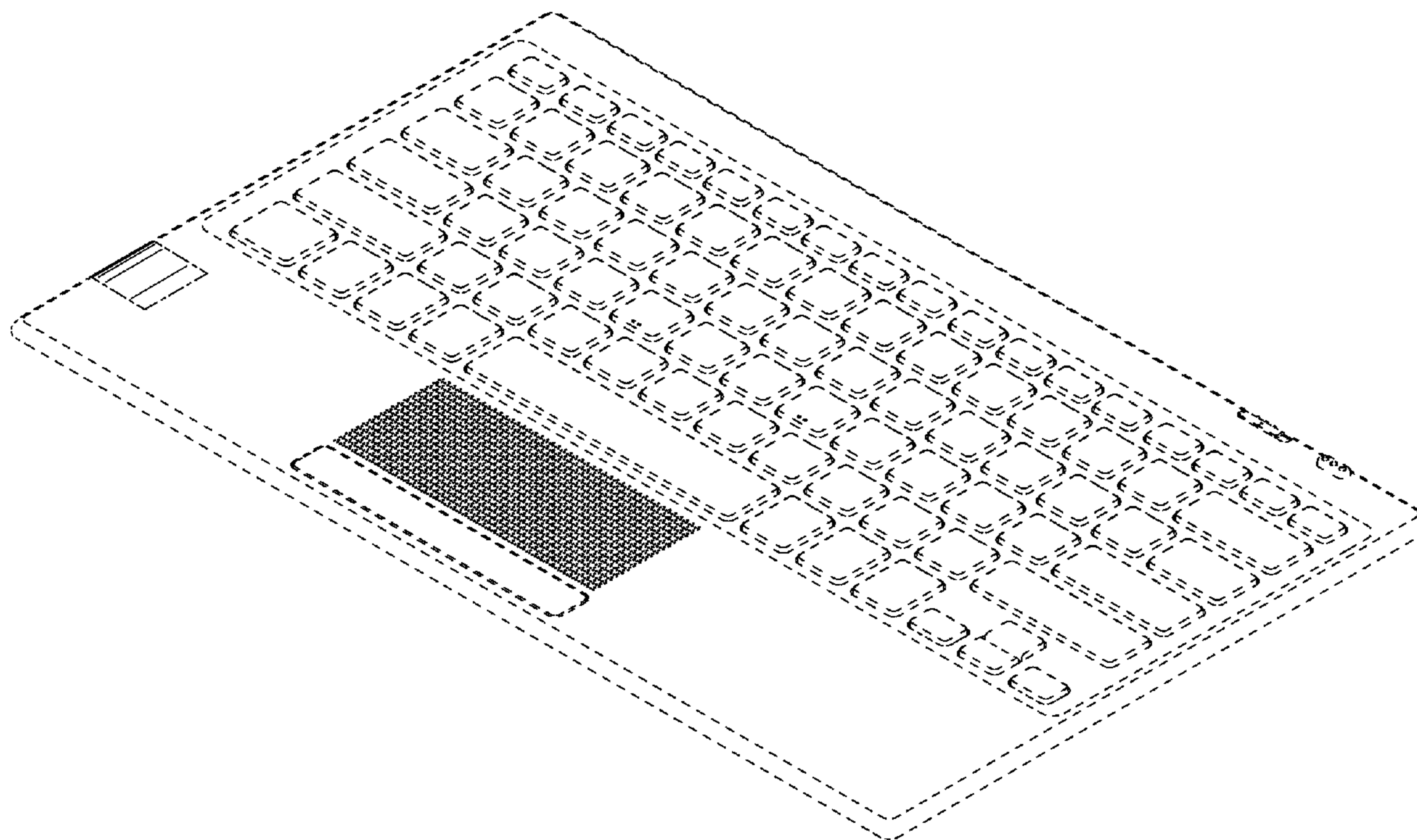


FIG.1

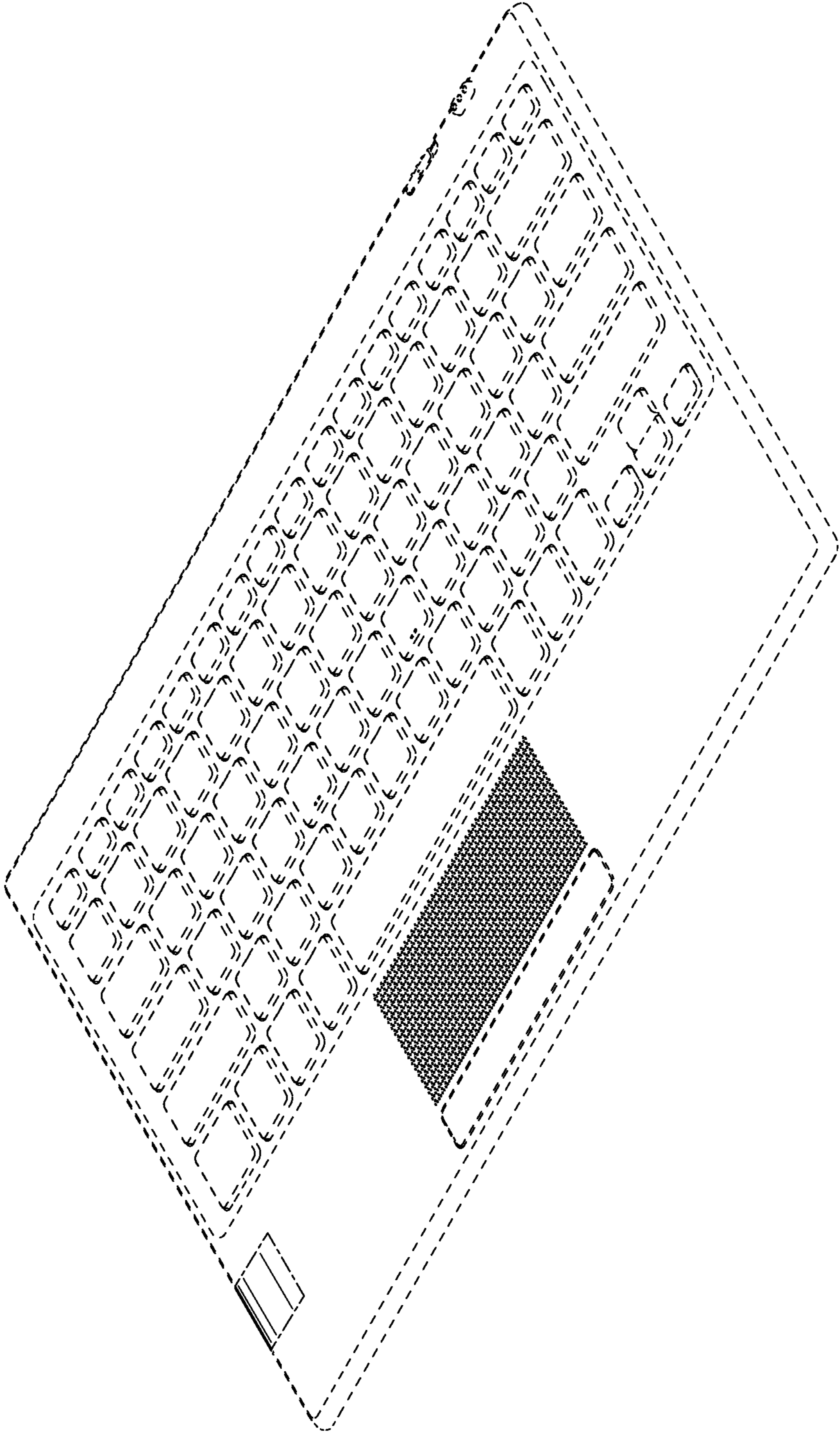


FIG.2

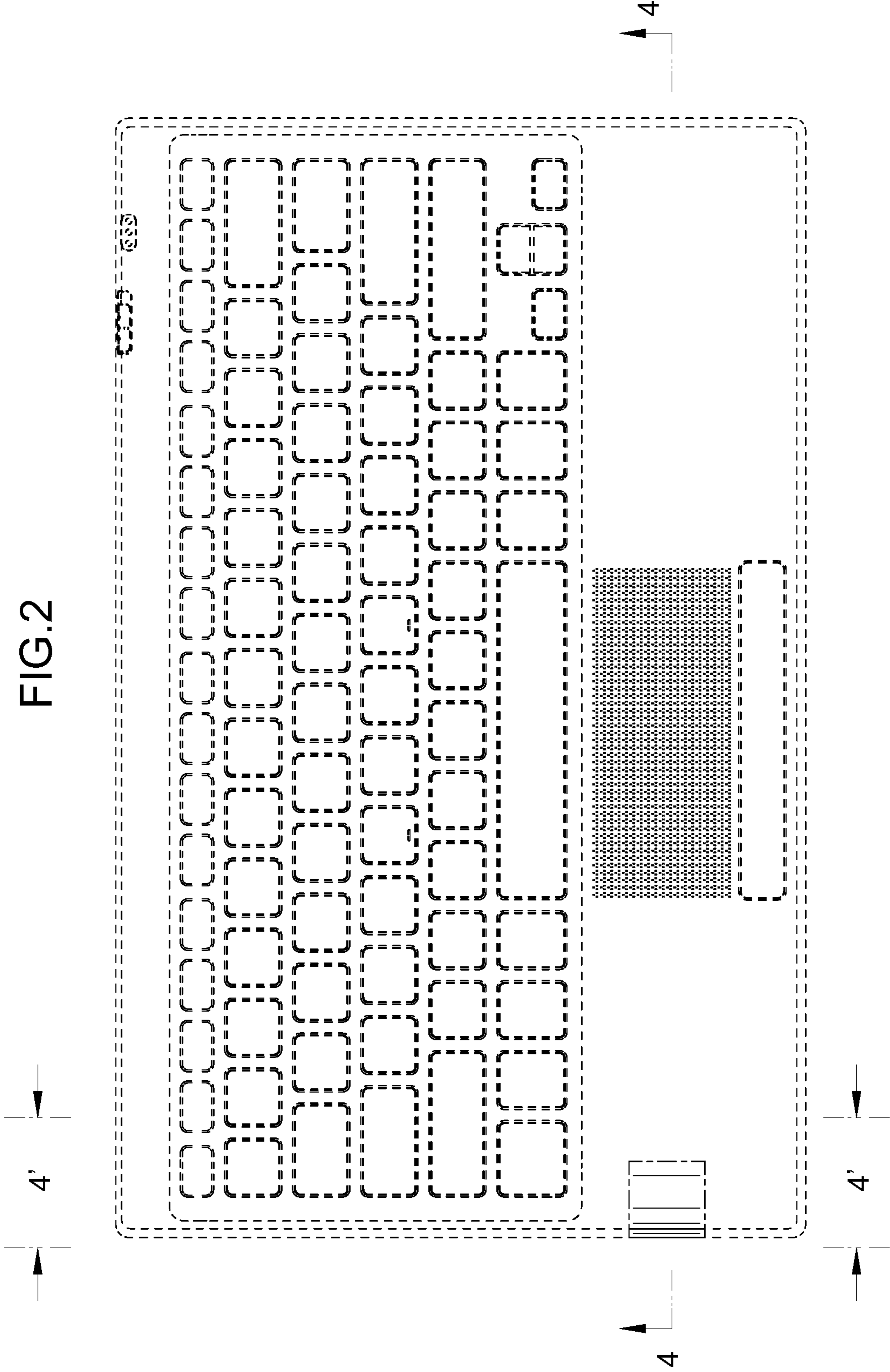


FIG.3




FIG.4

