



US00D736196S

(12) **United States Design Patent**
Karis et al.

(10) **Patent No.:** **US D736,196 S**

(45) **Date of Patent:** **** Aug. 11, 2015**

(54) **ELECTRONIC DEVICE CARRYING CASE**

(71) Applicant: **Karis and Drake, LLC**, Los Angeles, CA (US)

(72) Inventors: **Colleen Karis**, Los Angeles, CA (US);
Maggie Drake, Los Angeles, CA (US)

(73) Assignee: **Karis & Drake, LLC**, Los Angeles, CA (US)

(**) Term: **14 Years**

(21) Appl. No.: **29/459,564**

(22) Filed: **Jul. 1, 2013**

(51) **LOC (10) Cl.** **14-03**

(52) **U.S. Cl.**
USPC **D14/250**

(58) **Field of Classification Search**
USPC D14/250–253, 440, 203.3–203.7, 217,
D14/496, 248, 238.1, 240, 447; D3/201,
D3/218, 269, 301, 273, 303; D13/103,
D13/107–108; 220/4.02; 248/309.1;
361/679.56; 379/426, 433.11, 455;
455/575.1, 575.8; 190/100; 206/305,
206/320
CPC A45C 2011/002; A45C 11/00; A45C
13/002; A45C 2011/003; H04M 1/0283;
H04M 1/0202

See application file for complete search history.

(56) **References Cited**

U.S. PATENT DOCUMENTS

6,352,186 B1 3/2002 Endo
6,646,864 B2 11/2003 Richardson

(Continued)

OTHER PUBLICATIONS

Green Palm Tree Bling iPhone 4/4s Lanyard Case by Liberty Case on 2 pages, http://www.etsy.com/listing.102854825/green-palm-tree-bling-iphone-44s-lanyard?ref=shop_home_active downloaded Sep. 10, 2013.

(Continued)

Primary Examiner — Carla Jobe Wright

Assistant Examiner — Holly E Thurman

(74) *Attorney, Agent, or Firm* — K&L Gates LLP

(57) **CLAIM**

The ornamental design for an electronic device carrying case, as shown and described.

DESCRIPTION

FIG. 1 is a back view of an electronic device carrying case showing our new design, in which the case is shown on a smaller scale;

FIG. 2 is a perspective view thereof;

FIG. 3 is a back view thereof;

FIG. 4 is a front view thereof;

FIG. 5 is a first end view thereof;

FIG. 6 is a second end view thereof;

FIG. 7 is a first side view thereof;

FIG. 8 is a second side view thereof;

FIG. 9 is a perspective view of the electronic device carrying case of FIG. 1 shown in a different environment of use;

FIG. 10 is a back view thereof;

FIG. 11 is a front view thereof;

FIG. 12 is a first end view thereof;

FIG. 13 is a second end view thereof;

FIG. 14 is a first side view thereof;

FIG. 15 is a second side view thereof;

FIG. 16 is a perspective view of the electronic device carrying case of FIG. 1 shown in another different environment of use;

FIG. 17 is a back view thereof;

FIG. 18 is a front view thereof;

FIG. 19 is a first end view thereof;

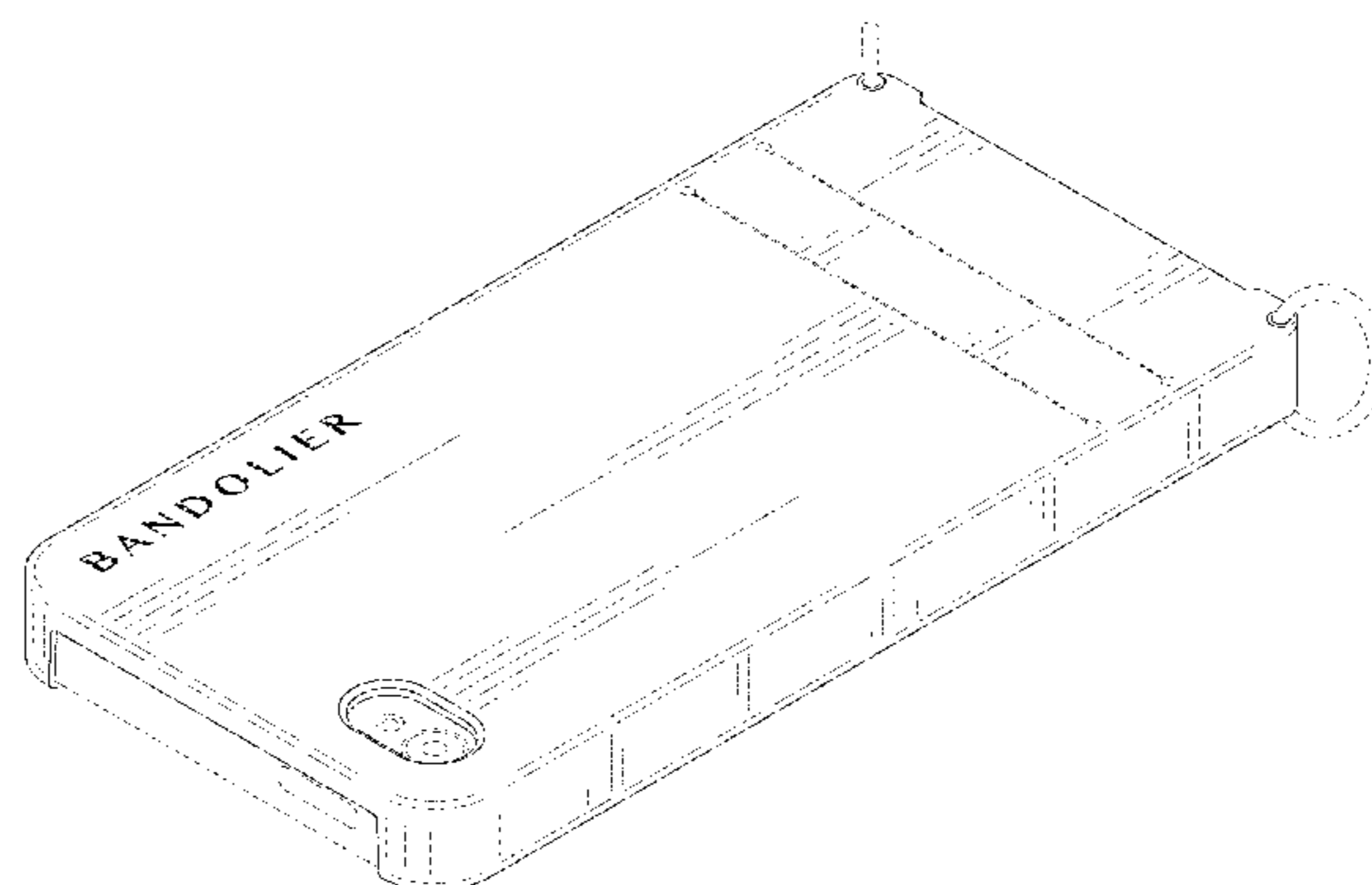
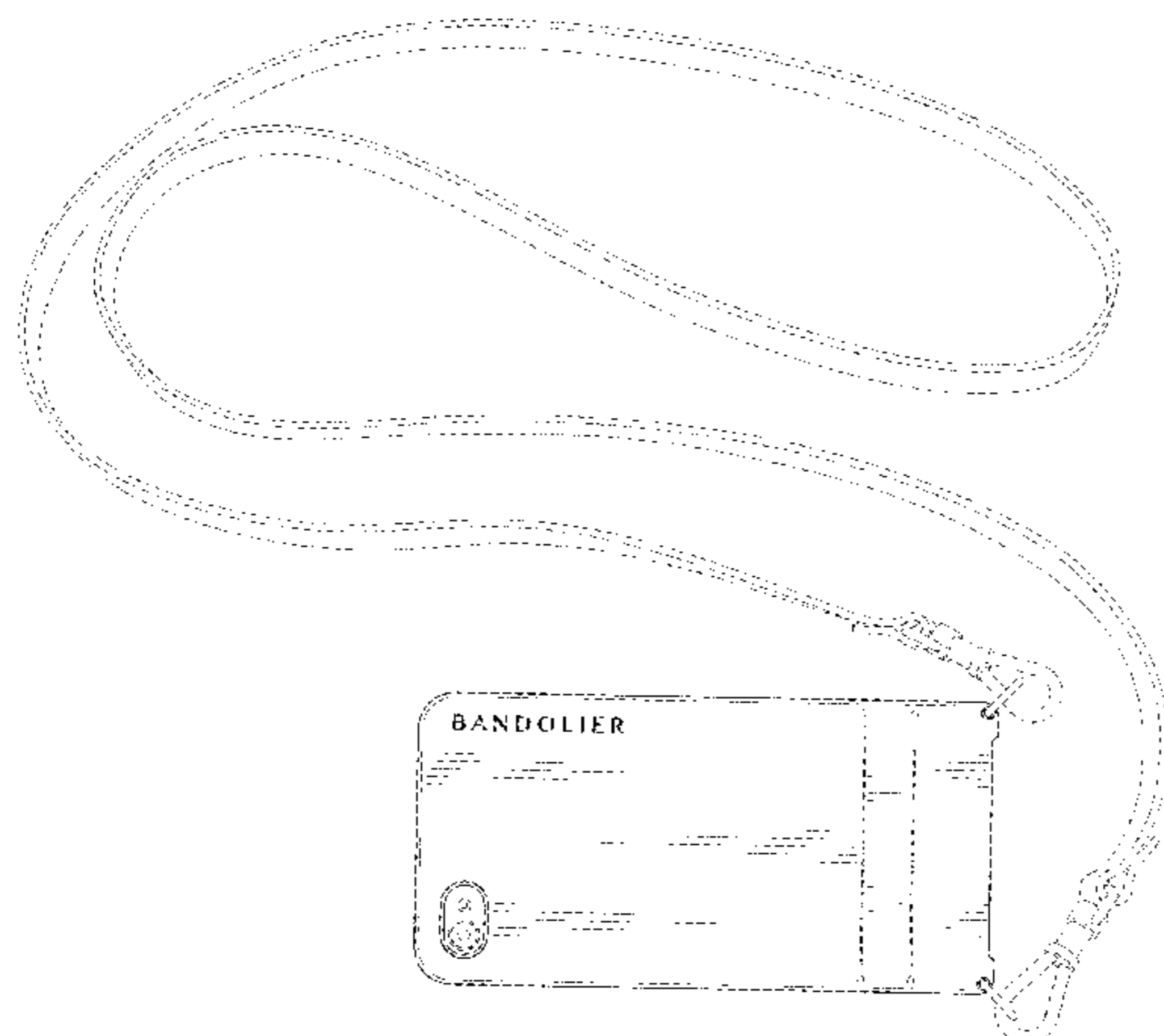
FIG. 20 is a second end view thereof;

FIG. 21 is a first side view thereof; and,

FIG. 22 is a second side view thereof.

The unshaded surfaces that are visible through the openings and the broken lines on these unshaded surfaces depict an unclaimed electronic device. All other broken lines depict unclaimed portions of the electronic device carrying case and unclaimed environment and form no part of the claimed design.

1 Claim, 13 Drawing Sheets



(56)

References Cited

U.S. PATENT DOCUMENTS

D495,872 S 9/2004 Patton
 D499,546 S * 12/2004 Smithers D3/218
 D520,738 S 5/2006 Tarantino
 D521,726 S 5/2006 Tarantino
 D533,994 S 12/2006 Hussaini et al.
 D562,807 S 2/2008 Andre et al.
 D615,447 S 5/2010 Raum
 D629,329 S 12/2010 Mudrick
 D649,539 S * 11/2011 Hong D14/250
 8,300,388 B2 * 10/2012 Li 361/679.01
 D678,871 S * 3/2013 Mishan et al. D14/250
 D679,694 S * 4/2013 Fahrendorff et al. D14/250
 D686,606 S * 7/2013 Hong D14/250
 D686,607 S * 7/2013 Hong D14/250
 D721,693 S * 1/2015 Lee et al. D14/250

D721,694 S * 1/2015 Lee et al. D14/250
 2001/0035442 A1 * 11/2001 Yokobori 224/197
 2005/0127123 A1 6/2005 Smithers
 2009/0023484 A1 * 1/2009 Macklin 455/575.6
 2010/0133307 A1 6/2010 Martin et al.
 2012/0262618 A1 * 10/2012 Weakly 348/333.01
 2012/0273541 A1 * 11/2012 Zwach 224/615

OTHER PUBLICATIONS

Photo 1—Example mobile phone holder, available before Jul. 1, 2013.
 Photo 2—Example mobile phone holder, available before Jul. 1, 2013.
 Photo 3—Example mobile phone holder, available before Jul. 1, 2013.

* cited by examiner

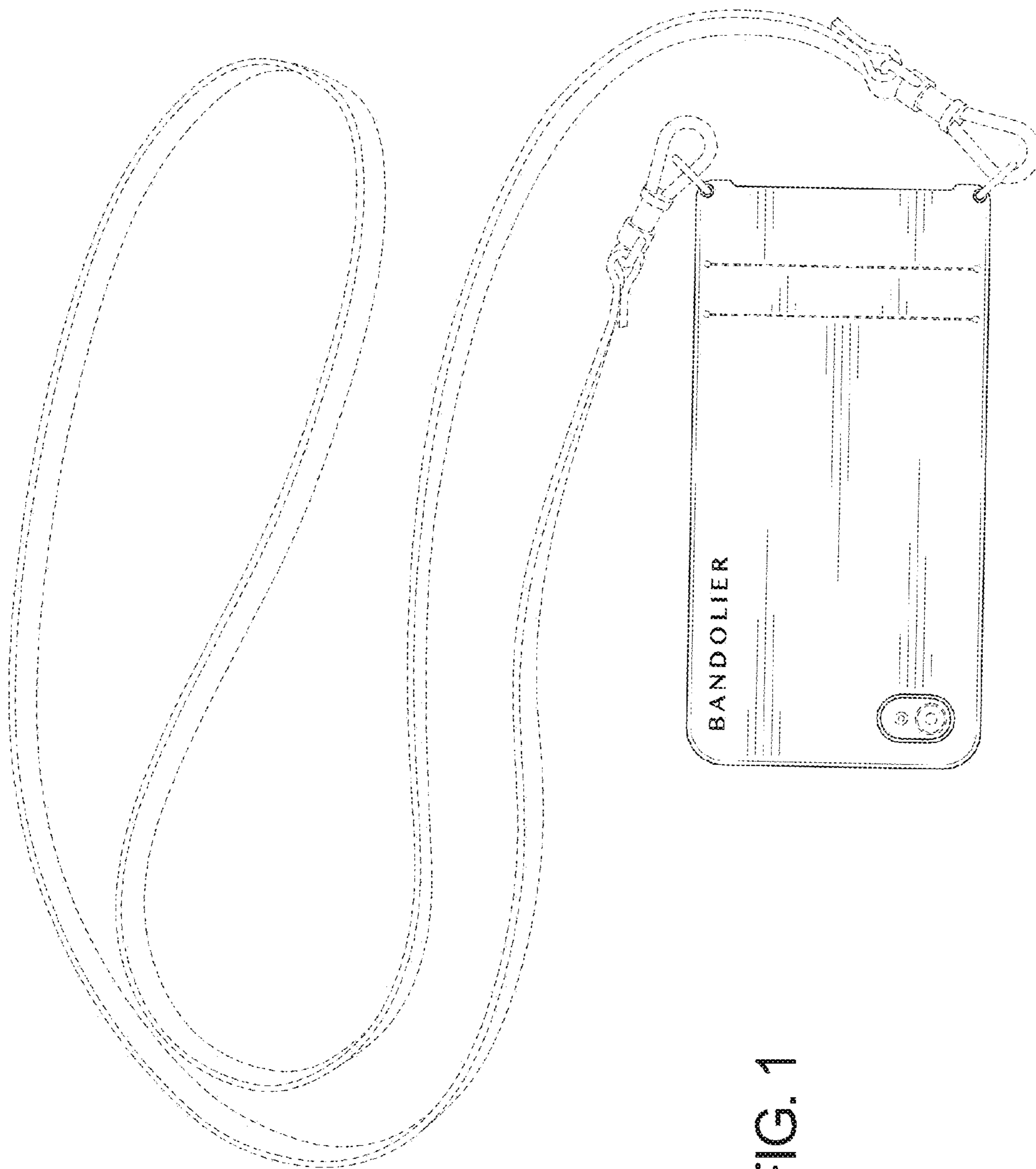


FIG. 1

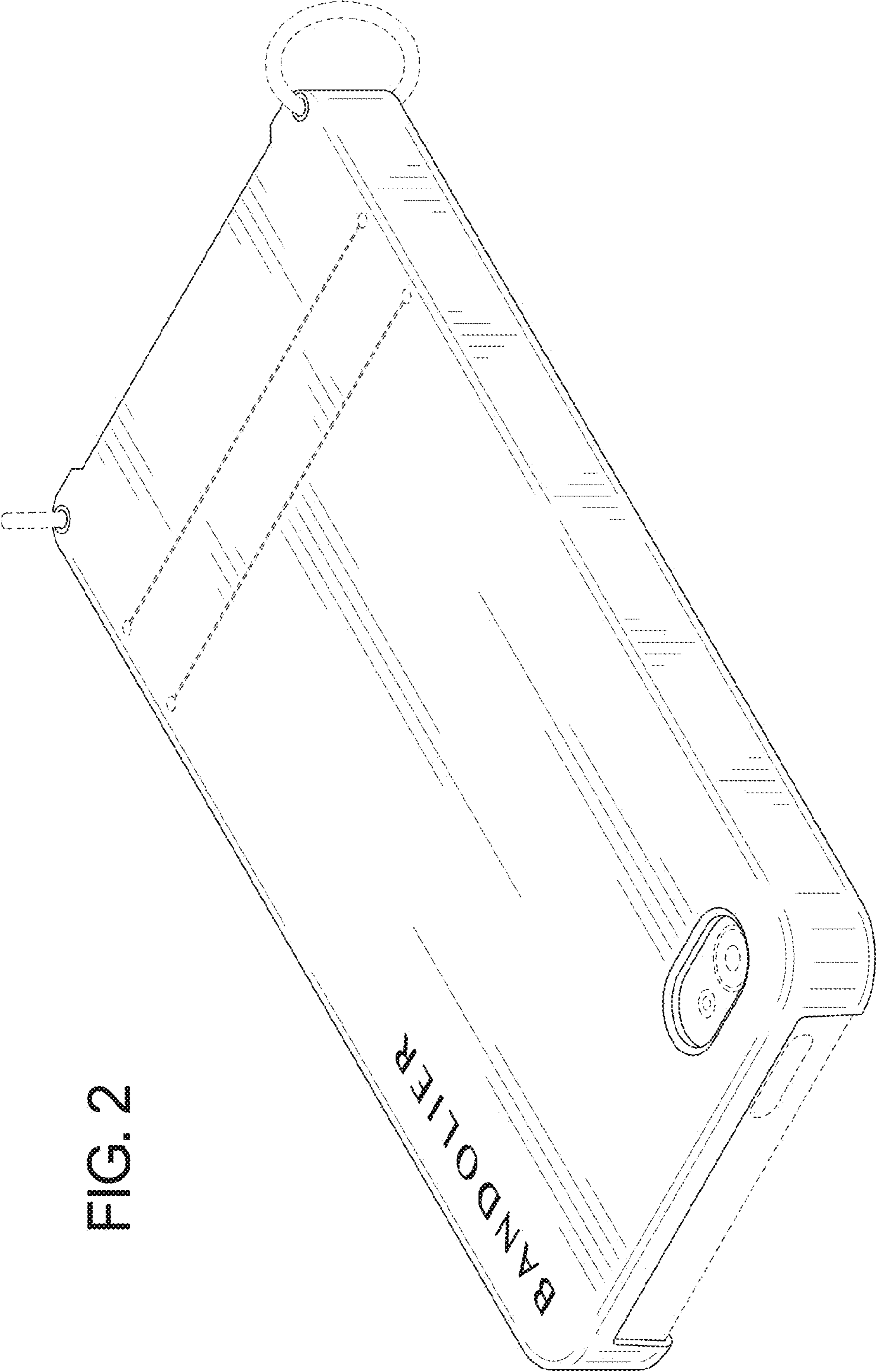


FIG. 2

FIG. 3

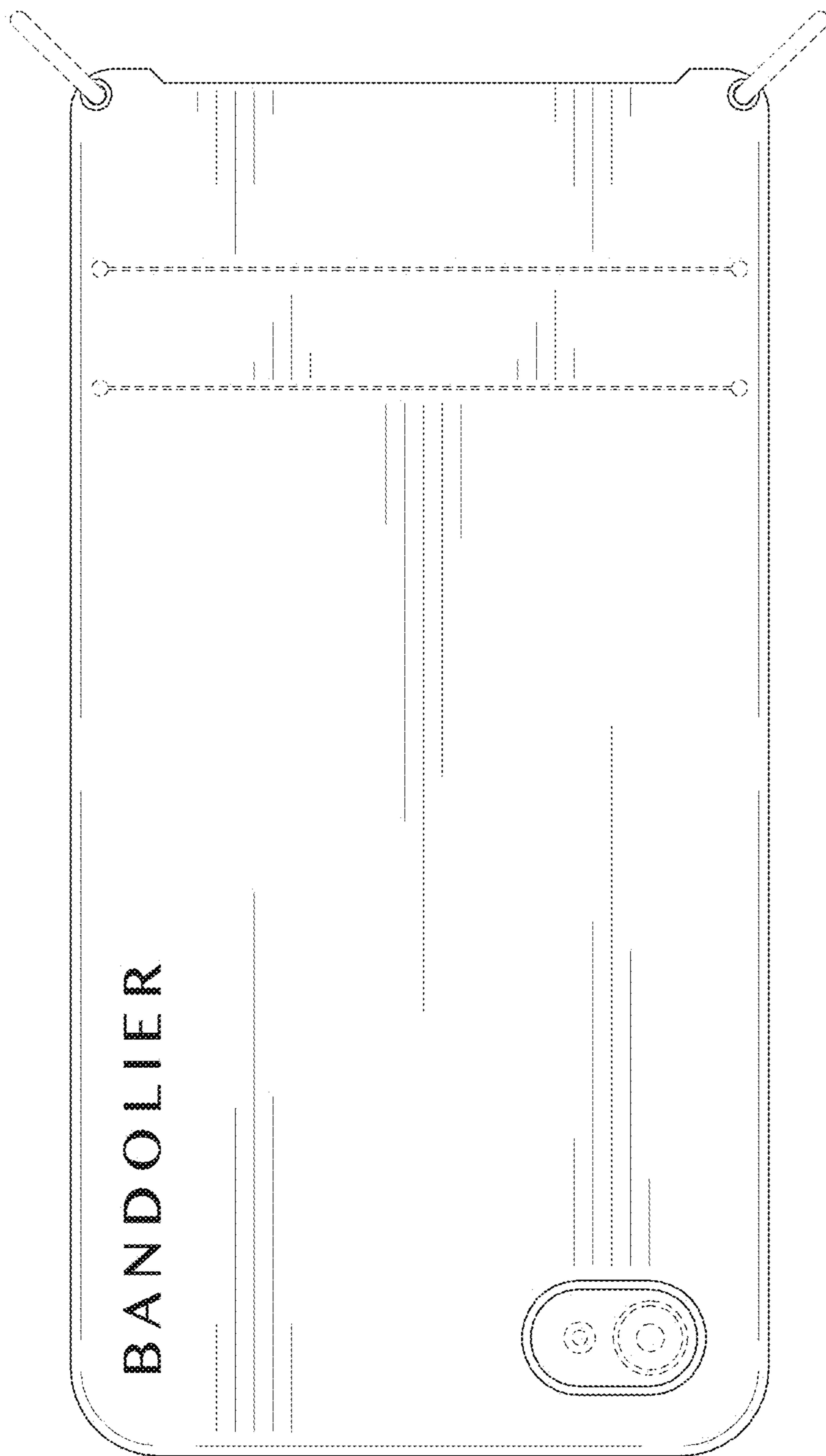


FIG. 4




FIG. 5




FIG. 6

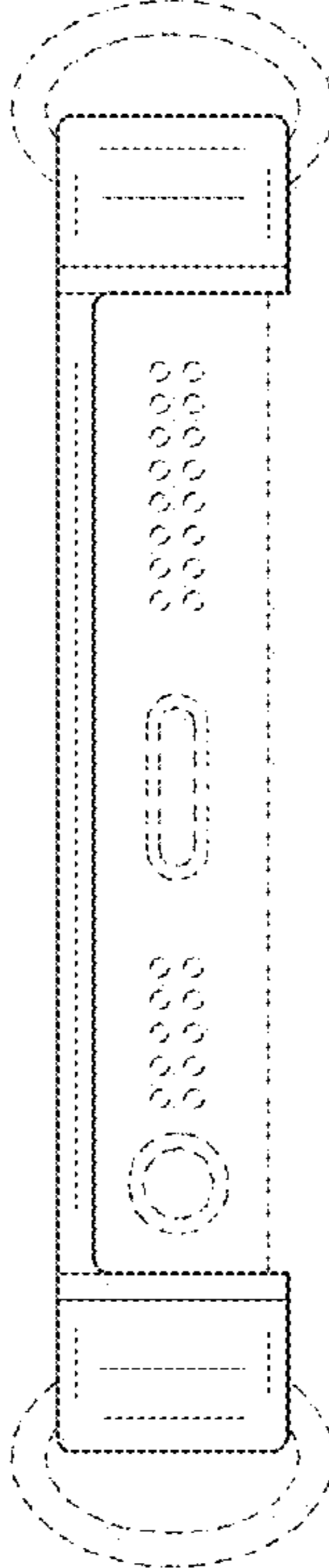


FIG. 7

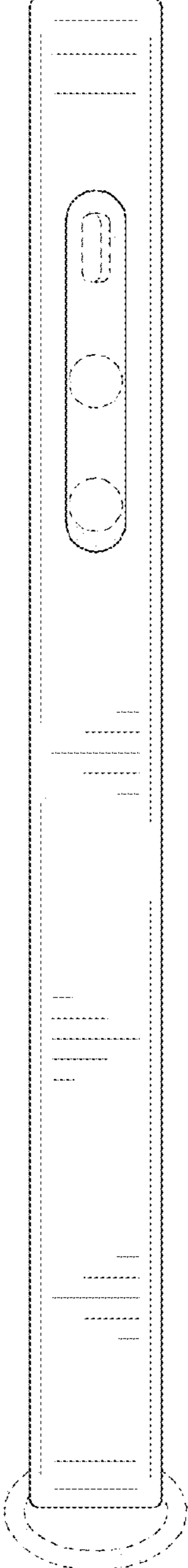
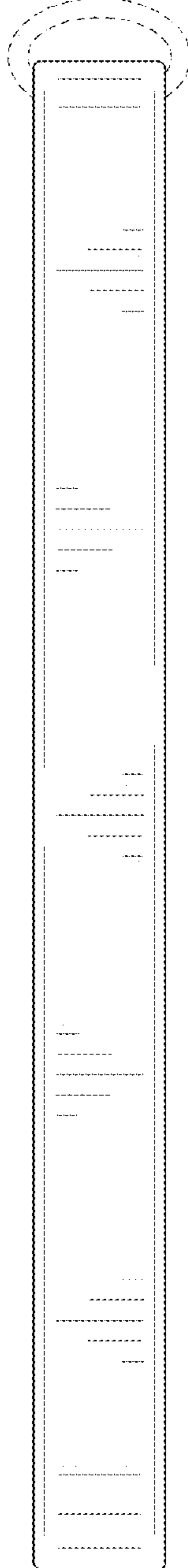


FIG. 8



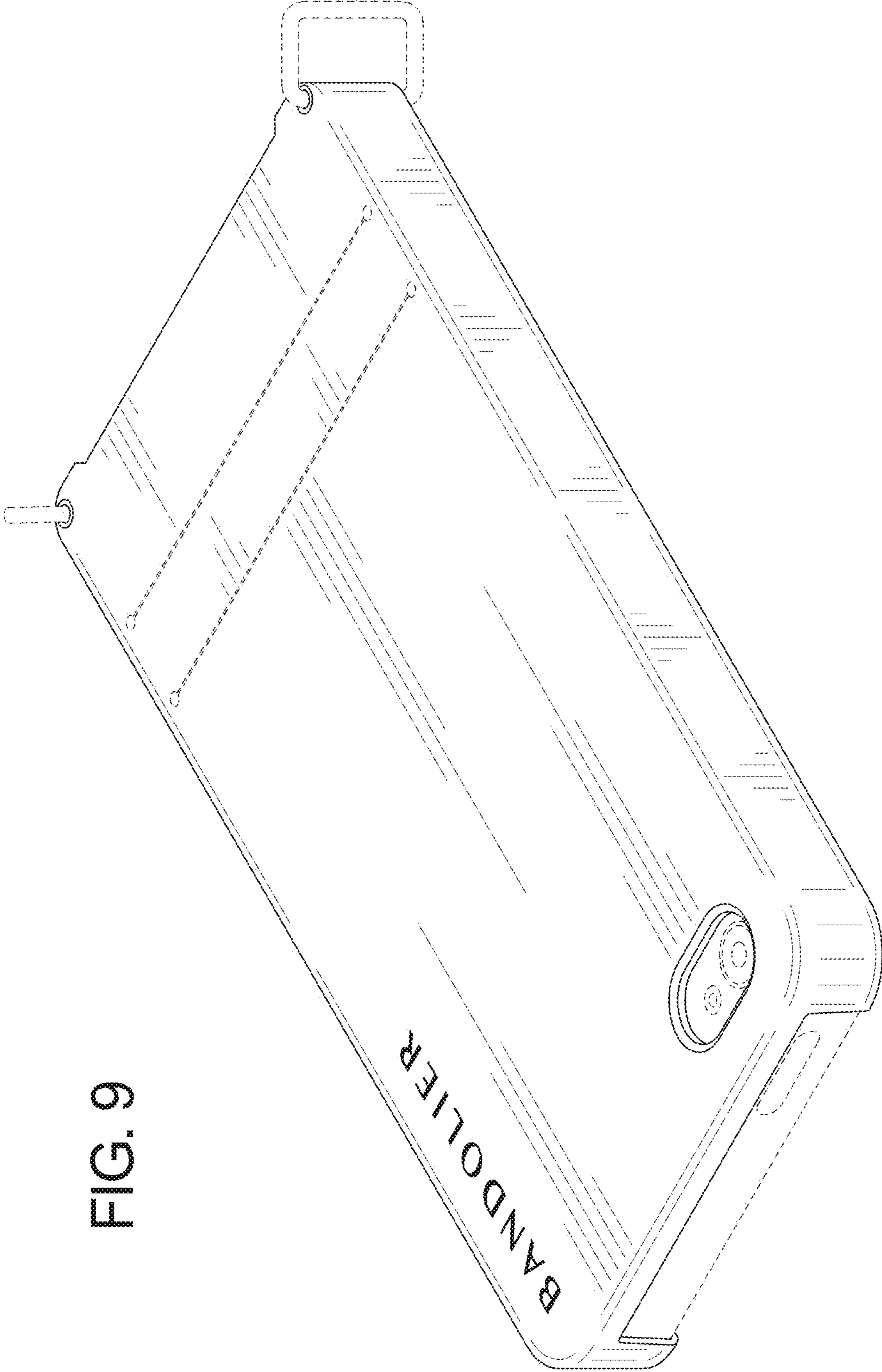


FIG. 9

FIG. 10




FIG. 11




FIG. 12




FIG. 13

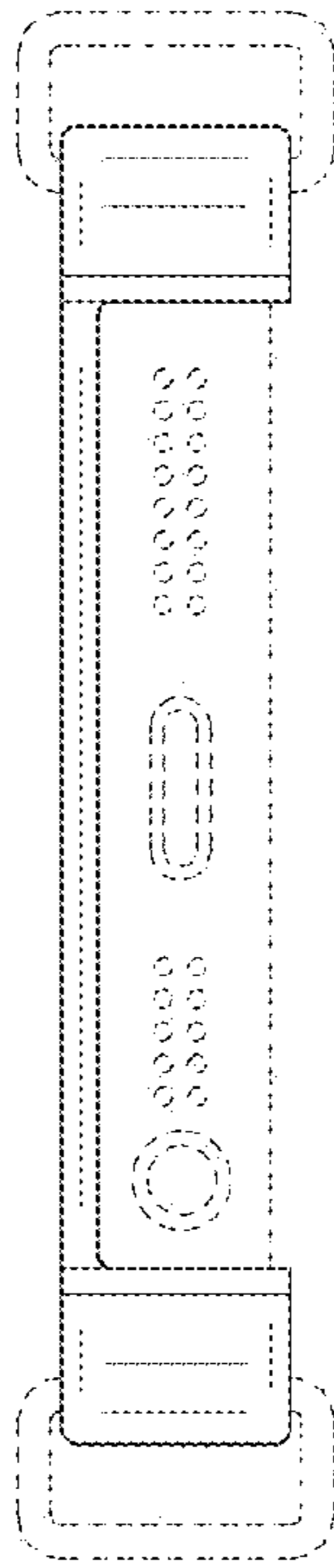


FIG. 14

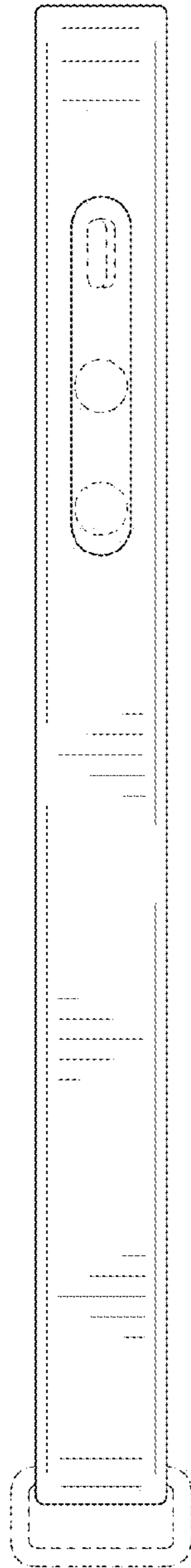
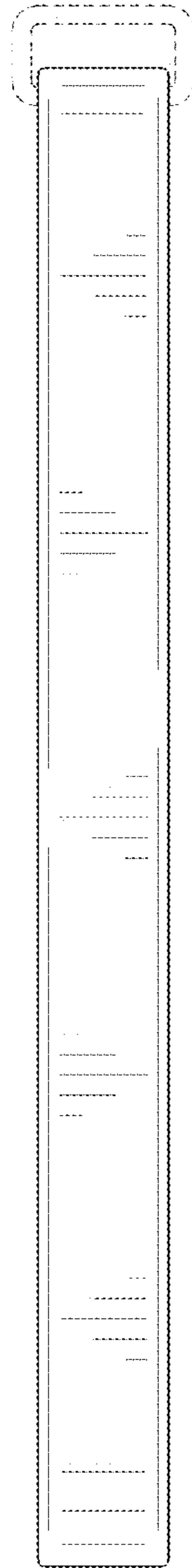


FIG. 15



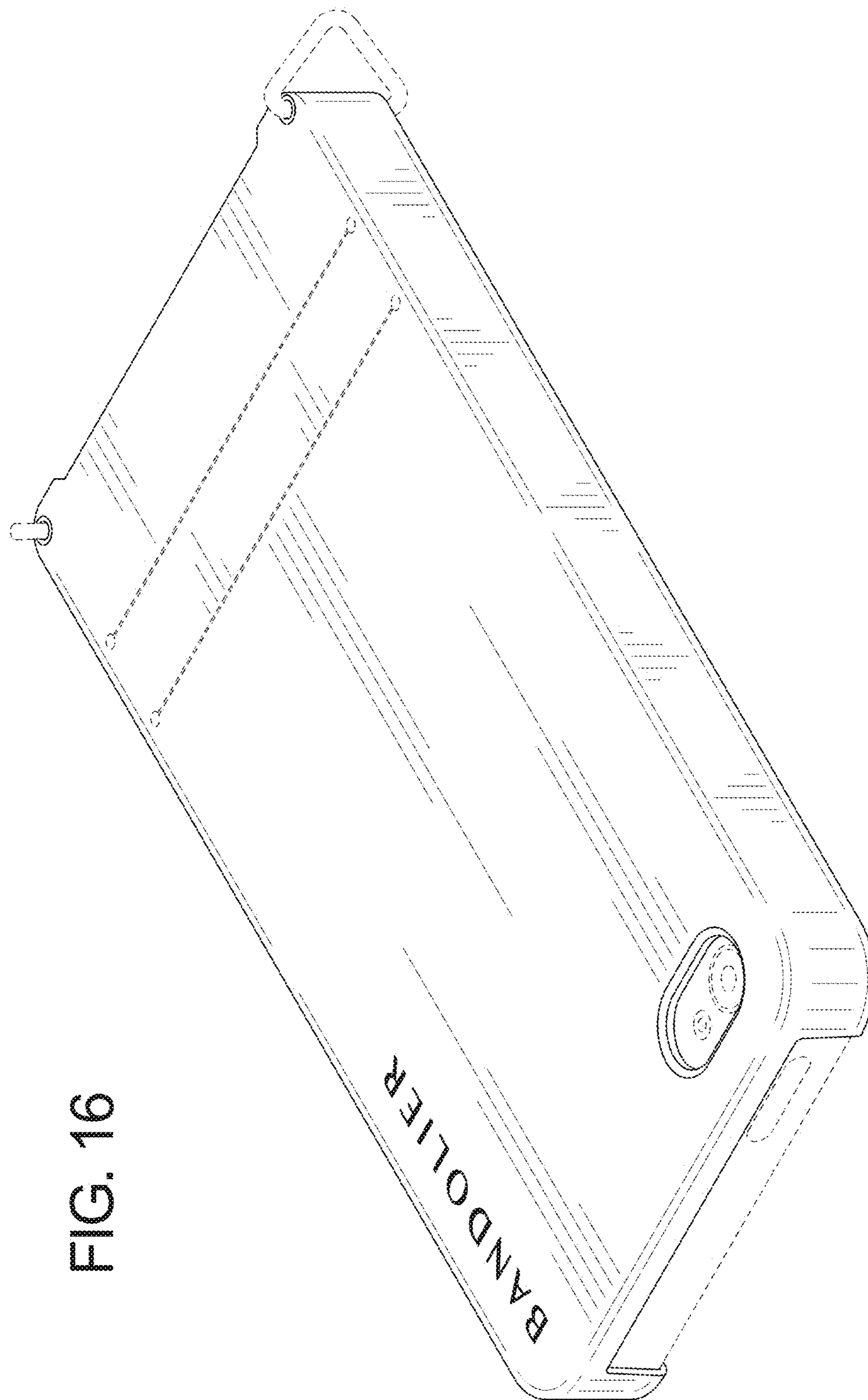


FIG. 16

FIG. 17

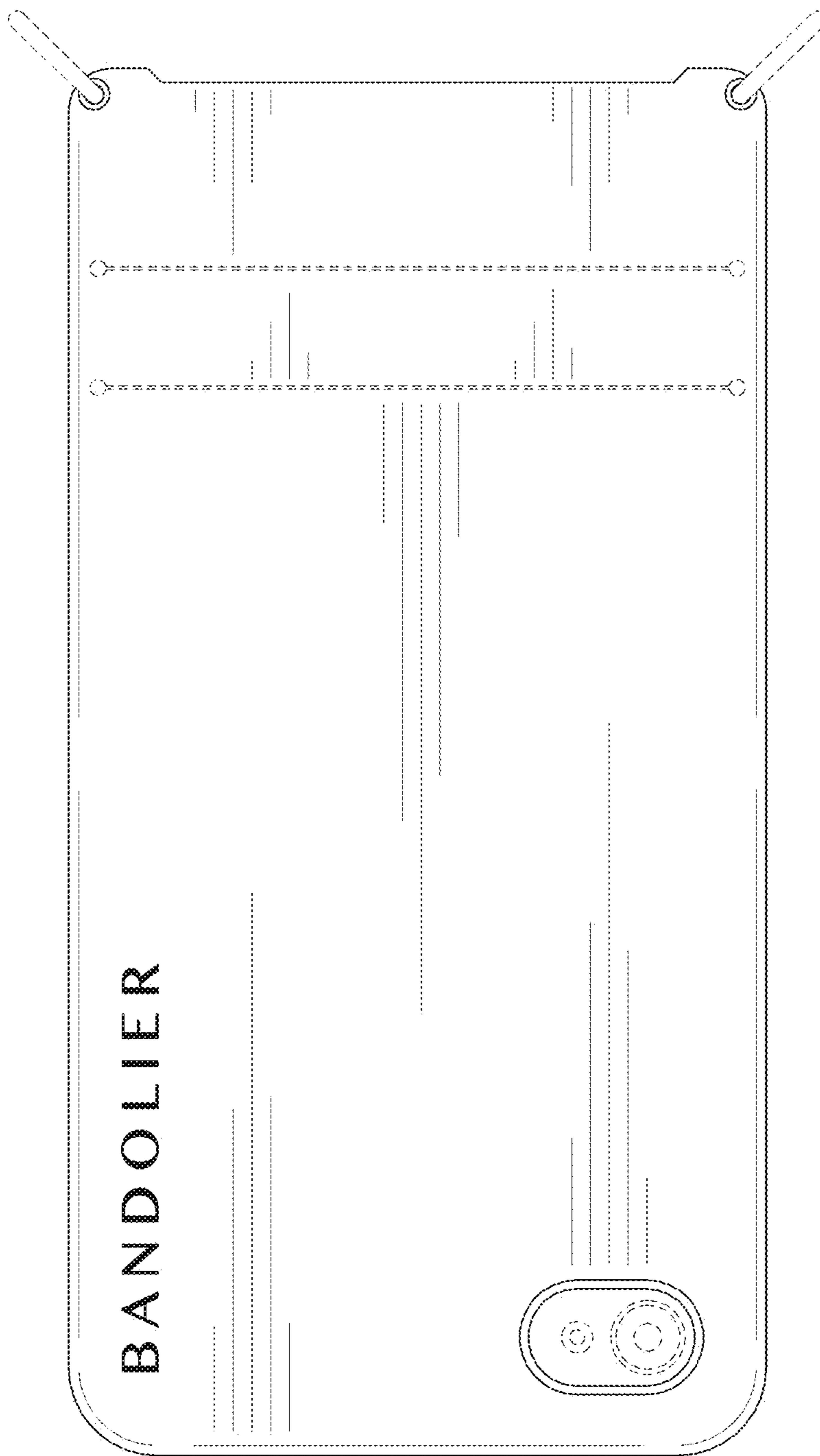


FIG. 18




FIG. 19




FIG. 20

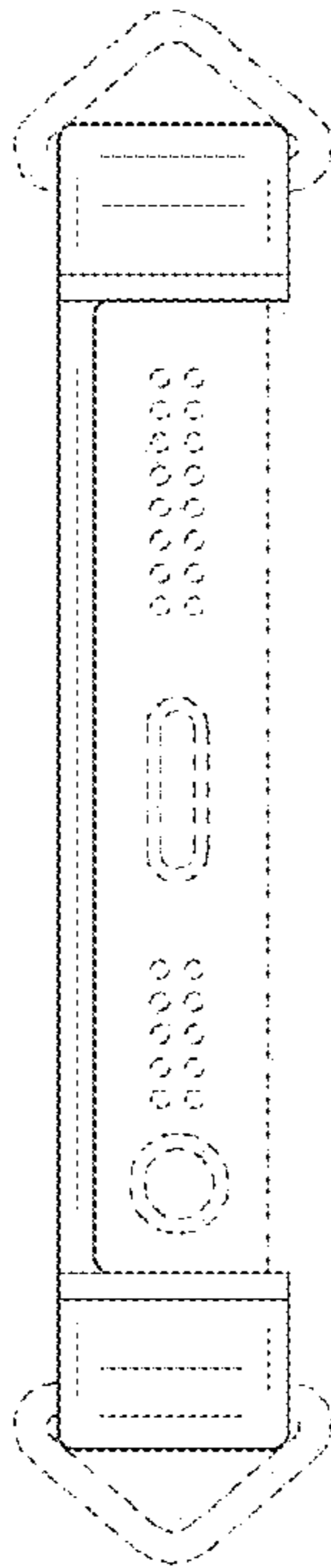


FIG. 21

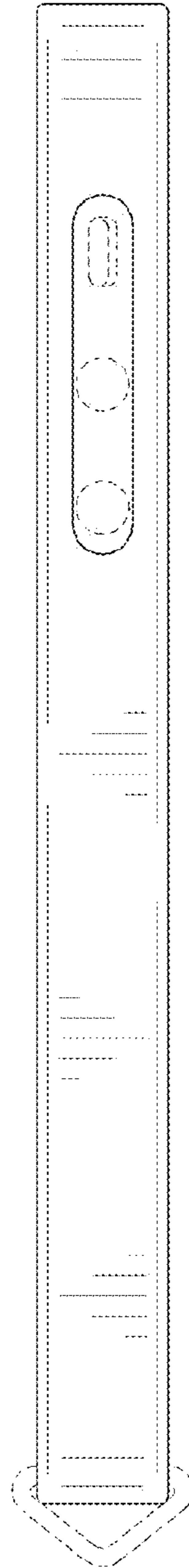


FIG. 22

