



US00D736195S

(12) **United States Design Patent**  
**Yeo et al.**

(10) **Patent No.:** **US D736,195 S**

(45) **Date of Patent:** **\*\* Aug. 11, 2015**

(54) **MOBILE PHONE**

(71) Applicant: **Samsung Electronics Co., Ltd.**,  
Suwon-si (KR)

(72) Inventors: **Jung-Min Yeo**, Seoul (KR); **Min-Hyounk Lee**, Seoul (KR); **Jung-Hyeok Im**,  
Yongin-si (KR)

(73) Assignee: **Samsung Electronics Co., Ltd.**,  
Suwon-si (KR)

(\*\*) Term: **14 Years**

(21) Appl. No.: **29/464,871**

(22) Filed: **Aug. 21, 2013**

(30) **Foreign Application Priority Data**

Feb. 23, 2013 (KR) ..... 30-2013-0009498

(51) **LOC (10) Cl.** ..... **14-03**

(52) **U.S. Cl.**  
USPC ..... **D14/248**

(58) **Field of Classification Search**  
USPC ..... D14/138, 138 A, 138 R, 138 G, 138 AD,  
D14/138 AC, 496, 248, 218, 439, 434, 250,  
D14/191, 138 C, 138 AA, 138 AB,  
D14/203.1–203.8, 238.1, 247, 137,  
D14/341–347, 440; D18/7; D21/517, 333;  
D10/65, 78, 104.1; D13/168, 107–108,  
D13/119; 455/575, 1, 556.2, 575.3, 575.4;  
361/679.3, 679.56; 379/433.01, 433.04  
CPC ..... H04R 2499/11; H04R 1/2811; H04R 1/00  
See application file for complete search history.

(56) **References Cited**

U.S. PATENT DOCUMENTS

D413,582 S *	9/1999	Tompkins	.....	D14/344
D498,754 S *	11/2004	Blyth	.....	D14/341
D512,718 S *	12/2005	Mori et al.	.....	D14/434
D546,837 S *	7/2007	Yeo	.....	D14/496
D547,330 S *	7/2007	Lee	.....	D14/496
D635,538 S *	4/2011	Song et al.	.....	D14/138 G
D697,042 S *	1/2014	Lee	.....	D14/138 G
D711,335 S *	8/2014	Kim	.....	D14/138 G
D711,339 S *	8/2014	Yang	.....	D14/138 G

\* cited by examiner

*Primary Examiner* — Carla Jobe Wright

*Assistant Examiner* — Holly E Thurman

(74) *Attorney, Agent, or Firm* — NSIP Law

(57) **CLAIM**

The ornamental design for a mobile phone, as shown and described.

**DESCRIPTION**

FIG. 1 is a front perspective view of a mobile phone showing our new design;

FIG. 2 is a front view thereof;

FIG. 3 is a rear view thereof;

FIG. 4 is a left-side view thereof;

FIG. 5 is a right-side view thereof;

FIG. 6 is a top view thereof;

FIG. 7 is a bottom view thereof; and,

FIG. 8 is a rear perspective view thereof.

The dash-dash broken lines depict unclaimed portions of the mobile phone only and form no part of the claimed design.

**1 Claim, 8 Drawing Sheets**




FIG. 1

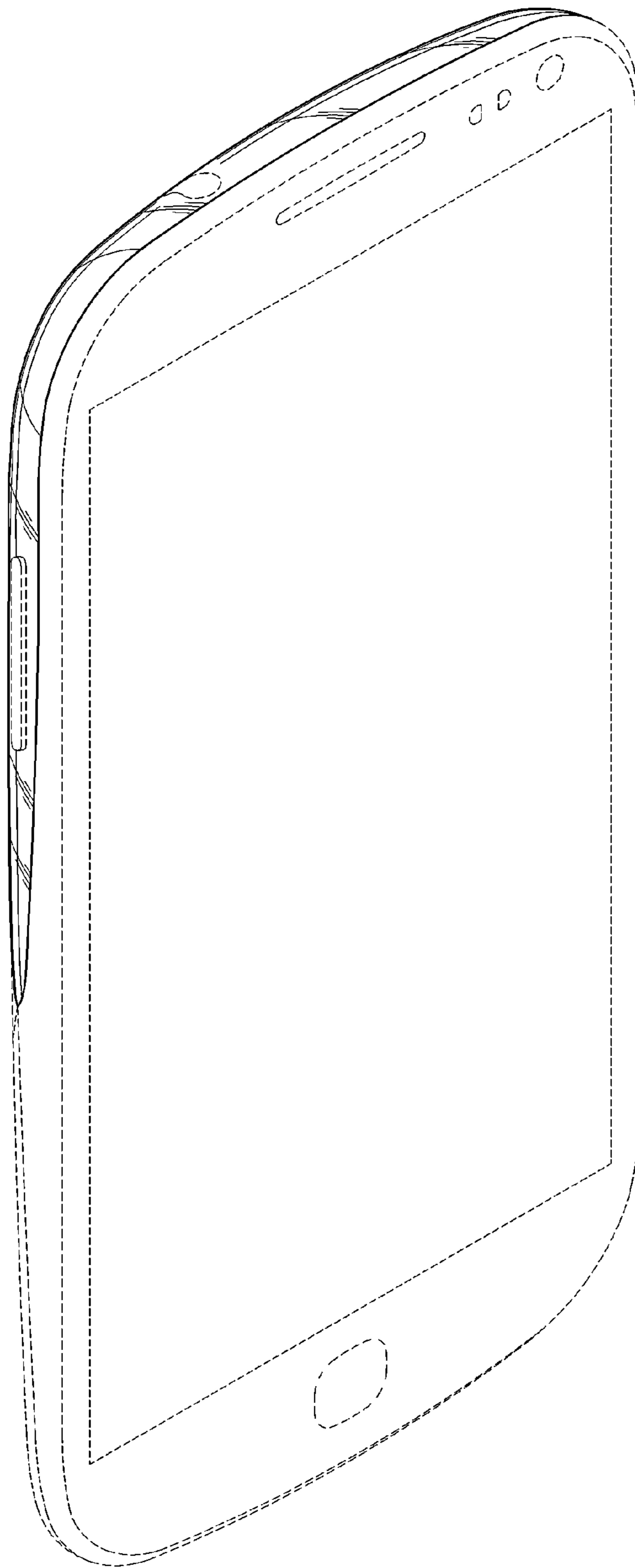


FIG. 2




FIG. 3




FIG. 4

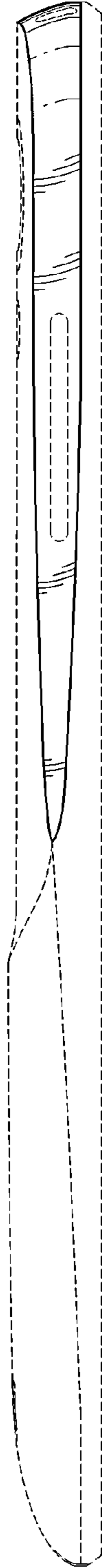


FIG. 5

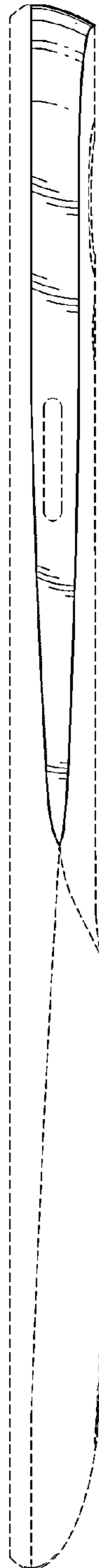


FIG. 6

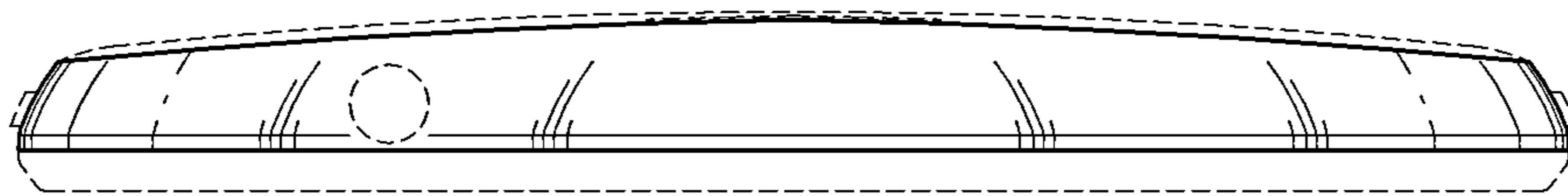


FIG. 7

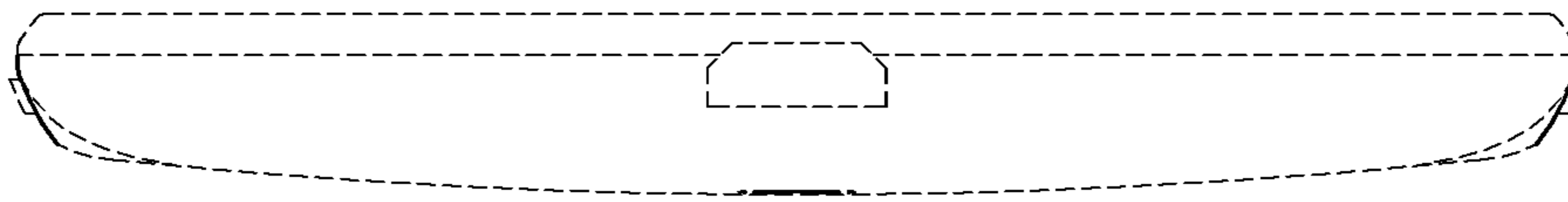




FIG. 8

