



US00D736194S

(12) **United States Design Patent**
Song

(10) **Patent No.:** **US D736,194 S**

(45) **Date of Patent:** **** Aug. 11, 2015**

(54) **MOBILE PHONE**

(71) Applicant: **Samsung Electronics Co., Ltd.**,
Suwon-si (KR)

(72) Inventor: **Han-Gil Song**, Seoul (KR)

(73) Assignee: **Samsung Electronics Co., Ltd.**,
Suwon-si (KR)

(**) Term: **14 Years**

(21) Appl. No.: **29/464,816**

(22) Filed: **Aug. 21, 2013**

(30) **Foreign Application Priority Data**

Feb. 21, 2013 (KR) 30-2013-0009012

(51) **LOC (10) Cl.** **14-03**

(52) **U.S. Cl.**
USPC **D14/248**

(58) **Field of Classification Search**

USPC D14/138, 138 A, 138 R, 138 G, 138 AD,
D14/138 AC, 496, 248, 218, 439, 434, 250,
D14/191, 138 C, 138 AA, 138 AB,
D14/203.1-203.8, 238.1, 247, 137,
D14/341-347, 440; D18/7; D21/517, 333;
D10/65, 78, 104.1; D13/168, 107-108,
D13/119; 455/575, 1, 556.2, 575.3, 575.4;
361/679.3, 679.56; 379/433.01, 433.04

CPC H04R 2499/11; H04R 1/2811; H04R 1/00
See application file for complete search history.

(56) **References Cited**

U.S. PATENT DOCUMENTS

D627,343 S * 11/2010 Andre et al. D14/341
D633,492 S * 3/2011 Matsuoka D14/341
D635,538 S * 4/2011 Song et al. D14/138 G
D639,261 S * 6/2011 Garnham et al. D14/138 G
D644,197 S * 8/2011 Lee et al. D14/138 G

D660,273 S * 5/2012 Jung D14/138 AD
D672,769 S * 12/2012 Andre et al. D14/341
D675,612 S * 2/2013 Andre et al. D14/341
D680,983 S * 4/2013 Park D14/138 G
D695,254 S * 12/2013 Hong D14/138 G
D708,159 S * 7/2014 Kim D14/138 G
D710,816 S * 8/2014 Koh D14/138 G
D717,266 S * 11/2014 Chung et al. D14/138 G

* cited by examiner

Primary Examiner — Carla Jobe Wright

Assistant Examiner — Holly E Thurman

(74) *Attorney, Agent, or Firm* — NSIP Law

(57) **CLAIM**

The ornamental design for a mobile phone, as shown and described.

DESCRIPTION

FIG. 1 is a front perspective view of a mobile phone showing my new design;

FIG. 2 is a front view thereof;

FIG. 3 is a rear view thereof;

FIG. 4 is a left-side view thereof;

FIG. 5 is a right-side view thereof;

FIG. 6 is a top view thereof;

FIG. 7 is a bottom view thereof;

FIG. 8 is a rear perspective view thereof; and,

FIG. 9 is an enlarged view of the encircled portion shown in FIG. 2.

In FIGS. 1-6 and 8-9, the solid lines that are immediately adjacent the unshaded front and rear surfaces are boundaries of the claimed design. The unshaded front and rear surfaces bounded by these solid lines form no part of the claimed design. In FIGS. 2 and 9, the dot-dash broken lines encircle and indicate a portion of the claimed design that is shown on an enlarged scale in FIG. 9. All other broken lines throughout the drawing figures depict unclaimed environmental portions of the mobile phone. The broken lines form no part of the claimed design.

1 Claim, 9 Drawing Sheets

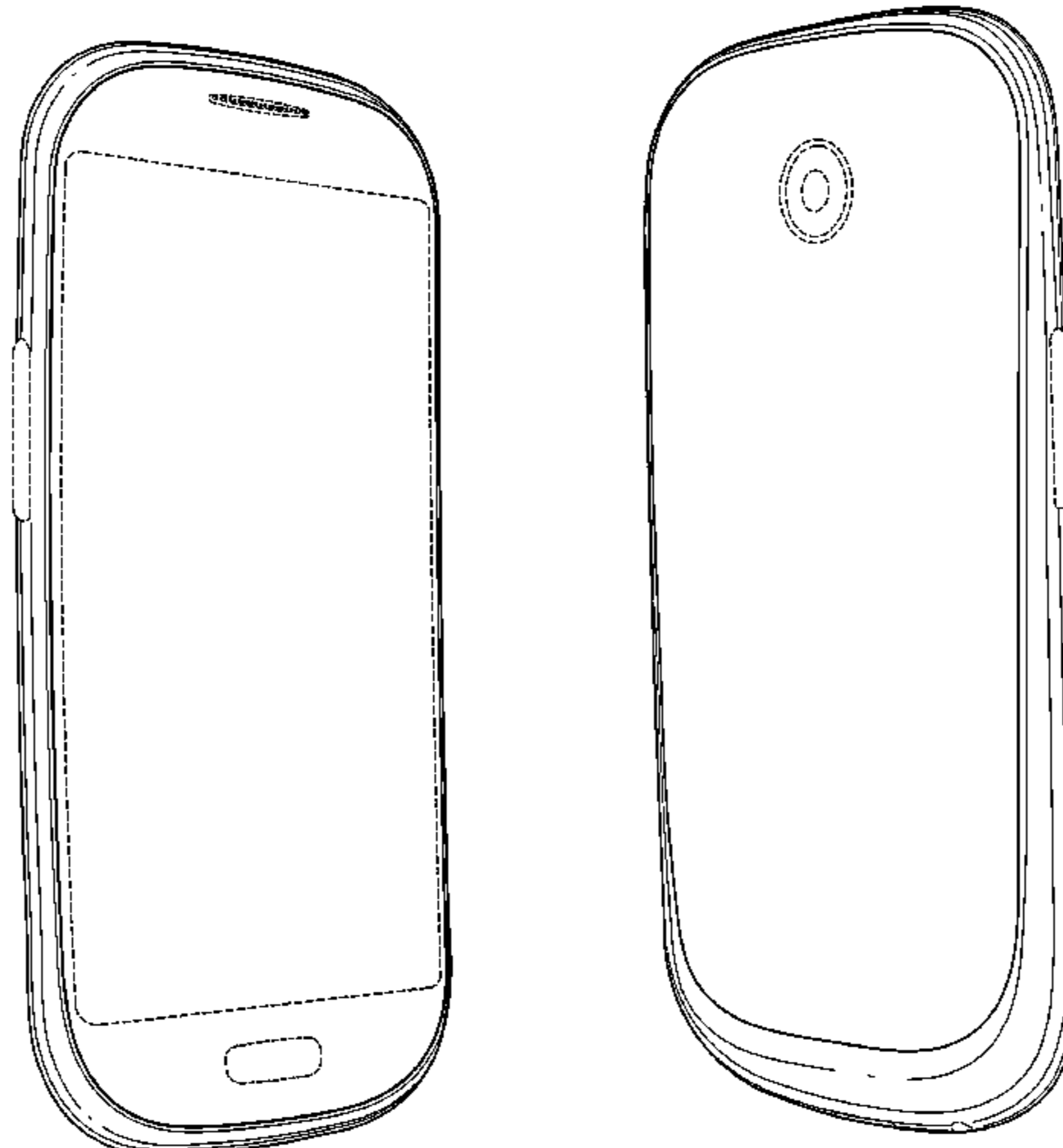


FIG. 1

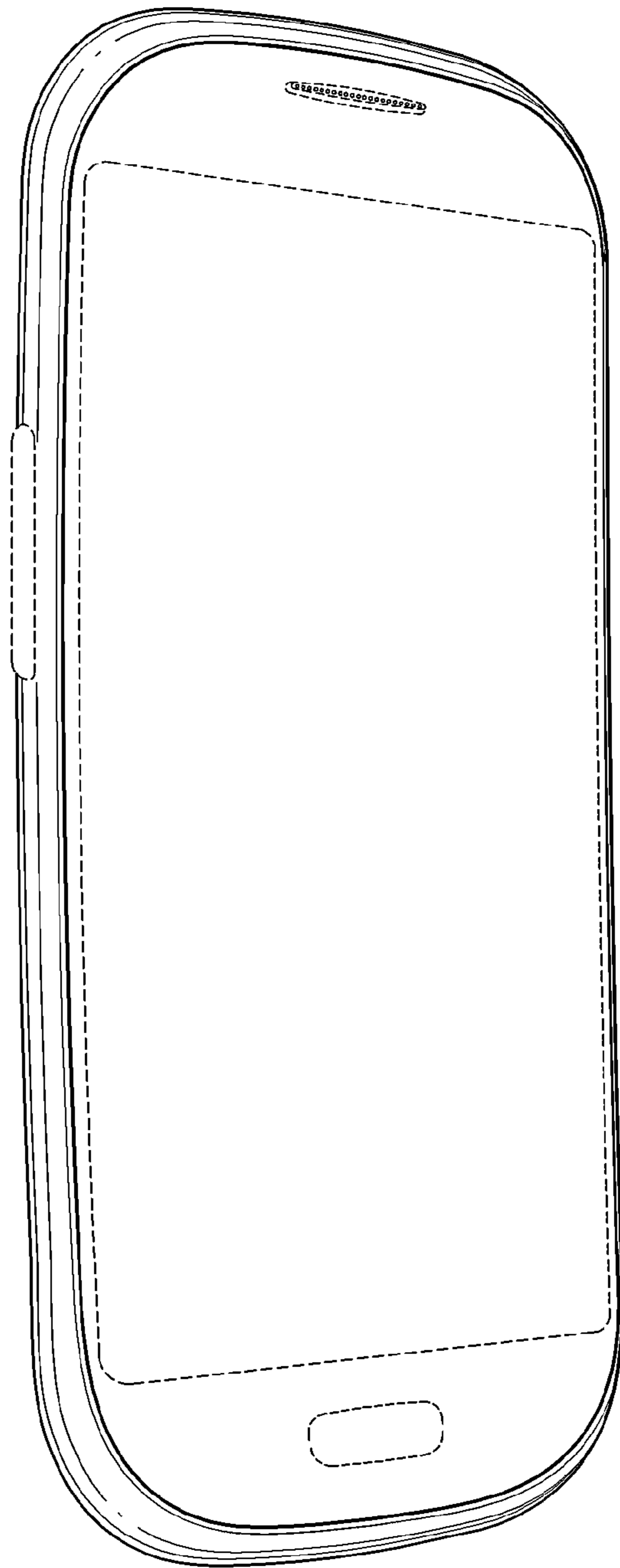


FIG. 2




FIG. 3




FIG. 4

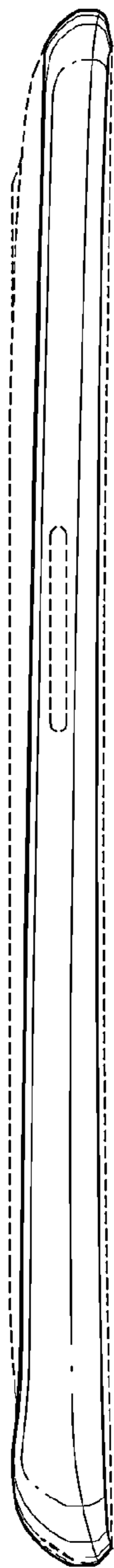


FIG. 5

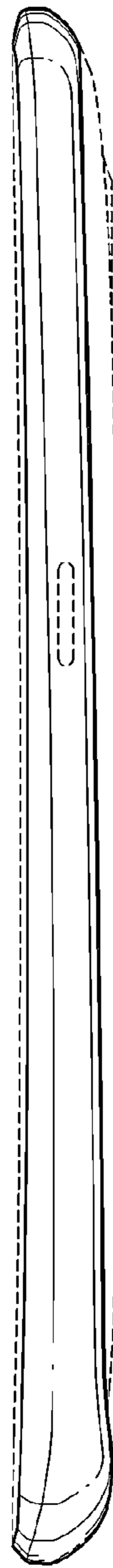


FIG. 6




FIG. 7

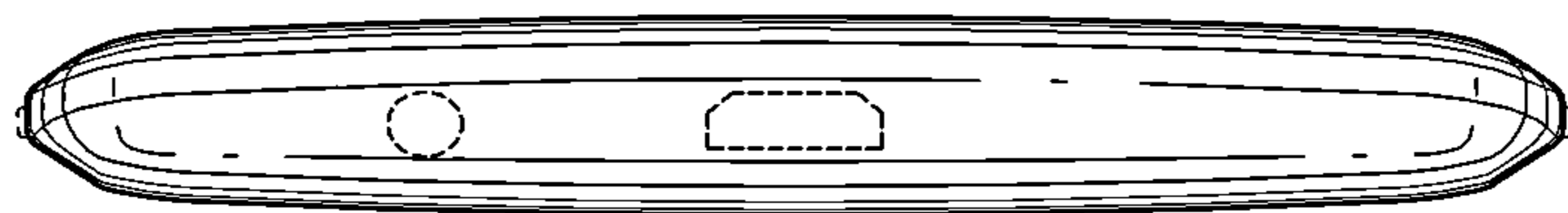


FIG. 8




FIG. 9

